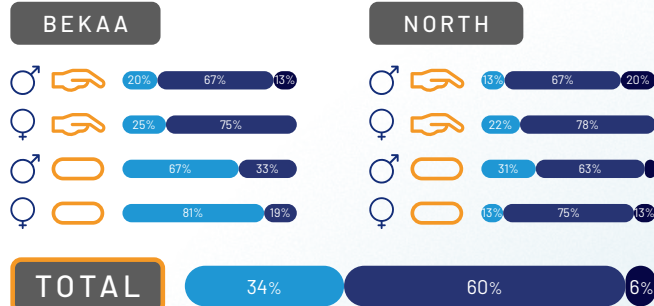


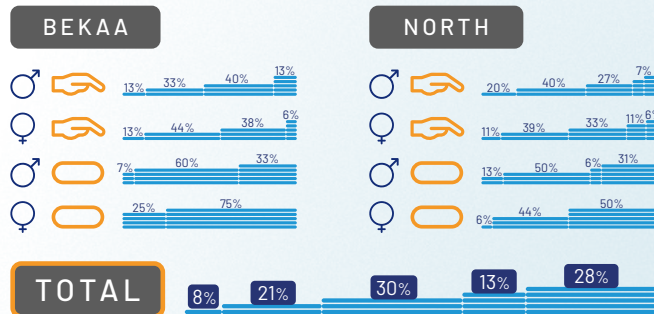
Figure 2 – Overview of Sampling and Demographic Targets

8 FGDs | 127 Participants | ♀ 52% ♂ 48%

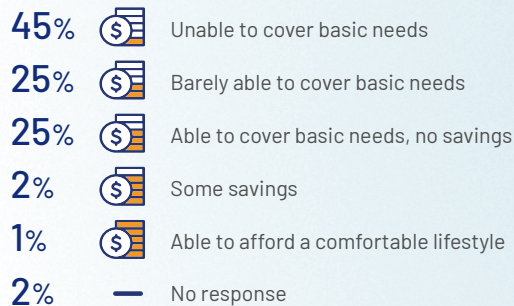
AGE



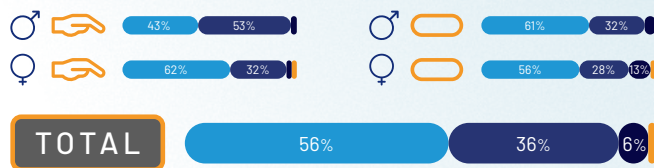
EDUCATION



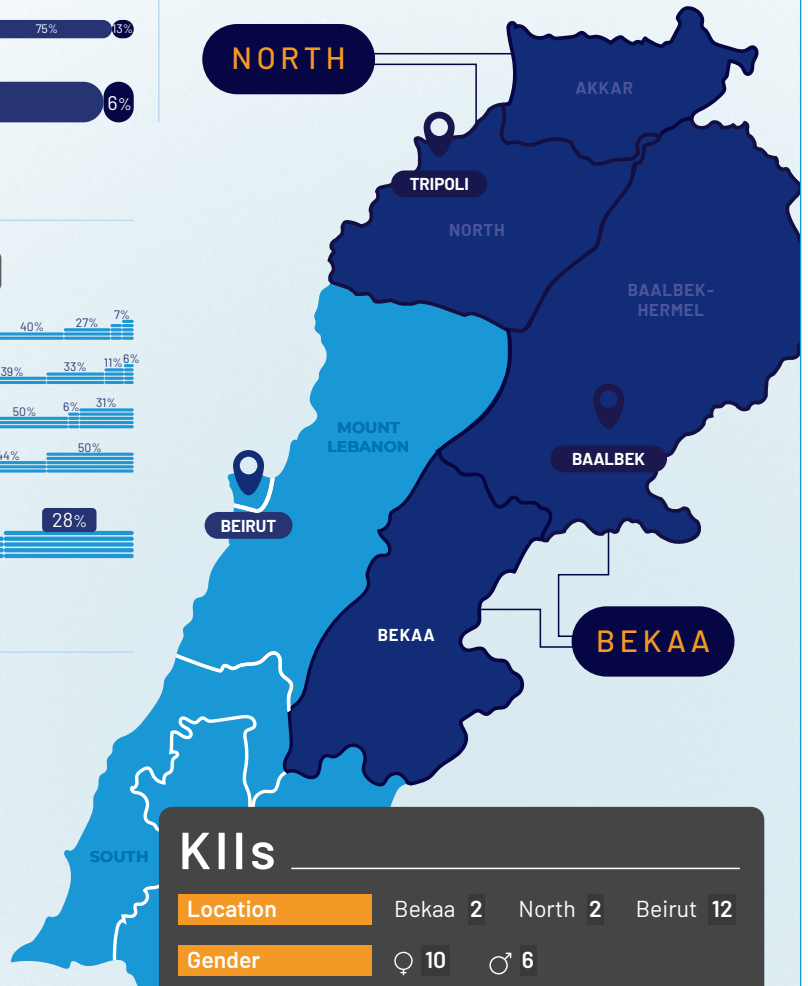
ECONOMIC STATUS



MARITAL STATUS



DISABILITIES



KIIs

Location	Bekaa 2	North 2	Beirut 12
Gender	♀ 10	♂ 6	
Youth	♀ 1	♂ 2	
PWD	♀ 2	♂ 1	

LEGEND

- ♀ Female
- ♂ Male
- Hand icon: Persons With Disabilities
- Circle icon: Persons Without Disabilities

AGE

- Light blue circle: 18-24 years
- Dark blue circle: 25-54 years
- Black circle: 55+ years

EDUCATIONAL LEVEL

- Light blue line: No formal education
- Dark blue line: Elementary School
- Black line: Middle/High School
- Light blue line with dots: Some university, no degree
- Dark blue line with dots: University graduate or post-graduate

MARITAL STATUS

- Light blue circle: Never married
- Dark blue circle: Married
- Black circle: Separated or Divorced
- Orange circle: Widowed