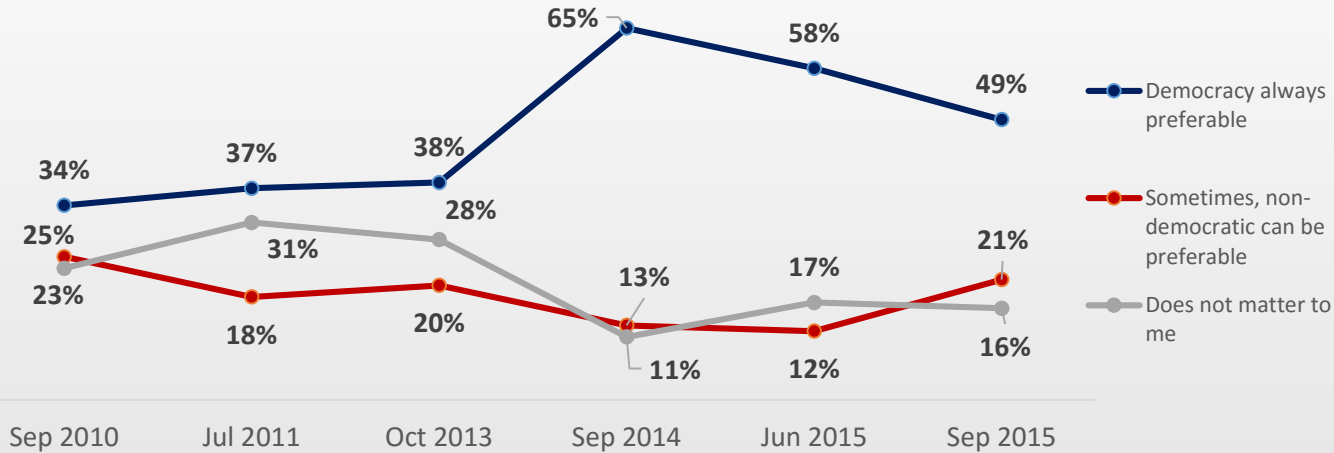


# Attitudes Toward Democracy

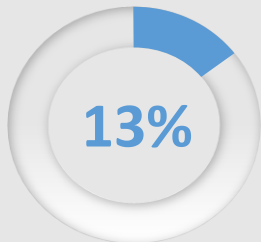
## Ukraine National Survey, September 2015



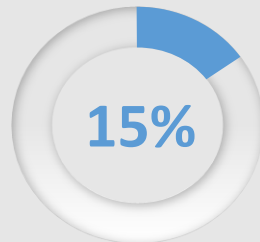
### 49%

say democracy is preferable to any other form of government in Ukraine, while under a quarter believe *non-democratic governments can be preferable*. There is significantly more support for democracy than before *Maidan*.

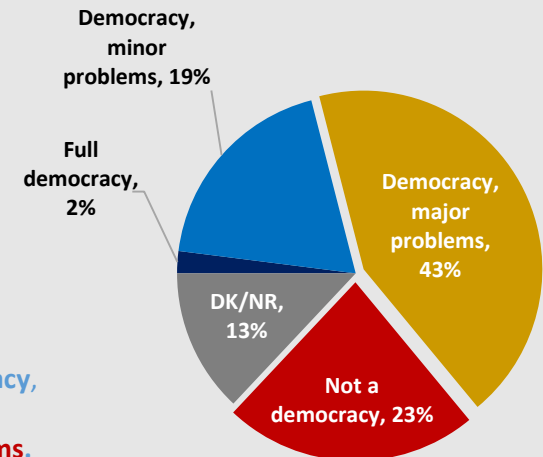
October 2013



September 2015



Satisfaction with how democracy works in Ukraine remains low. Only 15% are *satisfied with how democracy works*, an increase of 2 percentage points from 2013. 58% **remain dissatisfied**.

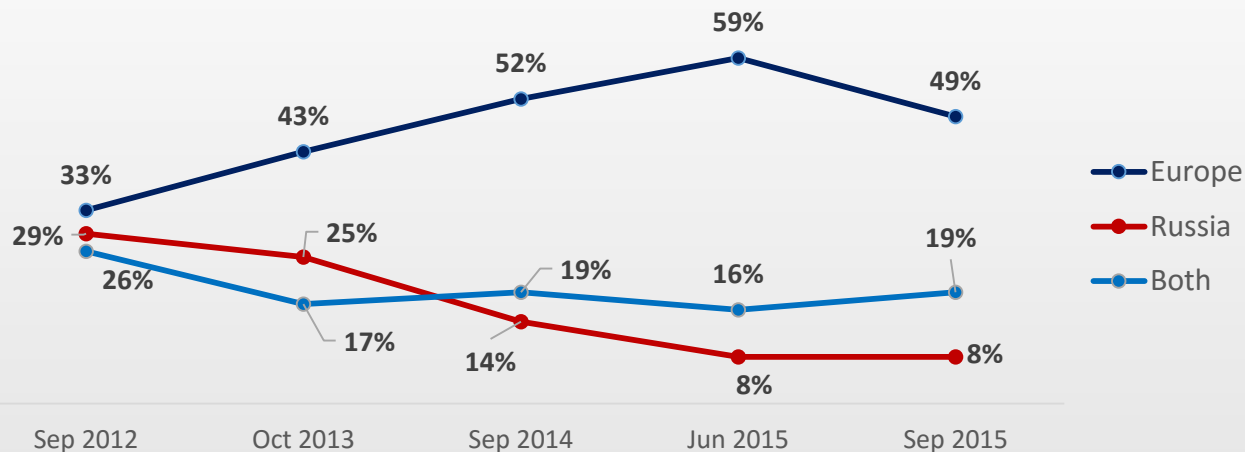


### 63%

say Ukraine is a democracy, however a plurality says that it has **major problems**. Only 2% say that Ukraine is a *full democracy*.

# Attitudes on Foreign Policy and Foreign Relations

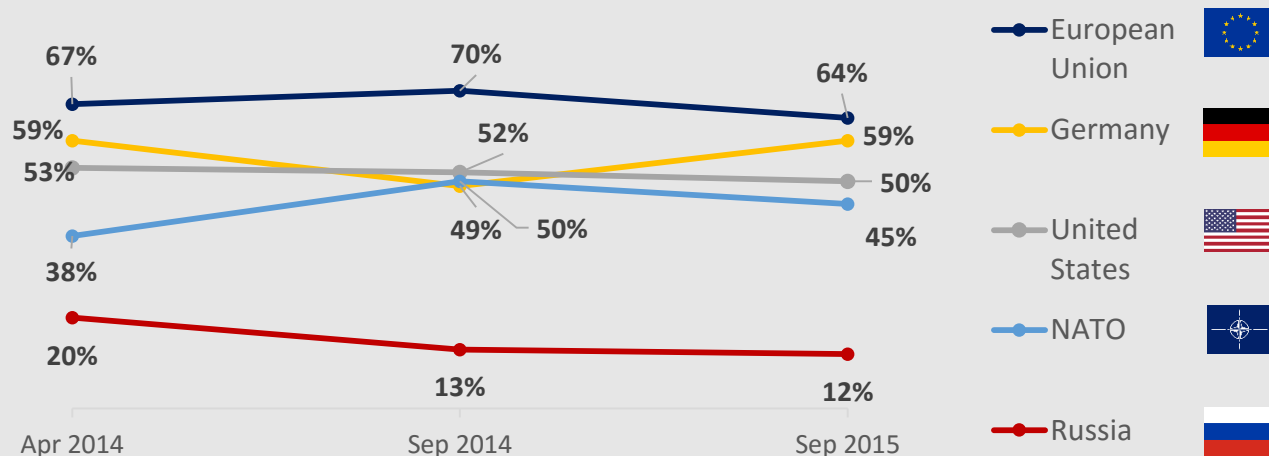
## Ukraine National Survey, September 2015



**49%**

say that Ukraine would be better off having closer **political and economic relations with Europe**, while only 8% say that it would be better off having *closer relations with Russia*.

### More positive impressions of Western governments and institutions than Russian government



Ukrainians have significantly more **positive views of Western governments and institutions** than of Russia, evidence of their desire for **stronger ties to the West and Western, democratic values**. Over half have positive views of the leadership in the European Union, Germany, and the United States.

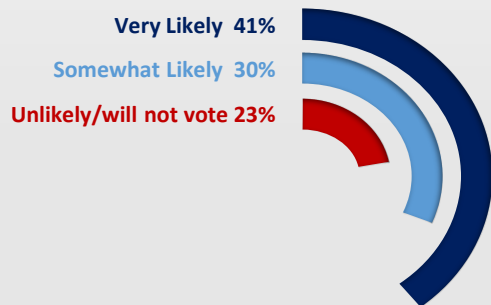
# Attitudes on October 2015 Local Elections Ukraine National Survey, September 2015



## Likelihood of voting in local elections

**41%**

of Ukrainians say they are **very likely to vote** in the upcoming local elections, with a further 30% saying they are *somewhat likely* to vote.



## Voter preference in upcoming election (among those very likely to vote)



Petro Poroshenko's Bloc  
- Solidarnist - UDAR 13%



Batkivschyna 11%



Samopomich 8%



Radical Party 6%



Opposition Bloc 4%

Other parties 14%

Undecided 36%

**43%**

say that the upcoming elections will be either **completely or reasonably free and fair**, while 33% think the elections will either be *seriously flawed or not at all free and fair*.

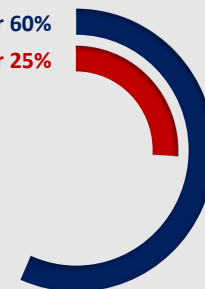
Reasonably free and fair 43%  
Flawed/not free and fair 33%



**60%**

Among those *likely to vote*, a majority says that the elections will be at least **reasonably free and fair**.

Reasonably free and fair 60%  
Flawed/not free and fair 25%



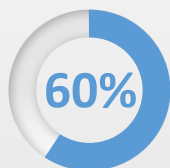
# Addressing the Aspirations of *Maidan*

## Ukraine National Survey, September 2015



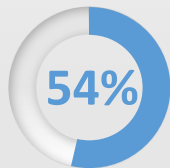
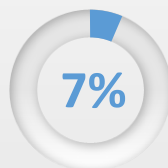
Significant percentage of Ukrainians cite reducing corruption, greater integration with Europe, and liberal values as reasons for *Maidan* taking place, but most do not believe there have been improvements on these issues since *Maidan*.

% saying important aspiration of *Maidan*

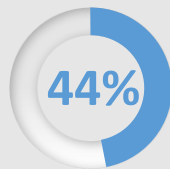
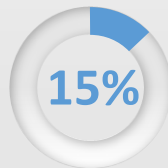


Reduction of corruption

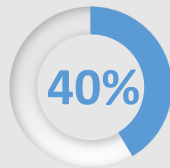
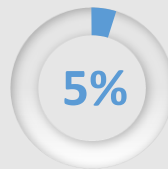
% reporting improvement since *Maidan*



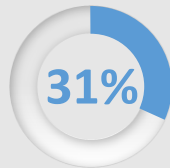
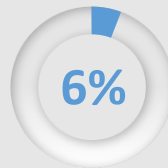
Greater integration with Europe



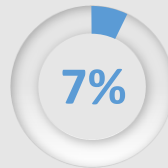
Limit the influence of oligarchs



Equal treatment of all Ukrainians



Reforms of judiciary and law enforcement



Only...

**five percent** say the current authorities have **done well in addressing the aspirations of the *Maidan* movement**

