



PUBLIC OPINION IN TAJKISTAN 2010

FINDINGS FROM AN IFES SURVEY



Project Funded by:



USAID
FROM THE AMERICAN PEOPLE

osce



British Embassy
Dushanbe

Methodological Details

2

- Fieldwork conducted between December 18, 2009 and January 6, 2010
- Fieldwork and data processing conducted by the research center Sharq
- Sample size: 1,500 of the adult population 18+
- Sample is representative at the national level
- Data weighted by region to reflect a small oversample in MBAO region
- Margin of error for national sample: $\pm 2.53\%$ at a 95% confidence level

Demographic Breakdown of Sample

3

- Men (49%), Women (51%)
- Ethnic breakdown of sample: Tajik (79%), Uzbek (15%), Russian (1%), Other (5%)
- Age breakdown: 18-24 (25%), 25-34 (21%), 35-44 (24%), 45-54 (18%), 55-64 (8%), 65+ (4%)
- Education breakdown: Primary or less (3%), Some or Complete Secondary (56%), Technical/Specialized Secondary (17%), At least some university (24%)
- Employment situation: Working full-time (22%), Working part-time (8%), Self-employed (10%), Not Employed (15%), Homemaker (26%), Student (7%), Pensioner/Invalid (8%)

Geographic Coverage



4

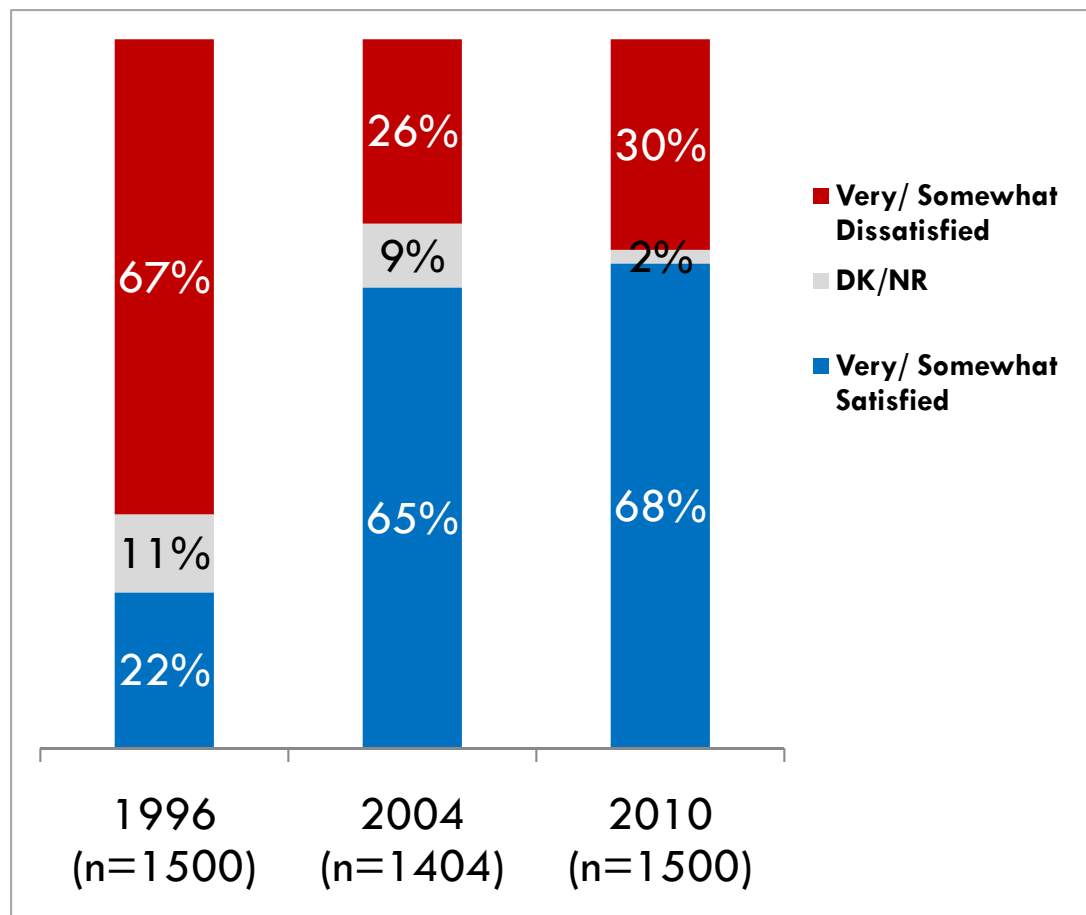
	Total population	Realized sample		Sample distribution after weighting
MBAO	192,100	100	7%	3%
RRS	1,436,400	320	21%	21%
Soghd	1,993,400	450	30%	30%
Khatlon	2,468,600	480	32%	37%
Dushanbe city	660,900	150	10%	10%
TOTAL	6,751,400	1,500	100%	100%

5

Evaluation of Socio-Political & Economic Situation

Satisfaction with Overall Situation in Country, Trend

6



“And what about the situation of Tajikistan generally: are you very satisfied, somewhat satisfied, somewhat dissatisfied, or very dissatisfied with the situation in Tajikistan today?”
(n=1,500)

Reasons for Dissatisfaction

(n=470)

(% reflects percent of cases)

Unemployment	51%
Poor energy/no natural gas/poor water supply	29%
Low living standards for people	27%
Salaries/Pensions Low	15%
Migration in search of work	10%

Reasons for Satisfaction

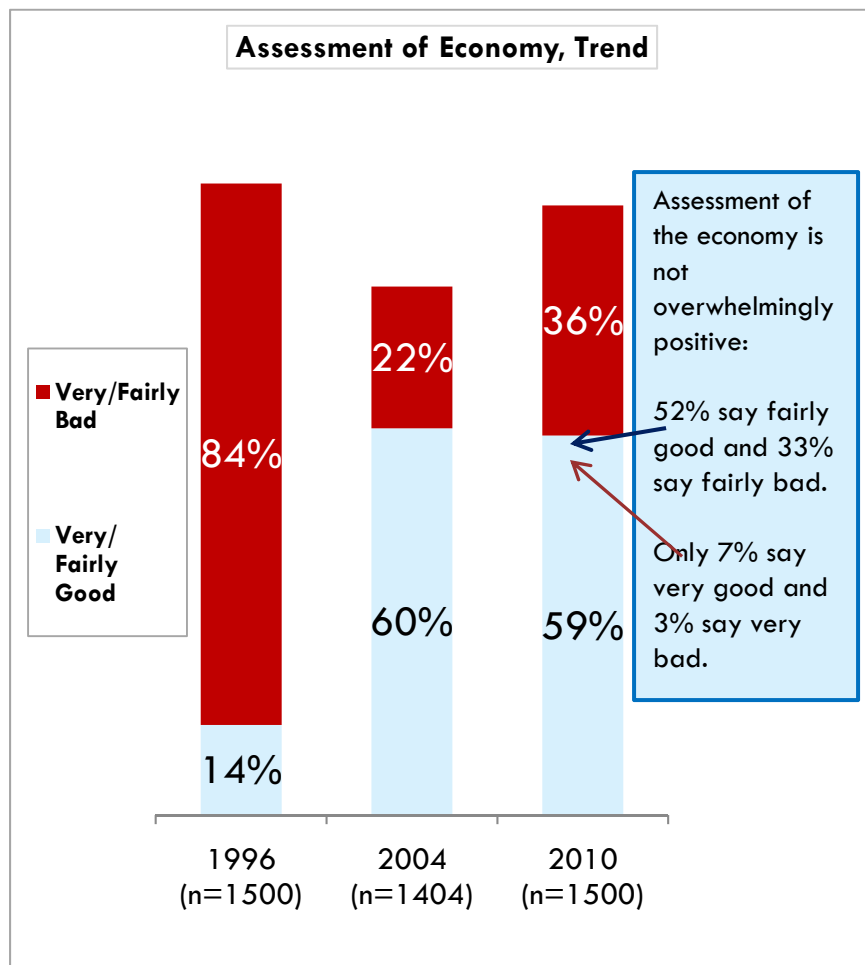
(n=1,001)

(% reflects percent of cases)

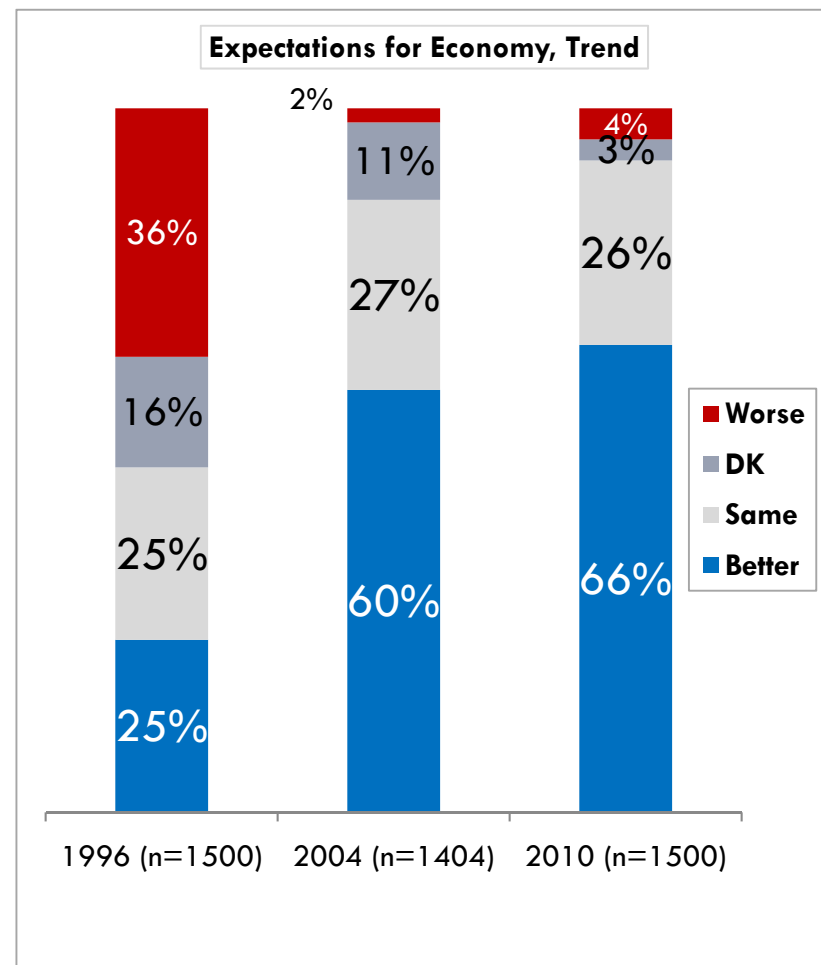
Peace and no war	55%
Situation is not very good, but can live	34%
Electricity supply has improved	2%
Tajikistan is free, democratic, independent	2%

Assessment of Economic Situation in Country

7



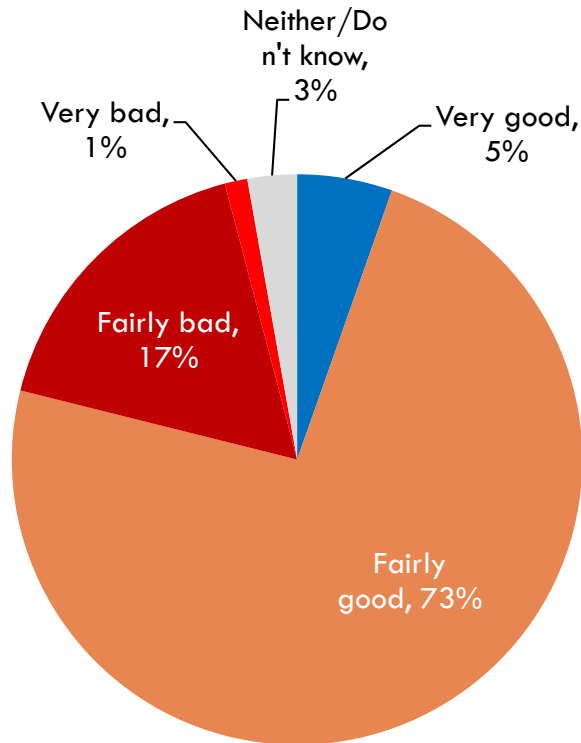
“How would you describe the current economic situation in our country -- is it very good, fairly good, fairly bad, or very bad?” (n=1,500)



“In the next twelve months, in your opinion, will the economic situation of Tajikistan be better than it is now, will be the same as it is now, or will be worse than now?” (n=1,500)

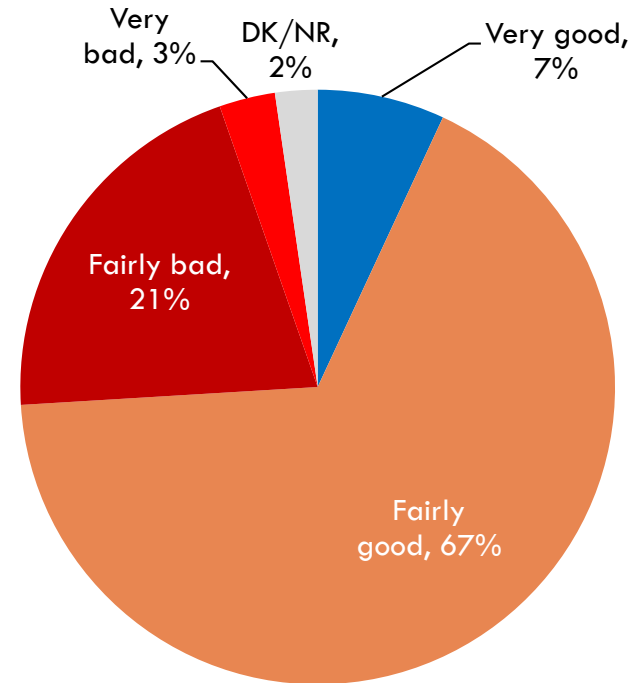
Assessment of Overall Quality of Life & Household Income

Assessment of Overall Quality of Life



"How would you describe the overall quality of your life today -- is it very good, fairly good, fairly bad, or very bad?" (n=1,500)

Assessment of Household Economic Situation

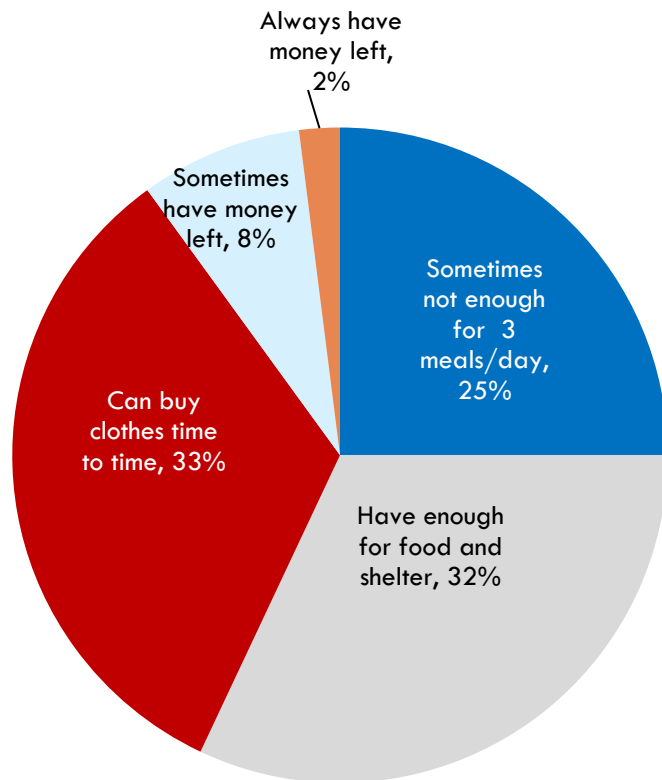


"And how would you describe the current economic situation of your household -- is it very good, fairly good, fairly bad, or very bad?" (n=1,500)

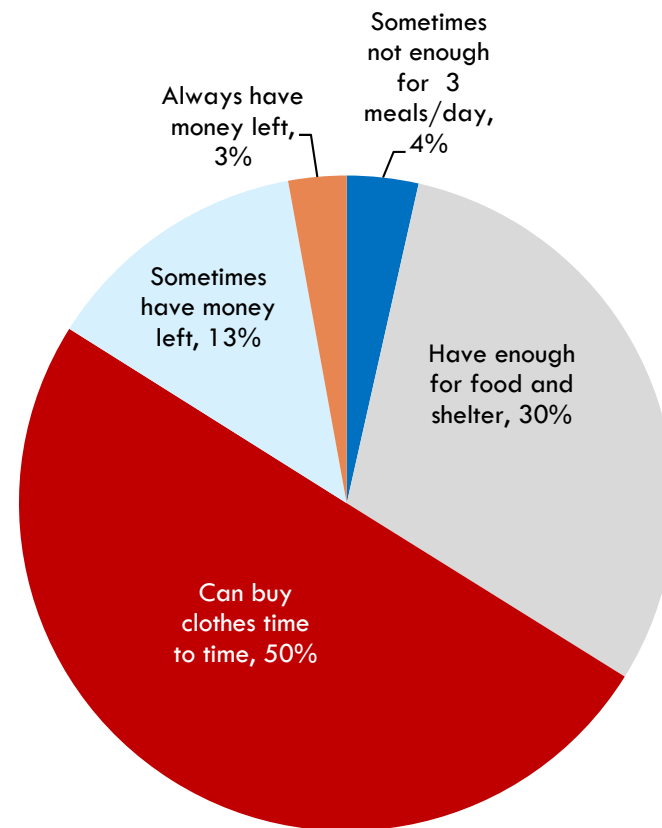
Assessment of Household Economic Situation 2004 vs 2010

9

2004 Description of Household Financial Situation (n=1,404)

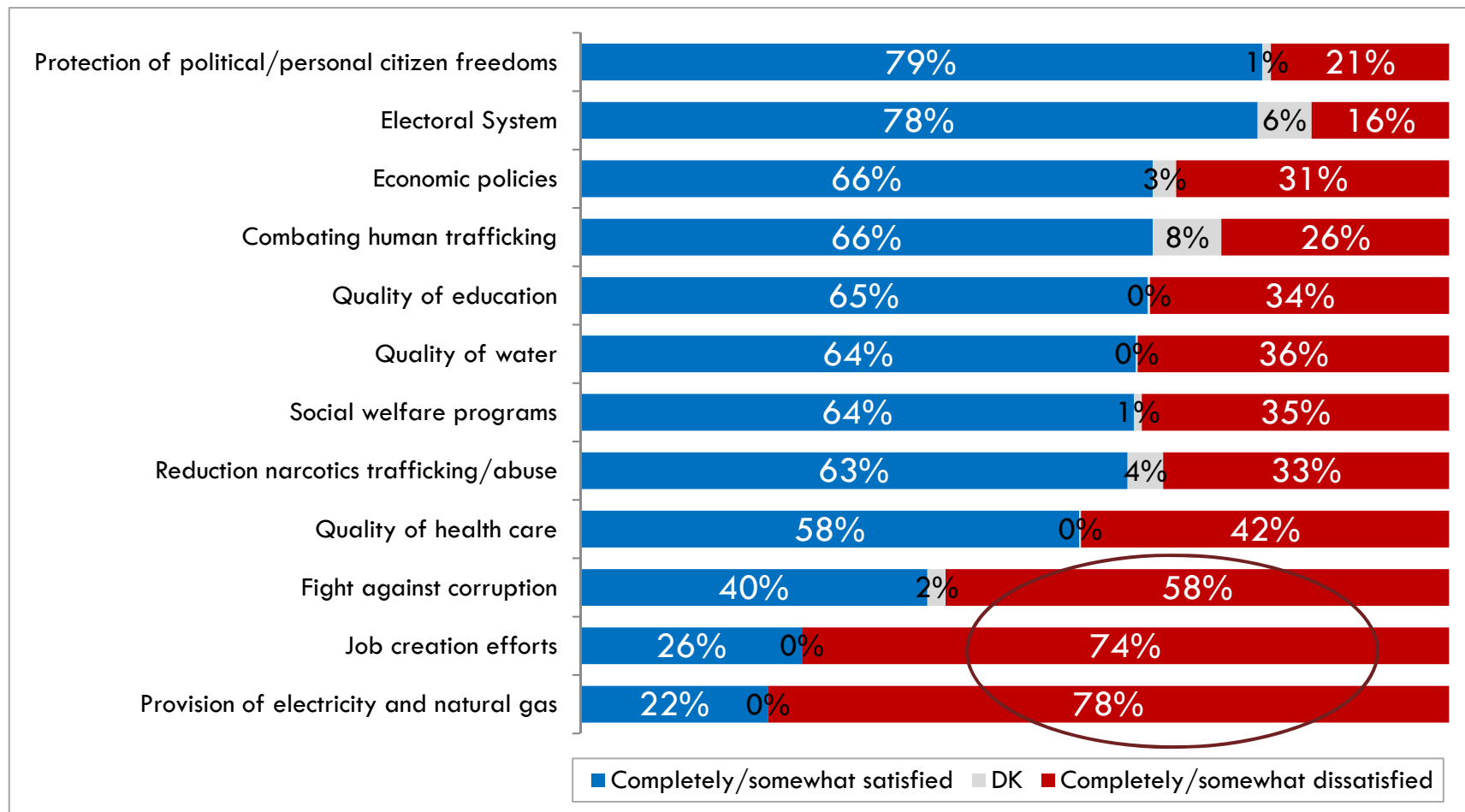


2010 Description of Household Financial Situation (n=1,500)



"Listed on this card are several ways to describe a household's financial situation. Please tell me which of these statements best describes the situation in your household. " (n=1,500)

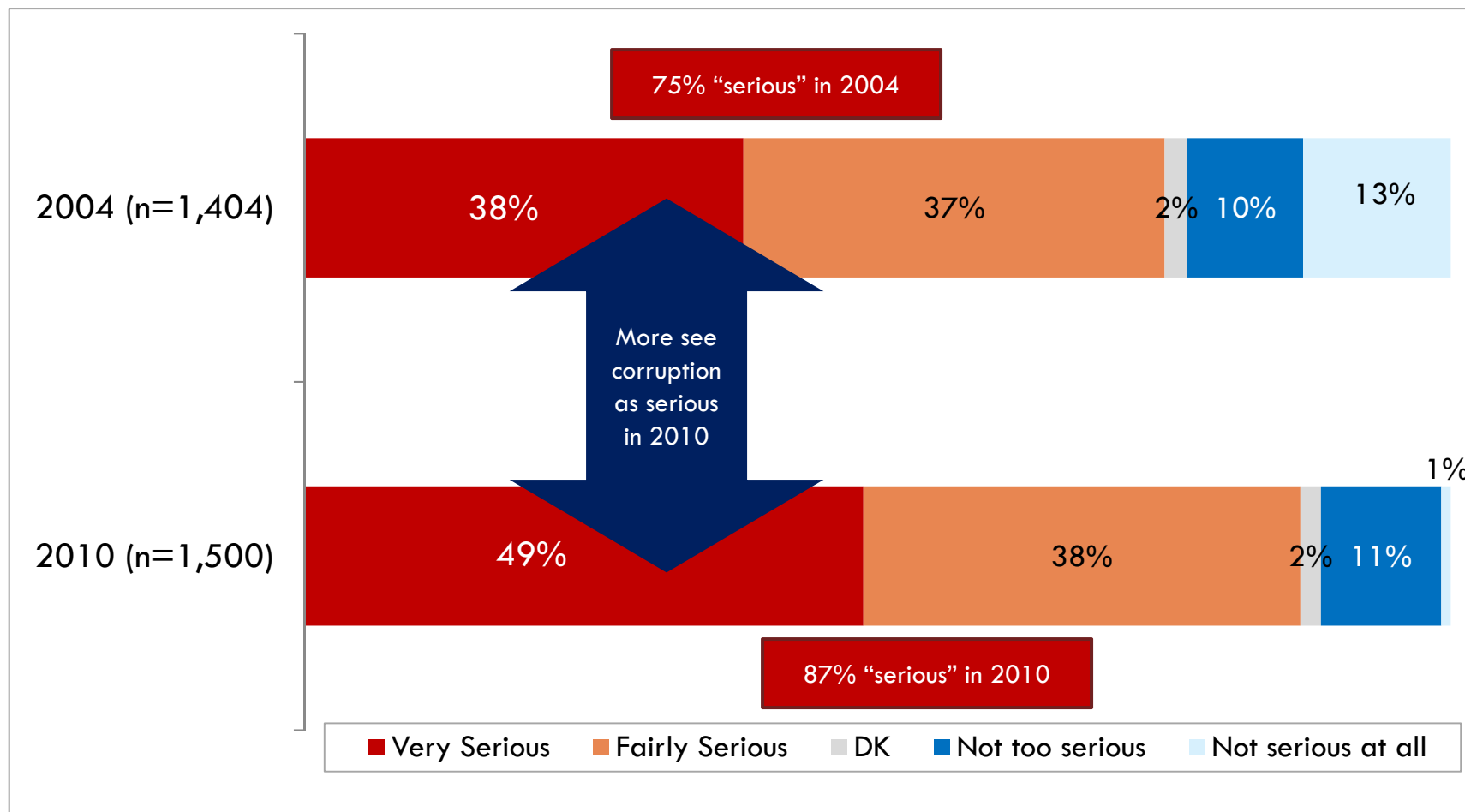
Satisfaction with Various Issues



“Please tell me whether you are completely satisfied, somewhat satisfied, somewhat dissatisfied, or completely dissatisfied with each of the following issues.” (n=1,500)

Corruption Seen as Serious

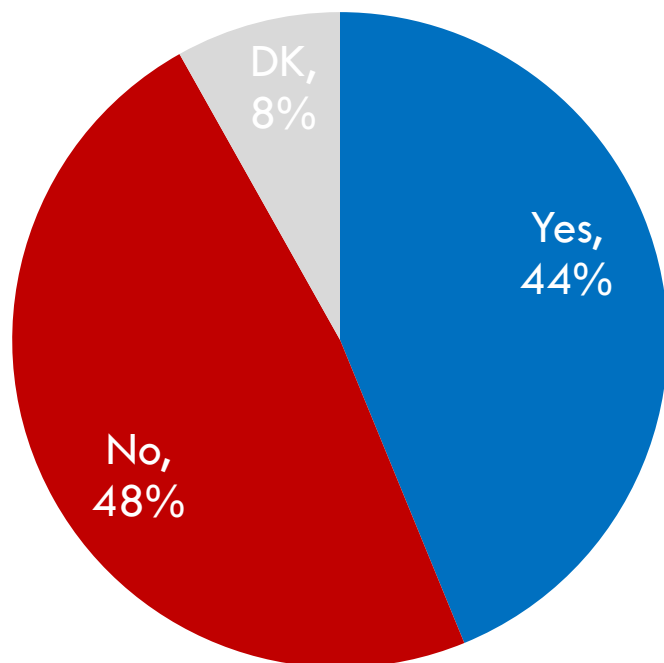
11



Mixed Perceptions of Gender Issues

12

"Is there a problem of gender inequality in Tajik society today?"

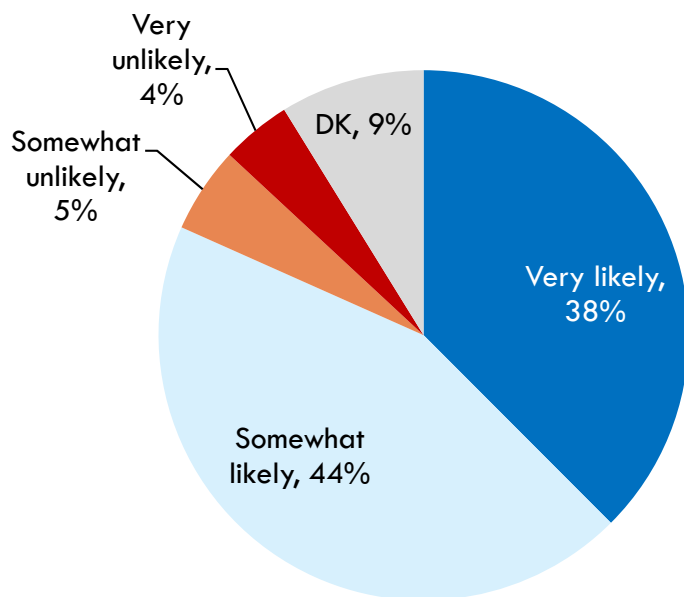


<i>"In which areas of life is inequality evident?"</i> (n=684)	Men	Women	Total % of cases
Access to jobs	52%	58%	55%
Household responsibilities	47%	54%	51%
Domestic Violence	45%	51%	48%
Educational opportunities	36%	33%	34%
Involvement in politics	23%	24%	23%
Inequality in payment	15%	11%	13%
Access to healthcare	13%	12%	12%

Men and women mostly see the same inequalities, but with women more likely to see inequalities in access to jobs, household responsibilities, and domestic violence

Women as Political Candidates

"How likely is it that you would vote for a woman candidate, if she was as equally qualified as the male candidate?"



"For what reasons is it unlikely you'd vote for a woman?" (n=143)

% of cases

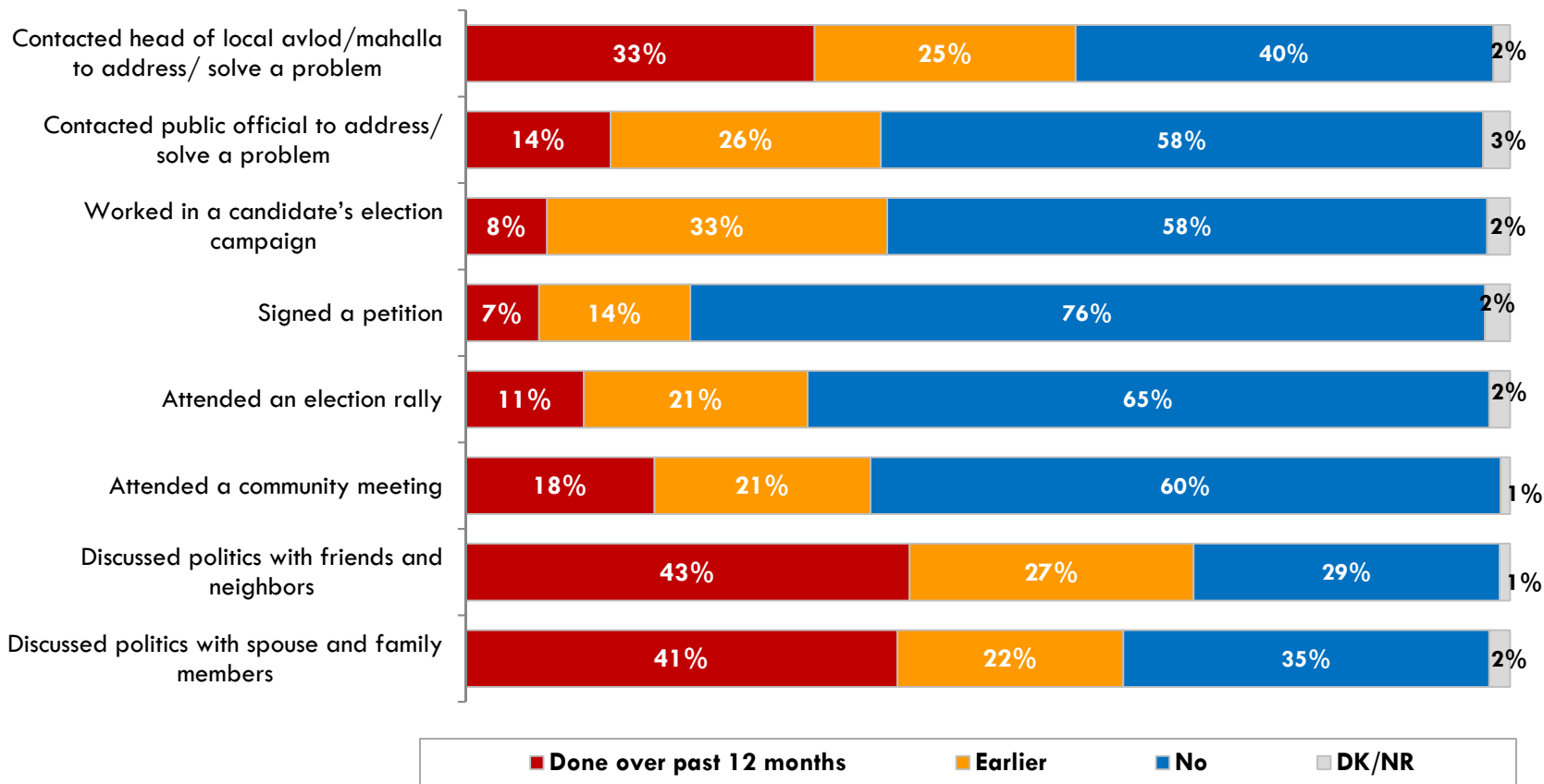
Women should stay home, not suitable leaders	51%
Men better leaders/our women can't compete with men	28%
Women do not have to work/According to Sharia don't have to work	2%
Other	9%
Don't know	9%

14

Democracy & Institutions

Civic Participation

“Have you done any of the following to express your views?” (n=1,500)



Meanings Ascribed to Democracy

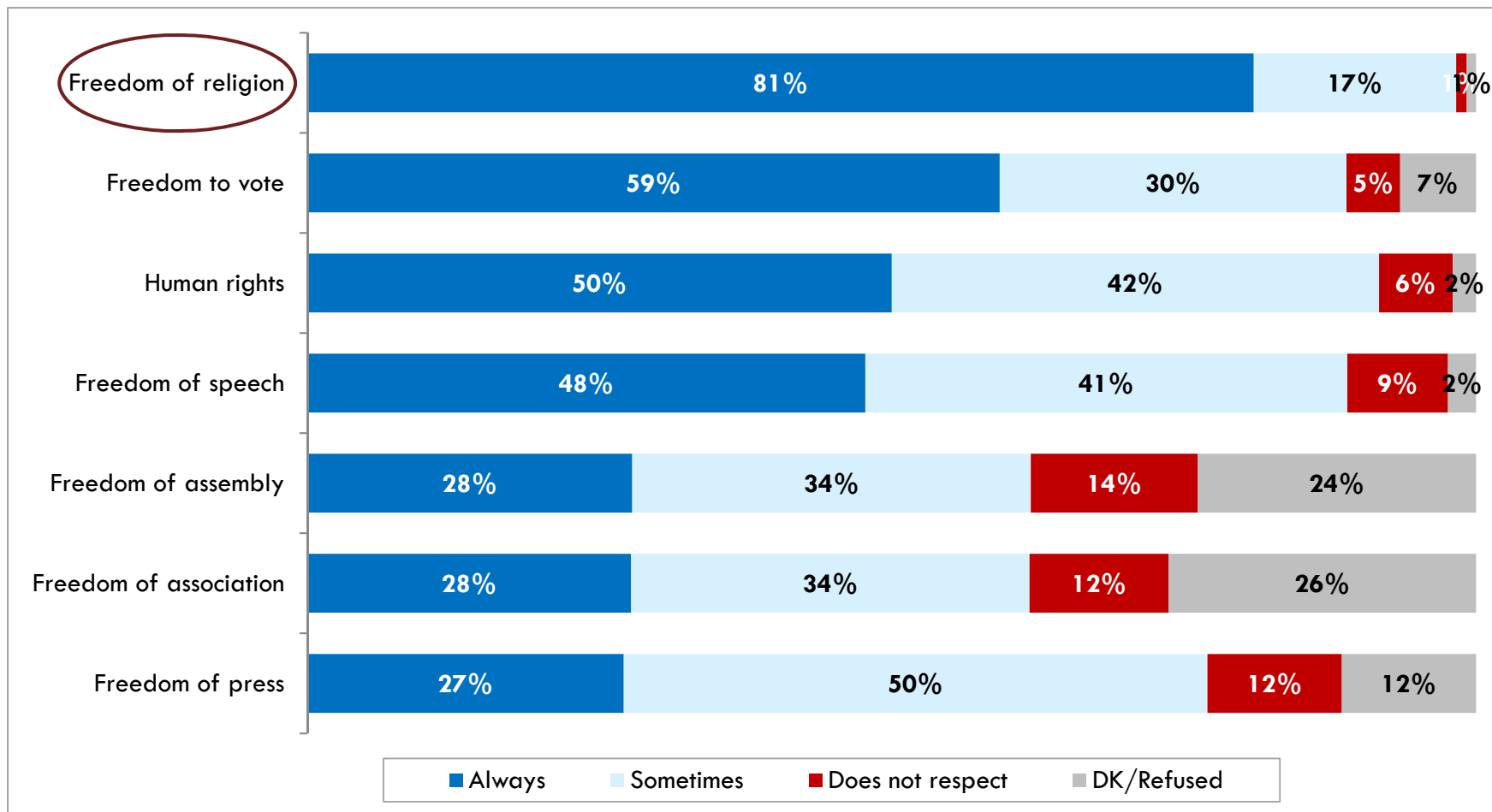
16

Most respondents cite freedoms/rights as defining democracy. This is similar to 2004.

Meaning of Democracy	% of cases
Human rights	61%
Freedom of religion	55%
Freedom of speech	53%
Freedom to vote	38%
Everyone has work	37%
State support of pensioners	32%
No official corruption	29%
State support of those unable to work	28%
Freedom of association	26%
Fair and consistent enforcement of laws	24%
Equal access to education	17%
Freedom of press	14%
System of checks and balances between govt. branches	13%

"Listed on this card are several statements. Please pick any statement or statements that you think accurately define what it means for a country to be a democracy. You can choose up to five responses." (n=1,500)

Perceived Government Respect of Rights and Freedoms

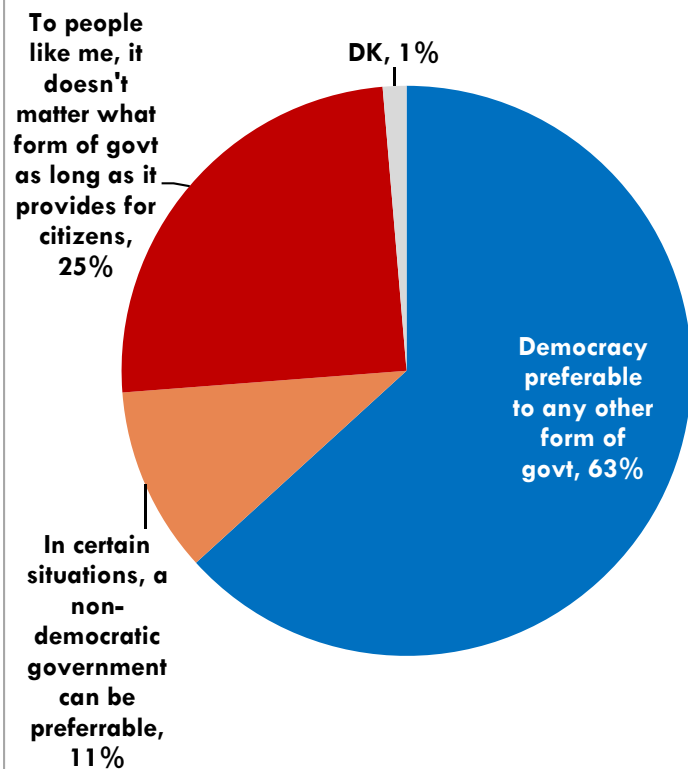


"In your opinion, does the central government respect the following rights and freedoms?"

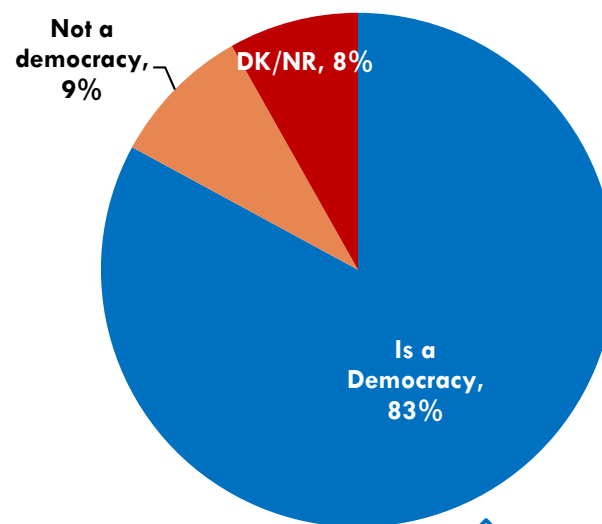
Opinions on Democracy

18

"Which of these statements is closest to your opinion?" (n=1,500)



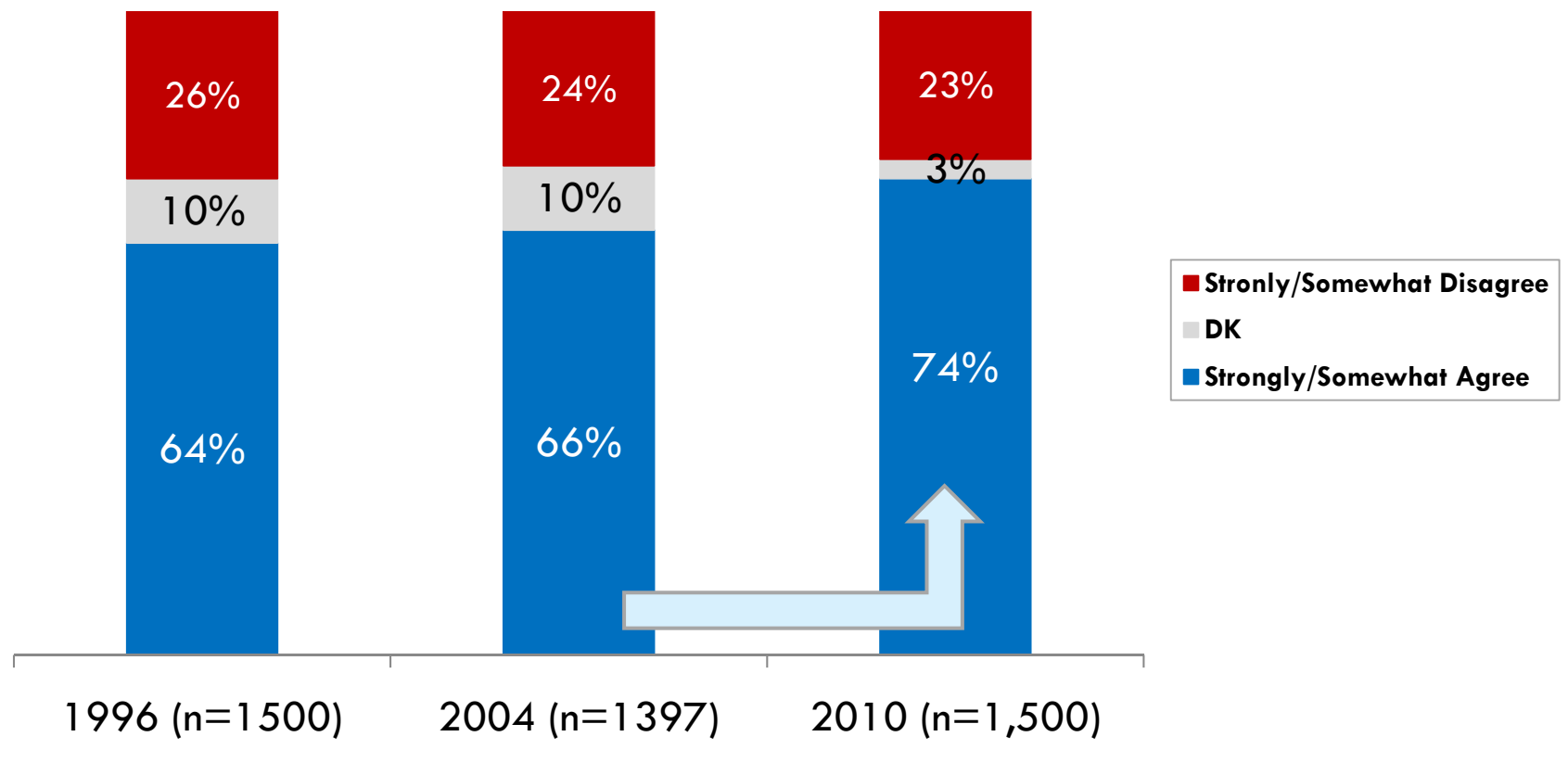
"Would you say that Tajikistan is primarily a democracy or is it primarily not a democracy?" (n=1,500)



Those saying Tajikistan is a democracy has steadily increased from 1996 (39%) and 2004 (74%).

Majority See Voting as Influence

“Agree/Disagree: “Voting gives people like me a chance to influence decisions made in our country.”



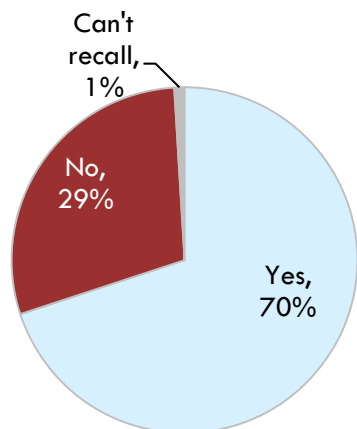
20

Elections & Voting

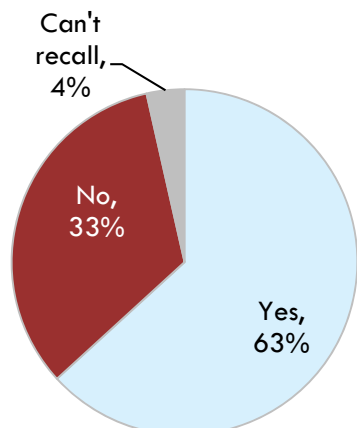
Voting in Previous Elections

21

Did you vote in the 2006 Presidential Election?
% of total



Did you vote in the 2005 Parliamentary Election?
% of total



What prevented you from voting?

% out of respondents who did not vote in either election

% of mentions

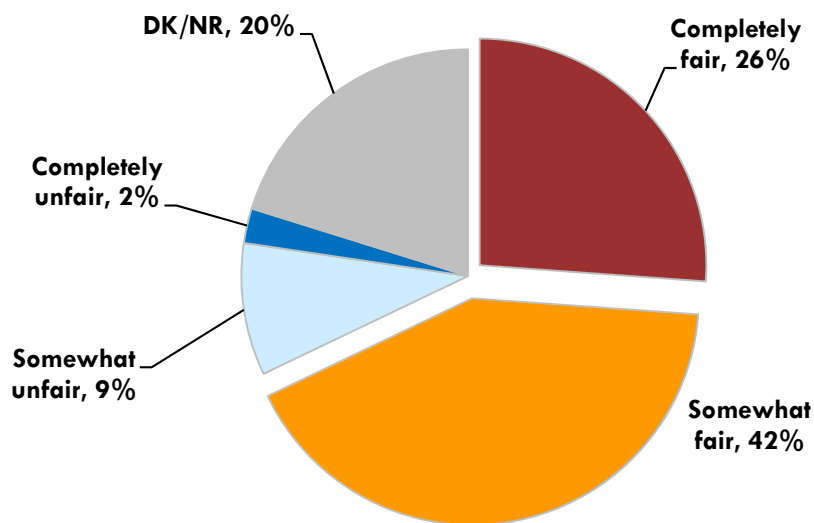
Was not eligible to vote	37%
Someone voted on my behalf	13%
Was not registered to vote/ was not on the voter's list	11%
Was out of town/ country when elections happened	7%
I did not know about the election	6%
I do not believe my vote is worth anything/ my vote would not make a difference	5%
Was sick	5%
Not interested in elections/ politics	4%
I did not have time/ was busy	3%
There was no real choice between candidates/ parties	3%
Don't know/ Refused	1%

[If did not vote in either election] "What prevented you from voting?" (Multiple response)
(n=528)

Opinions on Voting and Elections

22

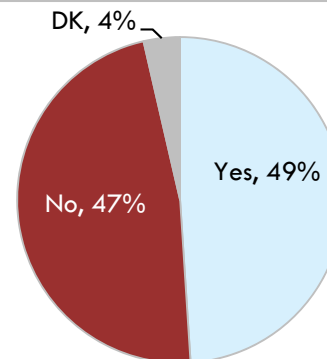
Expectation on fairness of upcoming elections
% of total



“How fair do you expect the February 2010 elections to be?” (n=1,500)

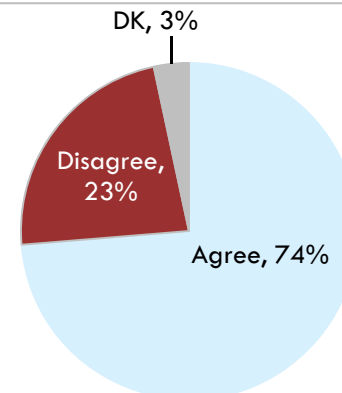
“Do you have enough information to make a wise choice in elections?”

% of total



Opinion on whether voting gives people a chance to influence decisions

% of total

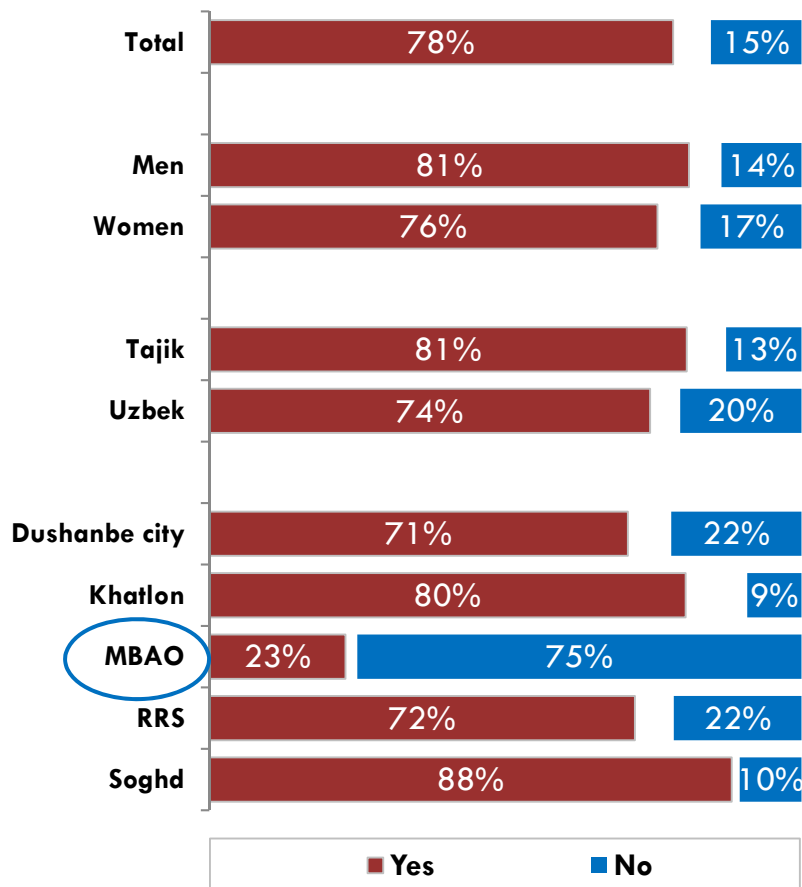


“Please tell me if you agree or disagree with this statement: Voting gives people like me a chance to influence decisions made in our country” (n=1,500)

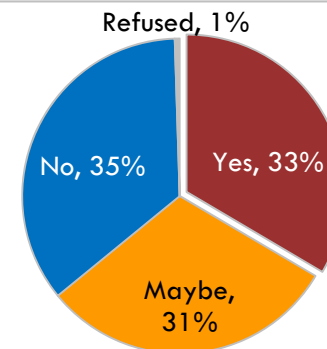
Voter Registration

23

Are you registered to vote?
% of total

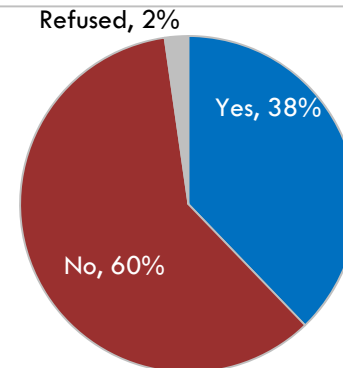


Would you know where to go to register yourself or a family member?
% of total



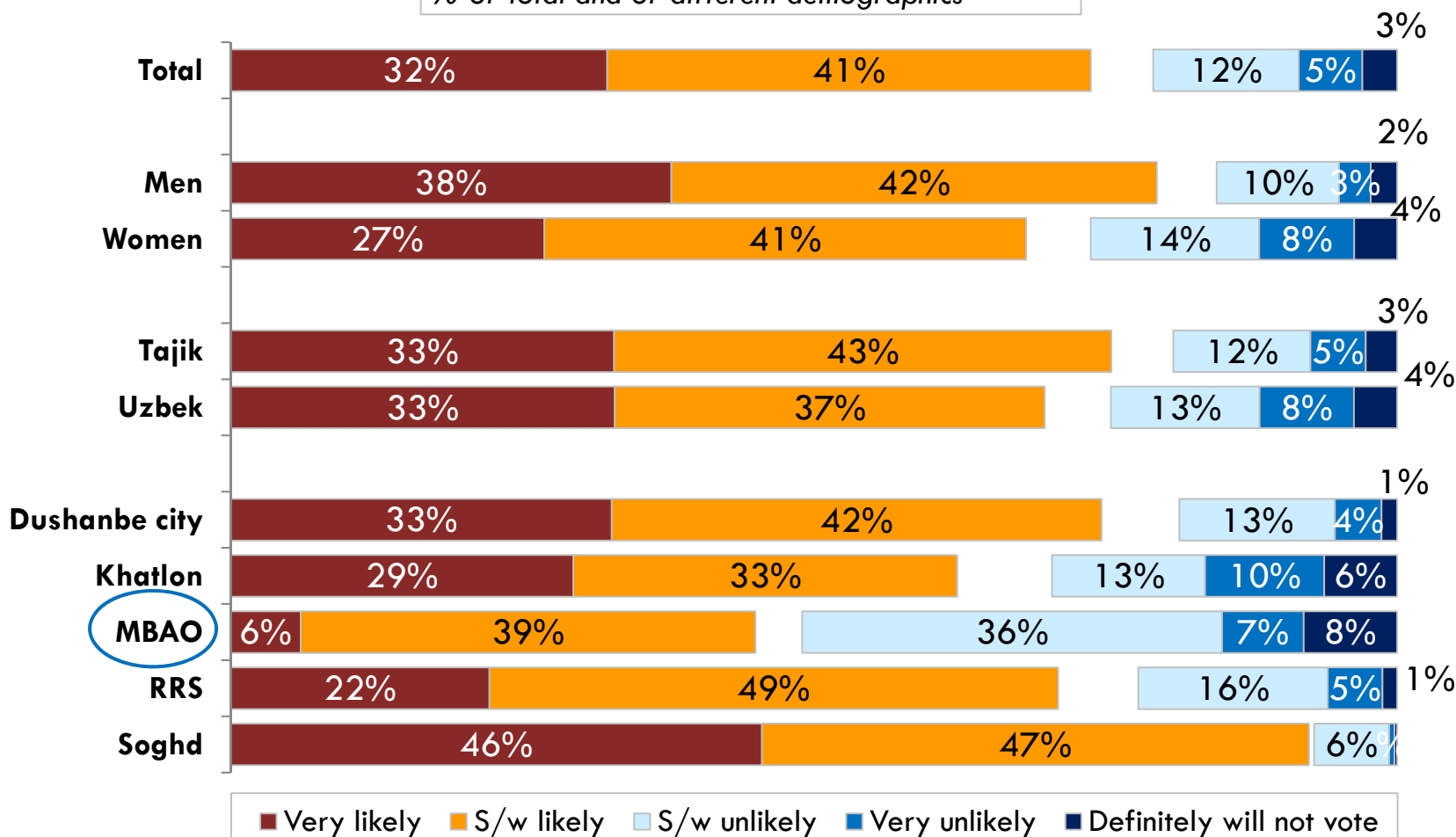
“If you were to register yourself or a family member or change your information or a family member’s information on the voter list, would you know where to go?” (n=1,500)

“Have you personally tried registering yourself or a family member in the voter list in the past?”
% of total



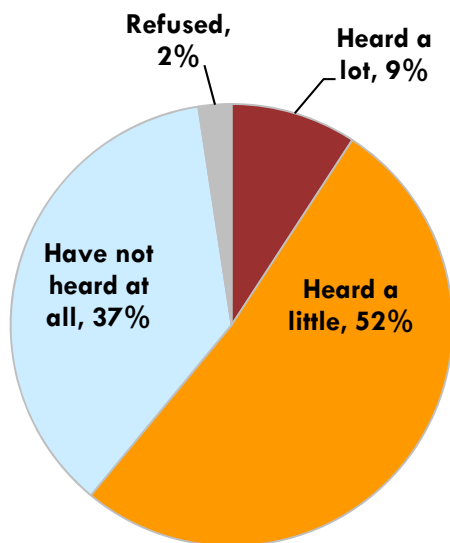
Likelihood of Voting in Upcoming Elections

Likelihood of voting in February 2010 elections
 % of total and of different demographics



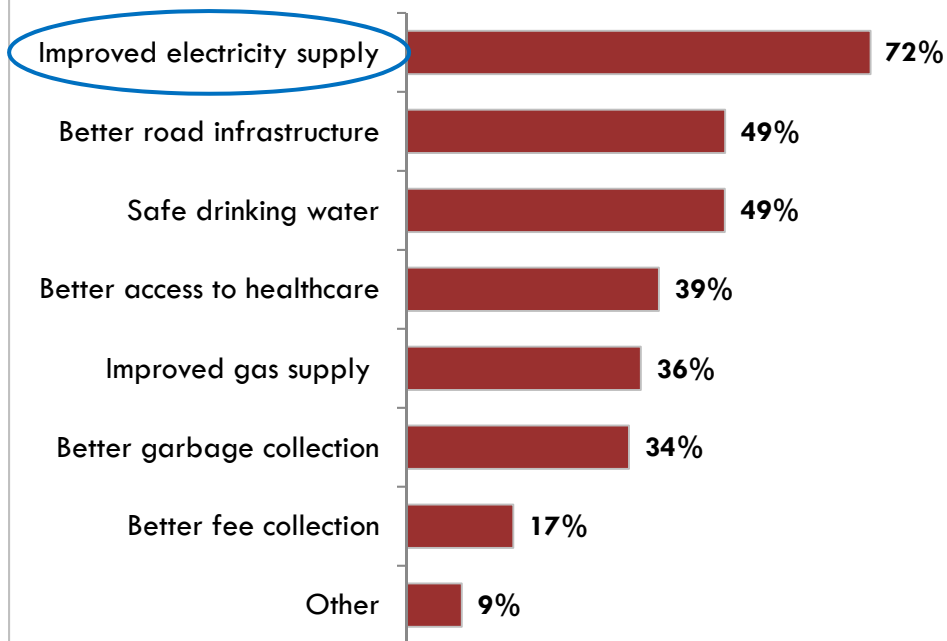
Self-Government Elections

Knowledge of the self-government elections
% of total



“As you may know, there will also be elections of self-government (*maqomati ijro’iyai khudidorakunii mahalli*) in February 2010. How much have you heard about these elections?” (n=1,500)

What do you expect from the local deputies to provide to your area?
% of those who have heard at least a little about these elections



“What do you want or expect from the deputies in your *mahallah* or *jamoat* to provide to your area?” (Multiple Response) (n=914)

Priority Issues for Elected Officials

26

Issues that elected officials should prioritize <i>% of total – Table shows what respondents cited as the #1 priority</i>	%
Creating jobs	33%
Fighting poverty	14%
Improving the economy in general	10%
Providing heat and electricity to all citizens	10%
Fighting corruption	7%
Improving quality of education	5%
Improving access to healthcare	4%
Reinforcing stability/ national security	3%
Protecting the rights of labor migrants abroad	3%
Improving the status of women in the country	2%
Other	7%

Economic & social concerns = 84%

“Here is a list of issues that elected officials could be addressing while they are in office. In your view, which of these issues elected officials should be prioritizing?” (Multiple response) (n=1,500)

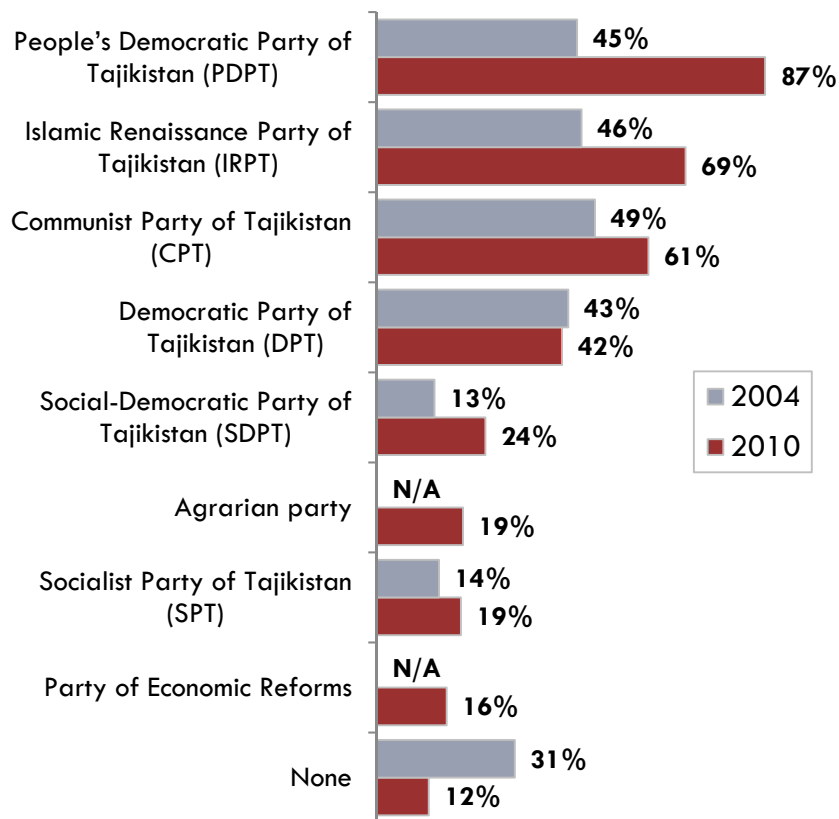
27

Opinions & Attitudes on Political Parties

Awareness & Impression of Political Parties

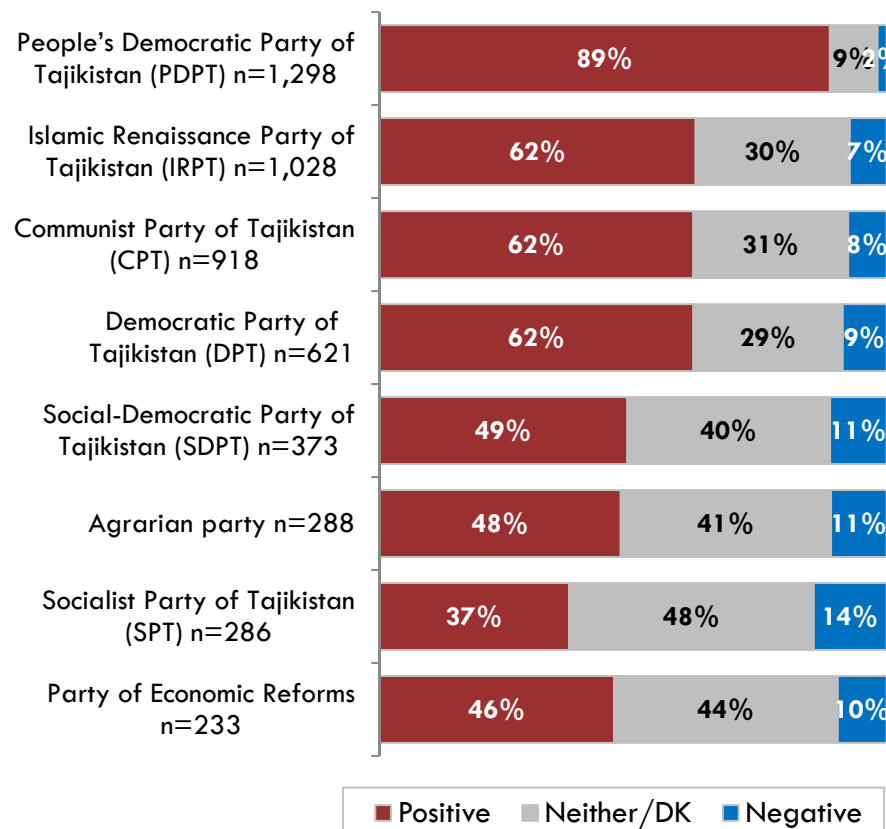
28

Awareness of political parties
% of total



“Which political parties in Tajikistan are you aware of?”
(n=1,500)

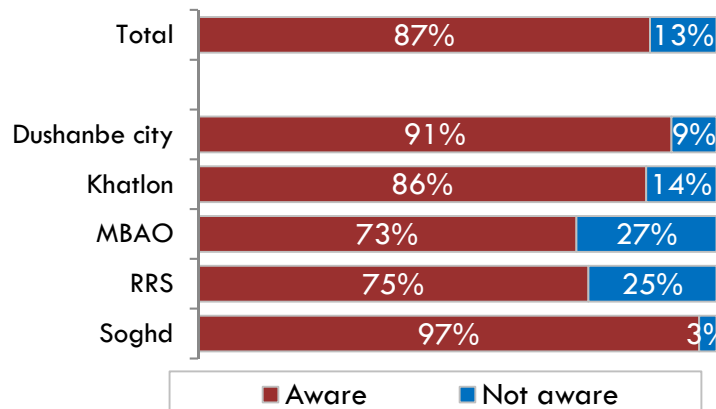
Impression of political parties
% out of those aware of each party



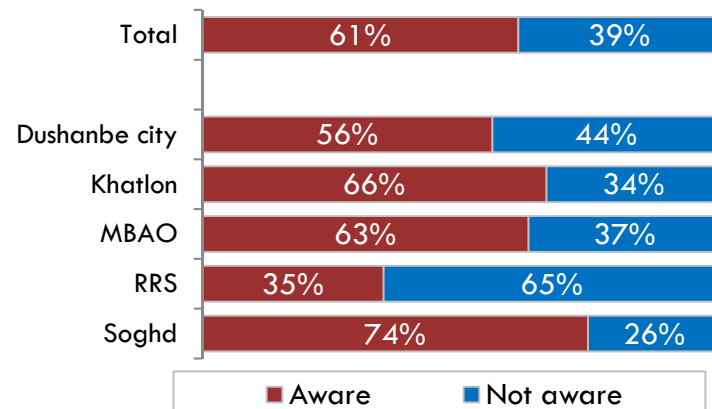
“What is your impression of the [party named]?”

Awareness of Select Political Parties by Region

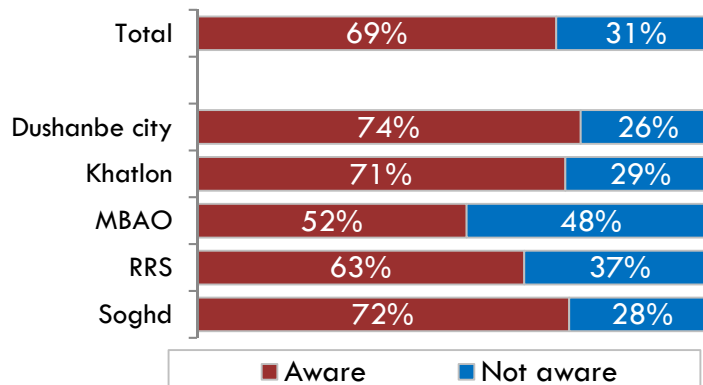
Awareness of PDPT by region
%of total and oblast



Awareness of CPT by region
%of total and oblast

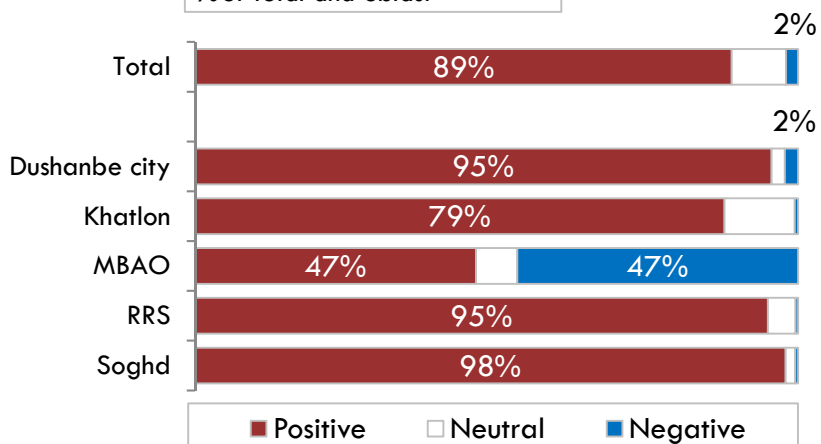


Awareness of IRPT by region
%of total and oblast

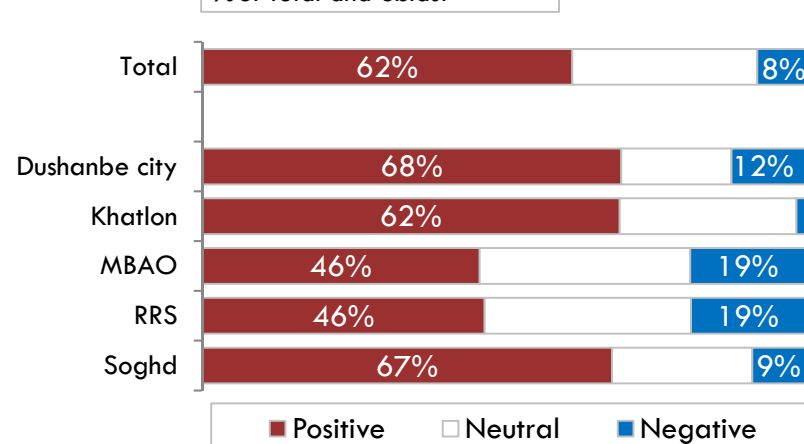


Impression of Select Political Parties by Region

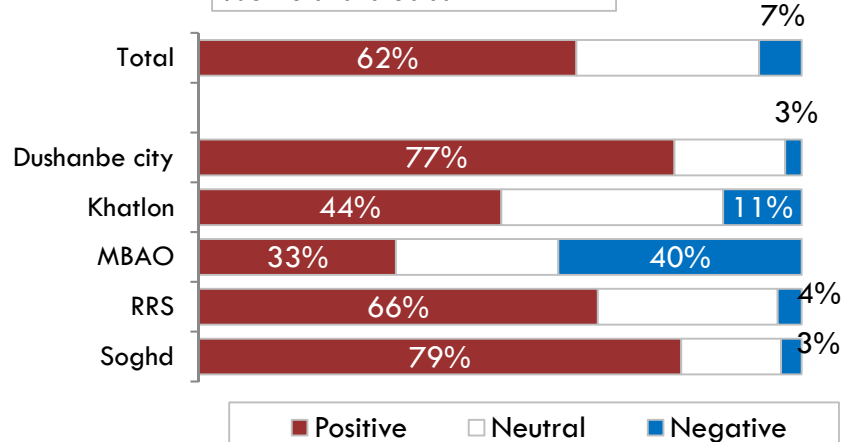
Impression PDPT by region
%of total and oblast



Impression CPT by region
%of total and oblast



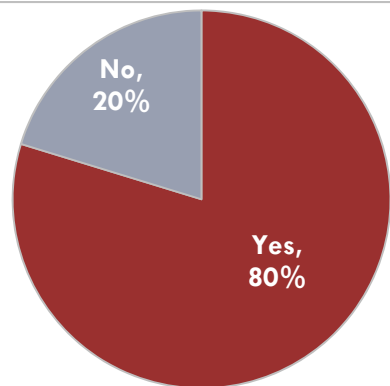
Impression of IRPT by region
%of total and oblast



Awareness of Party Platforms & Leaders

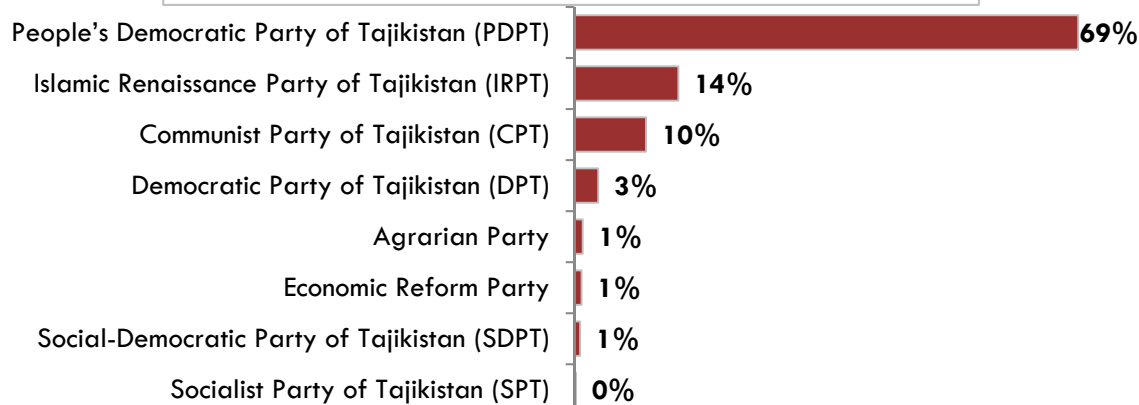
Are you aware of the **leaders of any political parties?**

% of those who are aware of at least one part n=1,318



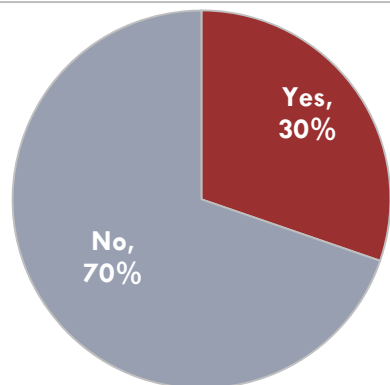
Which political parties' **leaders are you aware of?**

% of mentions of parties for which respondents are aware of their leaders n=1,052



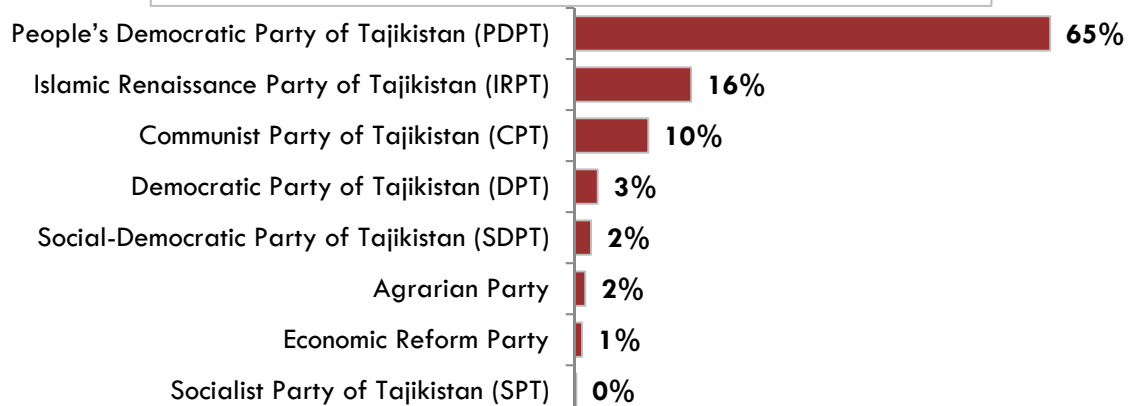
Are you aware of the **platforms of any political parties?**

% of those who are aware of at least one part n=1,318



Which political parties' **platforms are you aware of?**

% of mentions of parties for which respondents are aware of their platforms n=396



Primary Factors in Support of Political Parties



32

Primary factors people consider when thinking of supporting a political party <i>% out of respondents who are aware of at least one party</i>	% in 2010	% in 2004
Leader of party	50%	50%
Party's economic policies	41%	39%
Party's policies on social welfare	39%	40%
Party my family supports	28%	N/A
Party's policies to fight official corruption	28% ↓	39%
Party's support of migrant workers	22% ↓	36%
Party that represents the interests of this region	17% ↑	11%
Party's policies on Tajikistan's foreign affairs	17%	18%
Party's policies to address ethnic & regional tensions	11%	10%
I do not intend to support any party/vote	8%	N/A
Religious outlook of party	6%	N/A

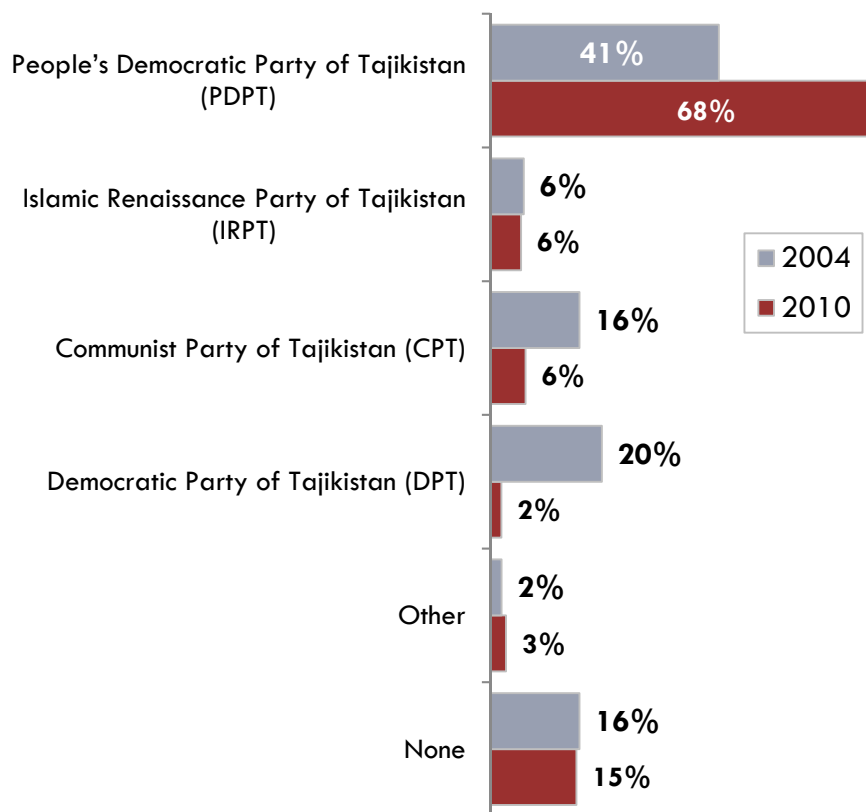
“Listed on this card are several factors one may consider when thinking about supporting a political party. What three factors do you consider most important when deciding which political party you may support?” (Multiple response)

(n=1,318)

Political Party Support

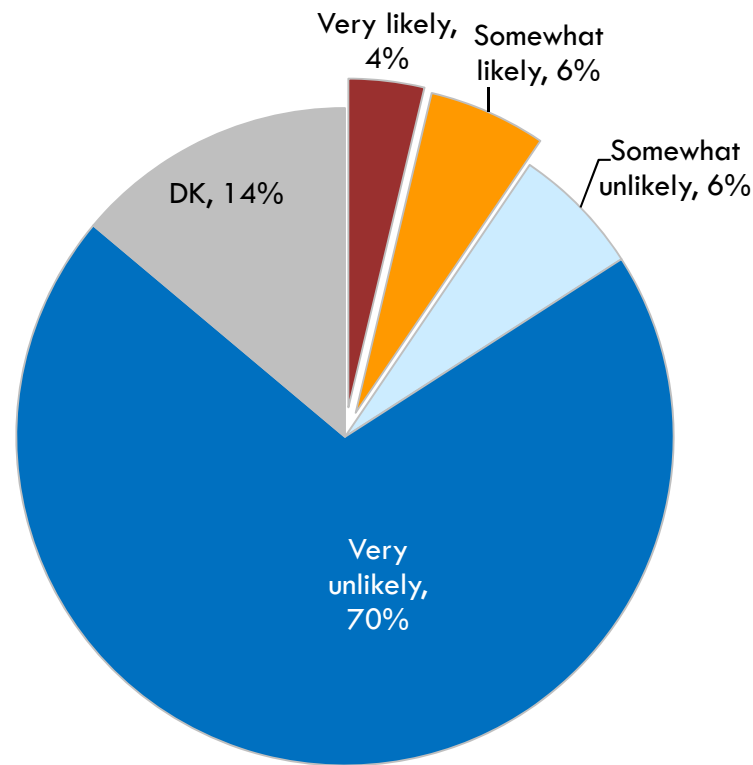
33

Political parties that represent views and interests
% out of respondents who are aware of at least one party



"Which of the political parties listed below best represents the views and interests of people like you?"
(n=1,318)

Likelihood of supporting another party for the February 2010 elections
% out of those who support a certain party

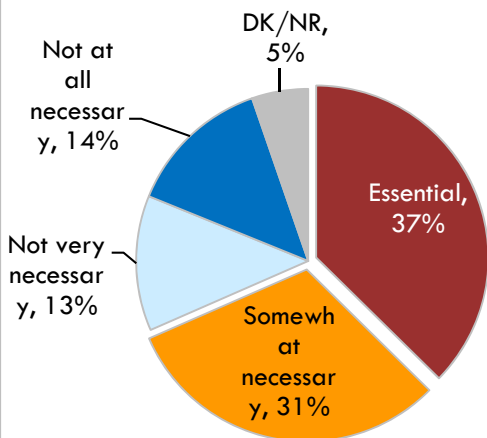


"How likely are you to consider supporting another party for the February 2010 elections?"
(n=1,120)

General Opinions of Political Parties

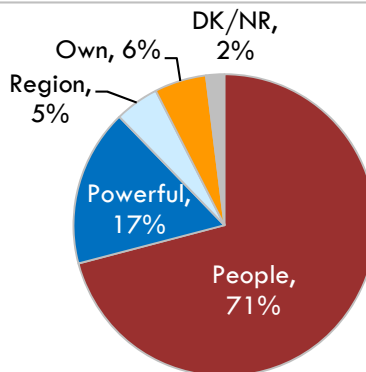
34

Importance of political parties for democracy
% of total



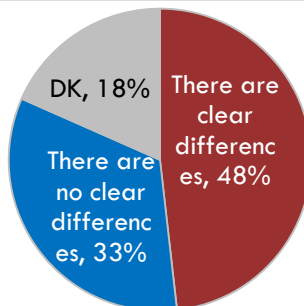
“How necessary are political parties for democracy in Tajikistan?” (n=1,500)

Interests that political parties represent
% of total



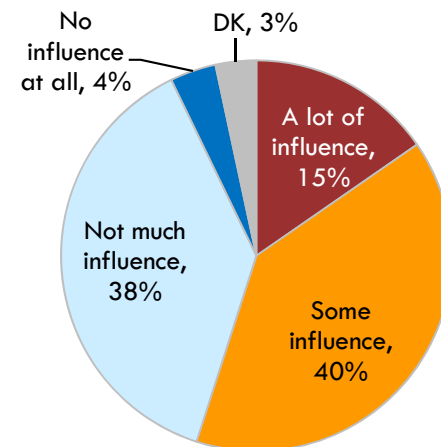
“Whose interests do you think political parties in Tajikistan represent?” (n=1,500)

Differences between political parties
% of total



“Are there clear differences between the various political parties in how they would propose to solve the important problems facing Tajikistan?” (n=1,500)

Political parties' influence in everyday life
% of total

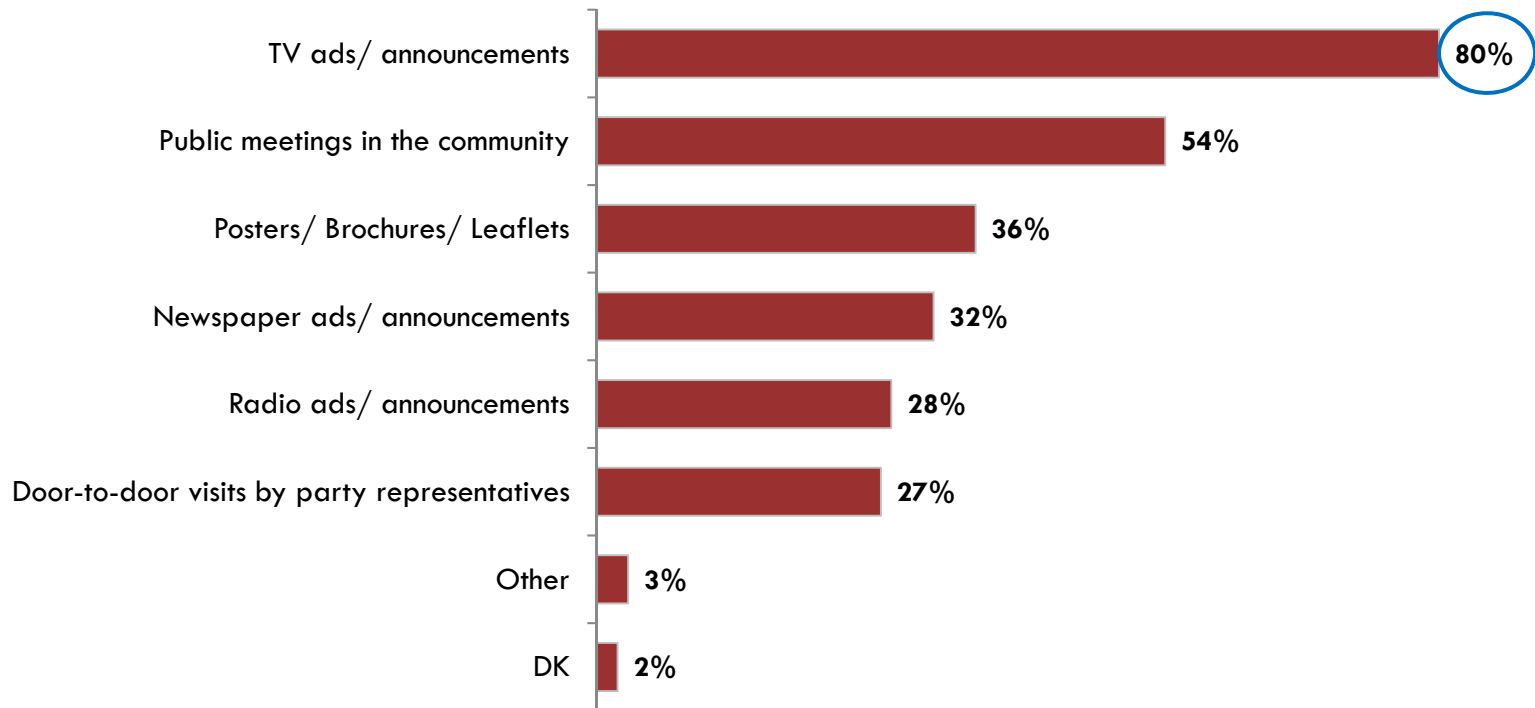


“How much influence would you say political parties in Tajikistan have in affecting your everyday life?” (n=1,500)

Political Party Communication with Voters

35

Most effective methods in which political parties can reach people in community
% of total



“Suppose a political party wanted to communicate its programs and policies to people in your community. Which of the following methods would be effective in reaching people in your community?” (Multiple response) (n=1,500)

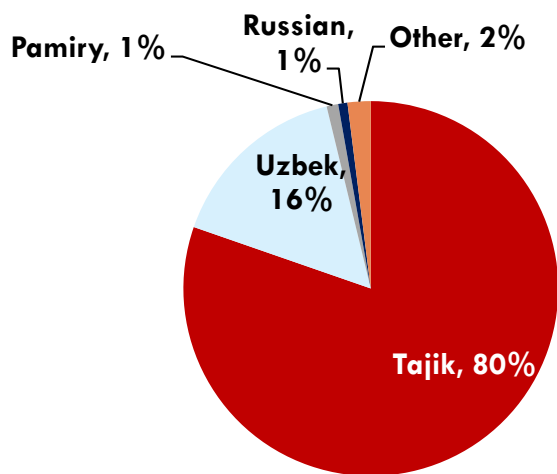
36

Opinions on Identity & Citizenship

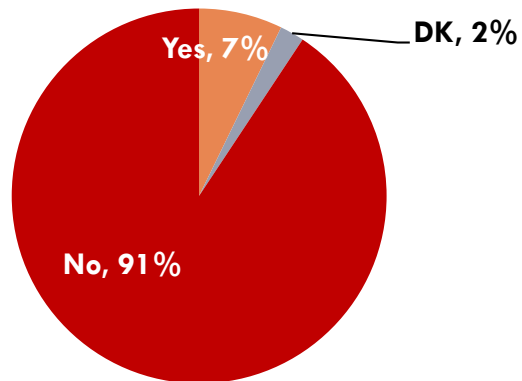
Opinions on Identity and Citizenship

37

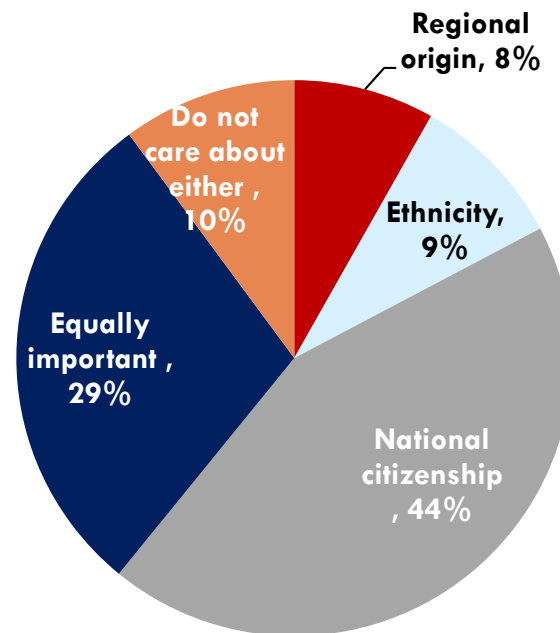
Main ethnic heritage



"Have you experienced instances of discrimination because of your regional origin or ethnicity or language since independence?"



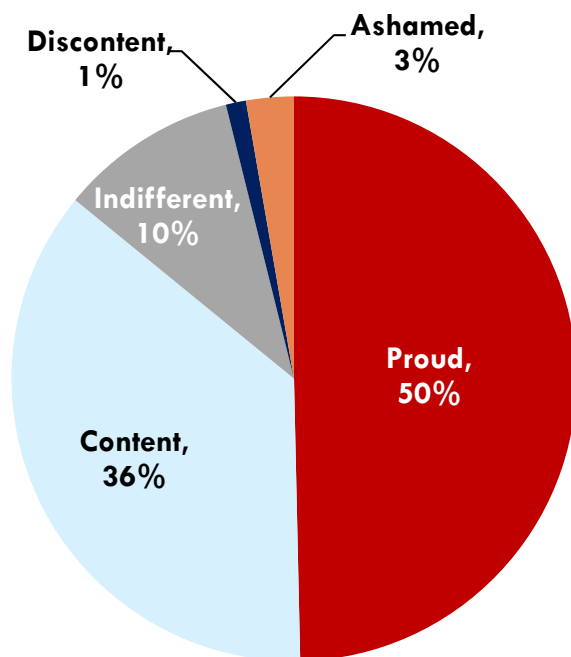
"Which is of more importance to you: your regional origin, your ethnicity or your national citizenship?"
(n=1,500)



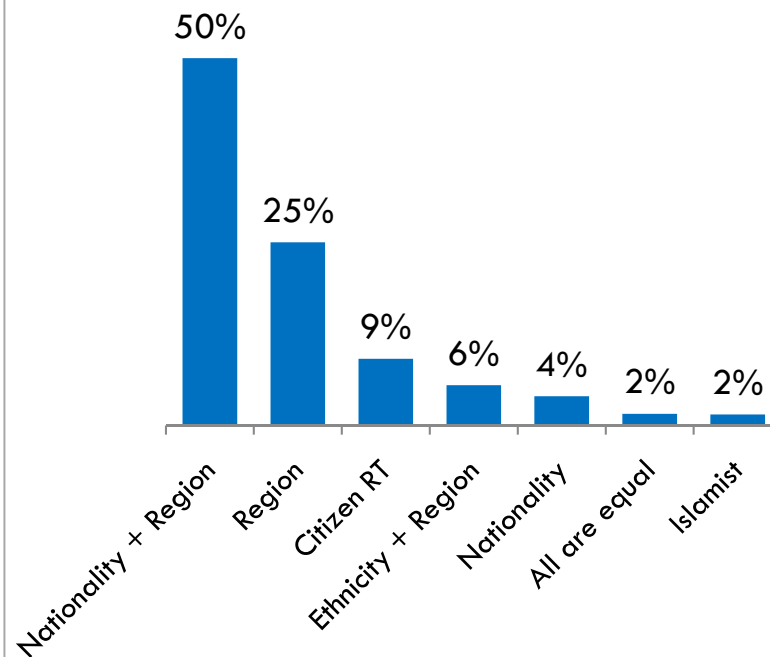
Opinions on Identity and Citizenship

38

"What are your feelings about saying that you are a citizen of Tajikistan: proud, content, indifferent, discontent, ashamed?" (n=1,500)



Self Identified Primary Association



"We have spoken to many Tajikistanis and they have all described themselves in different ways. Some people describe themselves in terms of their language, region, ethnic group, or religion, in economic terms or in other ways. Besides being Tajikistani, which specific group do you feel you belong to first and foremost?" (n=1,500)

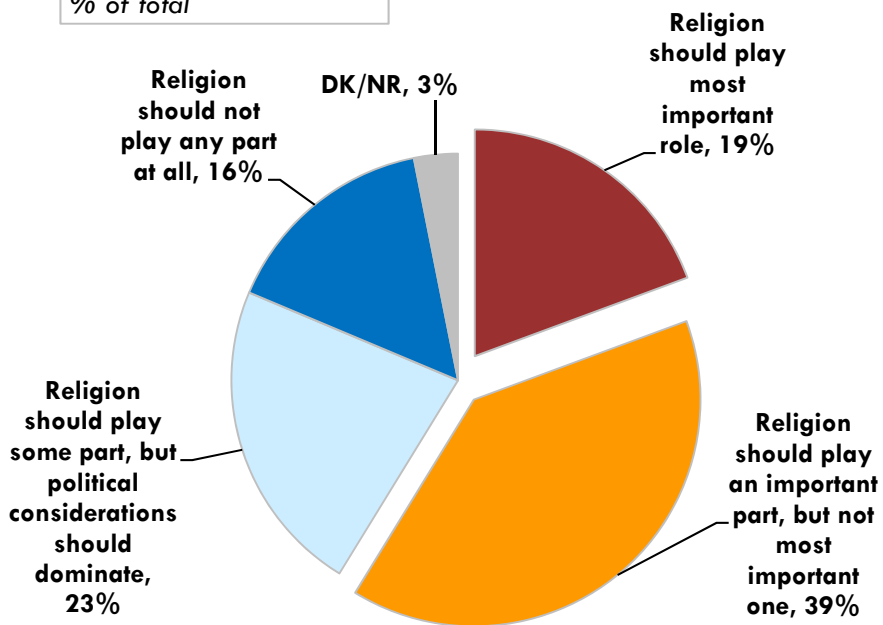
39

Opinions on Religion

Role of Religion in Politics

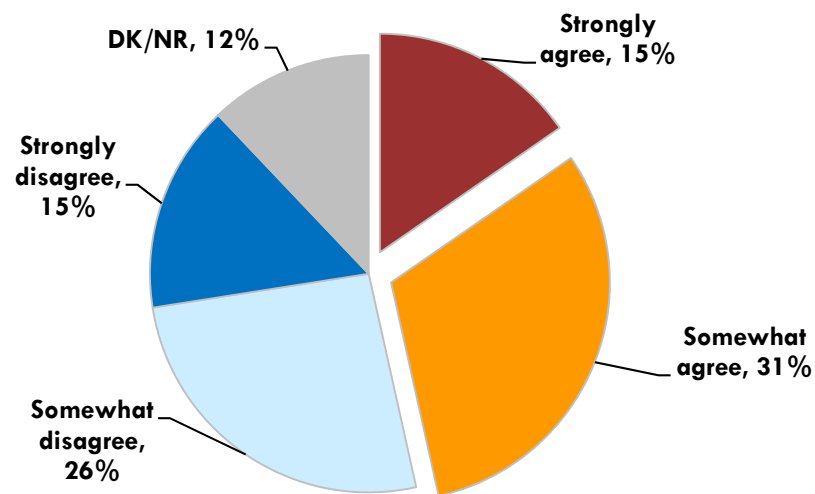
40

Role of religion in politics
% of total



“In your opinion, what role should religion play in politics?” (n=1,500)

Agree or disagree: “The state of affairs in Tajikistan would improve if religious beliefs played an important part in the actions of our leaders.”
% of total

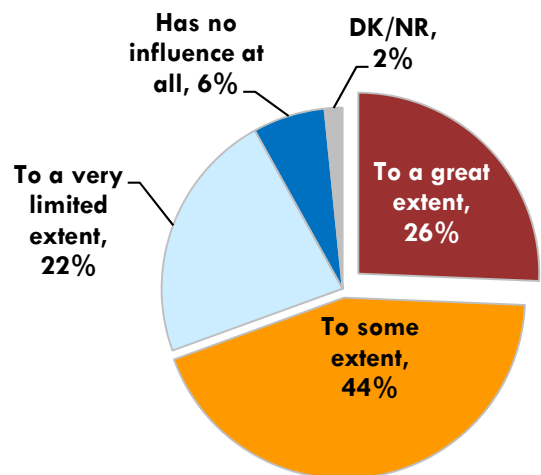


“Please tell me if you agree or disagree with the following statement: “The state of affairs in Tajikistan today would improve if religious beliefs played an important part in the actions of our leaders.”?” (n=1,500)

Role of Religion in Personal Life

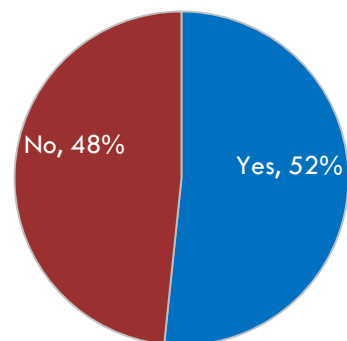
41

Extent to which religion plays a role in important decisions in life
% of total



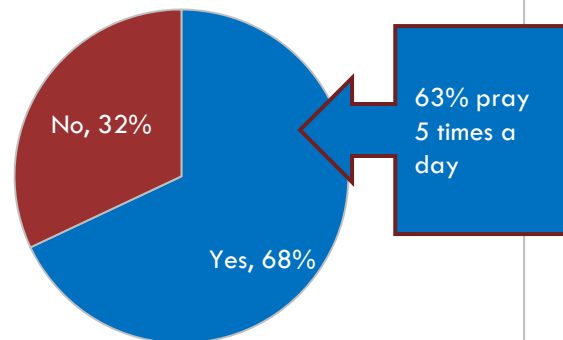
"To what extent does religion influence the important decisions you make in your life?" (n=1,500)

Do you go to the mosque every Friday?
% of Muslim men



"In a typical week, do you go to the mosque every Friday?"
(n=728)

Do you pray?
% of Muslims n=1,481

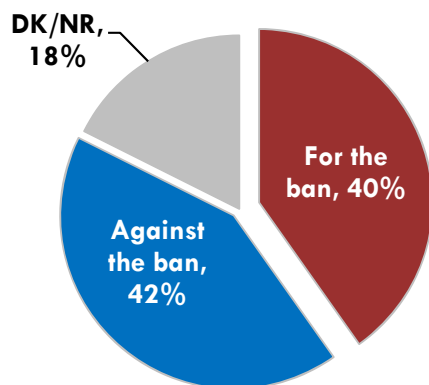


Opinions on Matters of Religion & Society

42

Opinions on the banning of headscarves & beards at universities

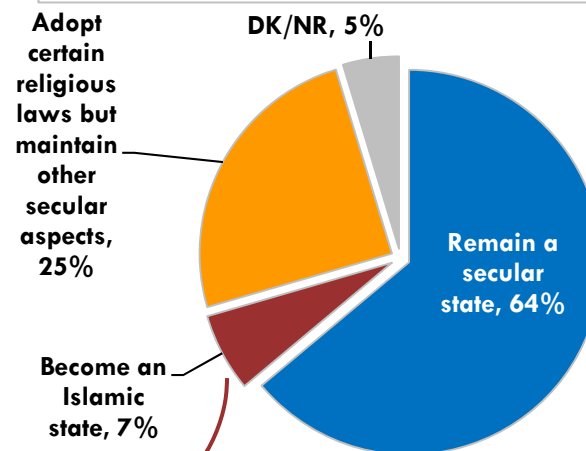
% of total



“The wearing of headscarves (hijab) and the maintaining of beards is officially banned at universities in Tajikistan. Are you personally for or against the ban of headscarves & beards at universities?” (n=1,500)

Do you believe Tajikistan should remain a secular state or become an Islamic state?

% of total



“As you probably know, Tajikistan is a secular state. Do you believe Tajikistan should remain a secular state or become an Islamic state?” (n=1,500)

Can you please describe what does an Islamic state mean to you?

% of those who want Tajikistan to become an Islamic state (n=94)

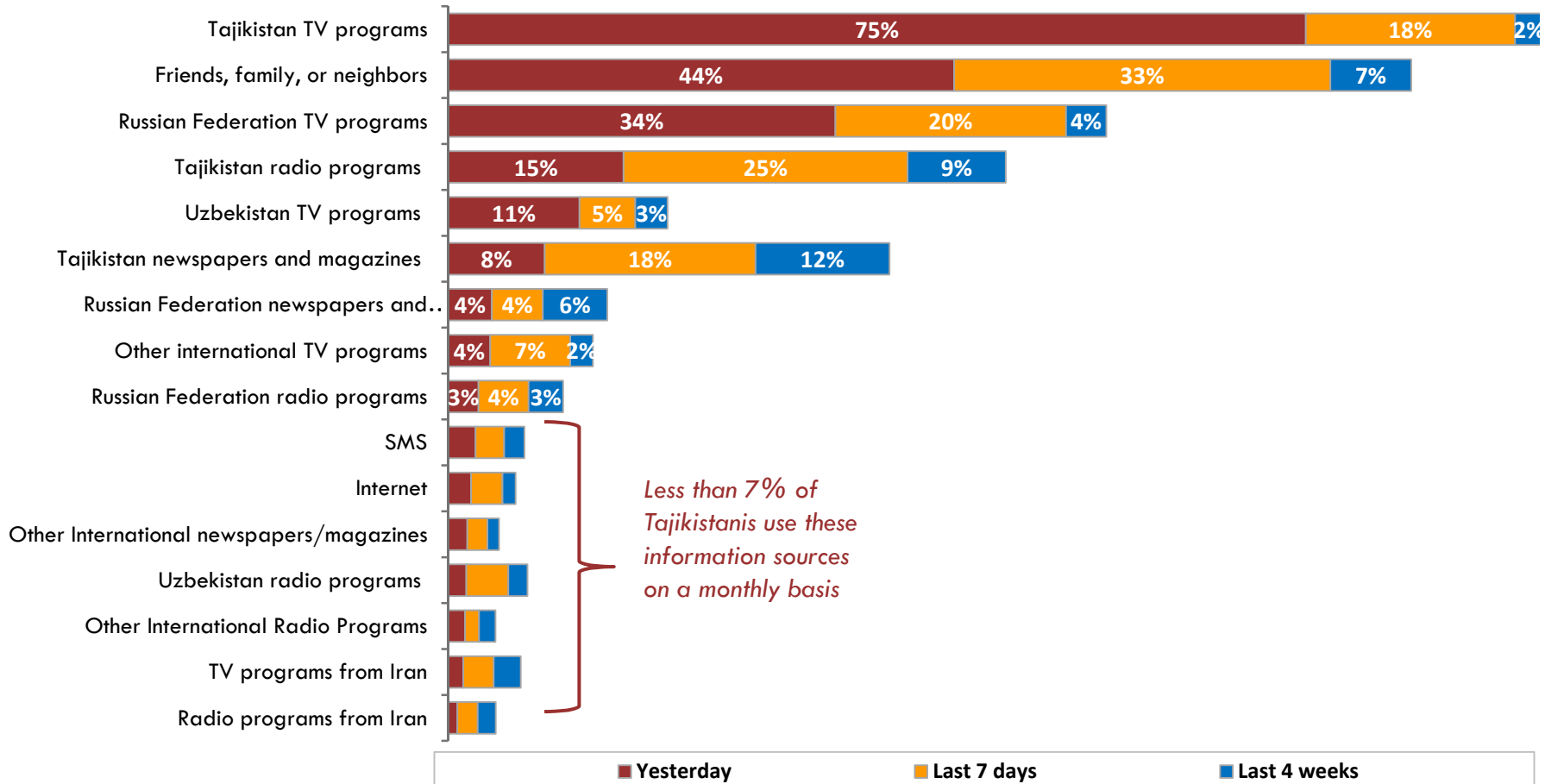
- In an Islamic state people will be afraid of God & better behave (18%)
- The influence of religion on the ethics of the country would be large (17%)
- Sharia law would be implemented (15%)
- Living standards would improve as corruption would decline (7%)
- In our country, 99% of the population is Muslim (7%)
- In Islamic countries there is less bribery (5%)
- In an Islamic state, there will be order (5%)
- Other (14%)

43

Media Usage & Opinions

Frequency of Using Different Information Sources

Frequency of using different information sources
% of total

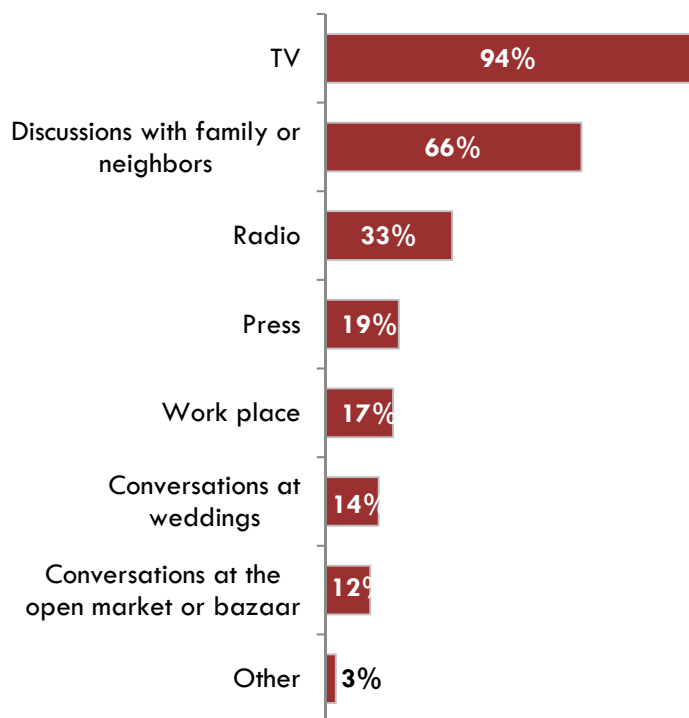


“For each of these information sources, please tell me when was the last time you used it to learn about political & economic developments in Tajikistan?”
(n=1,500)

Most Used Information Sources & Opinions on Reliability of Different Media

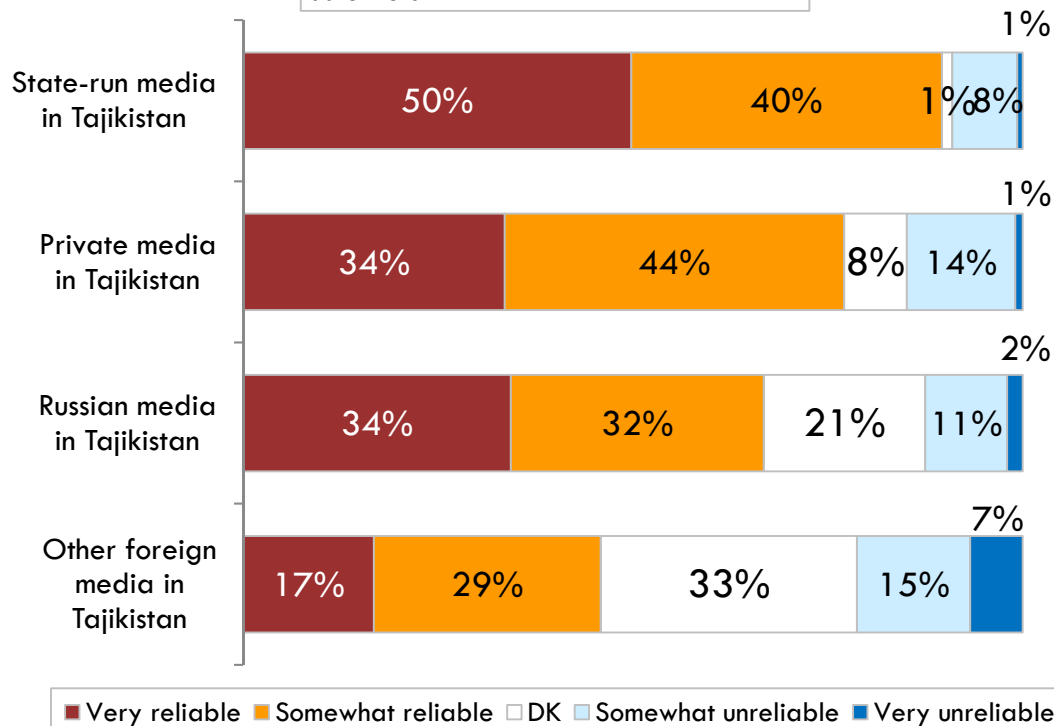
45

Most used information sources
% of total



“Where do you get most of your information on what is happening in Tajikistan? (Multiple response)” (n=1,500)

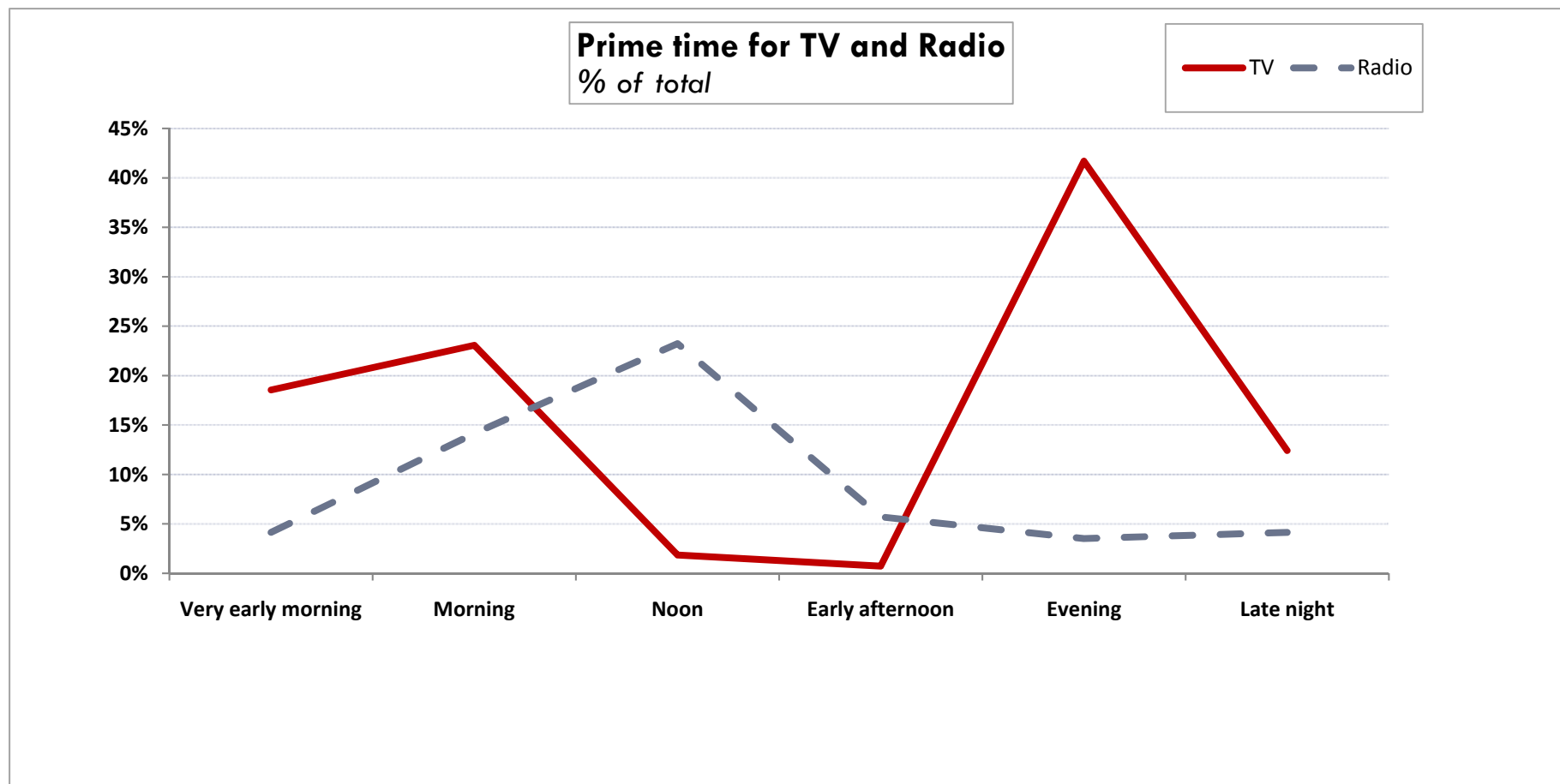
Reliability of different media sources
% of total



“Please tell me how reliable and balanced you believe the following media sources are.”
(n=1,500)

Prime Time for TV & Radio

46



"On a typical day, when do you usually tune in to watch TV?" (n=1,500)

"On a typical day, when do you usually tune in to listen to the Radio?" (n=1,500)