

Date Printed: 04/09/2009

JTS Box Number: IFES_61

Tab Number: 5


Document Title: My Favourite Playmate : An election
simulation for Junior Elementary Classes

Document Date: 1988



Document Country: Canada

Document Language: English

IFES ID: CE00437



* C F 1 0 7 E A 8 - C B F 9 - 4 E B C - 9 8 1 0 - 7 4 D 8 4 9 C 7 C 3 B 8 *



My FAVORITE
PLAYMATE
AN ELECTION
SIMULATION
FOR JUNIOR
ELEMENTARY CLASSES

August 16, 1988.

Dear participant:

I am proud to serve as "honourary returning officer" for this election and wish to congratulate your school for taking part in this special activity. This exercise will be fun for the students and permit them to learn more about one of the basic rights of every citizen of Canada - the right to vote.

I have had the pleasure of meeting with each of the three candidates. Sam the clown, Coco the monkey and Roboto the robot, all possess the qualities and charisma to deserve the title "My Favourite Playmate". Indeed, the choice will be a difficult one.

Good luck to each of the candidates. I hope that they will meet with the approval of our young voters.

Suzanne Pinel

Suzanne Pinel

MY FAVOURITE PLAYMATE

An election simulation
for junior elementary classes

Objective

The objective of this simulation is to introduce pupils at the junior elementary level to the basic principles of a real election. The participants are given the opportunity to vote by secret ballot for the candidate of their choice. The exercise lasts approximately thirty minutes but can be extended to include a longer period (e.g. slogans, signs and speeches prepared by the pupils) and the addition of security measures (e.g. voters' list, oath-taking and initials on back of ballots).


Participants

Every member of the class is a voter. Several pupils are called upon during the exercise to carry out various tasks.

Material

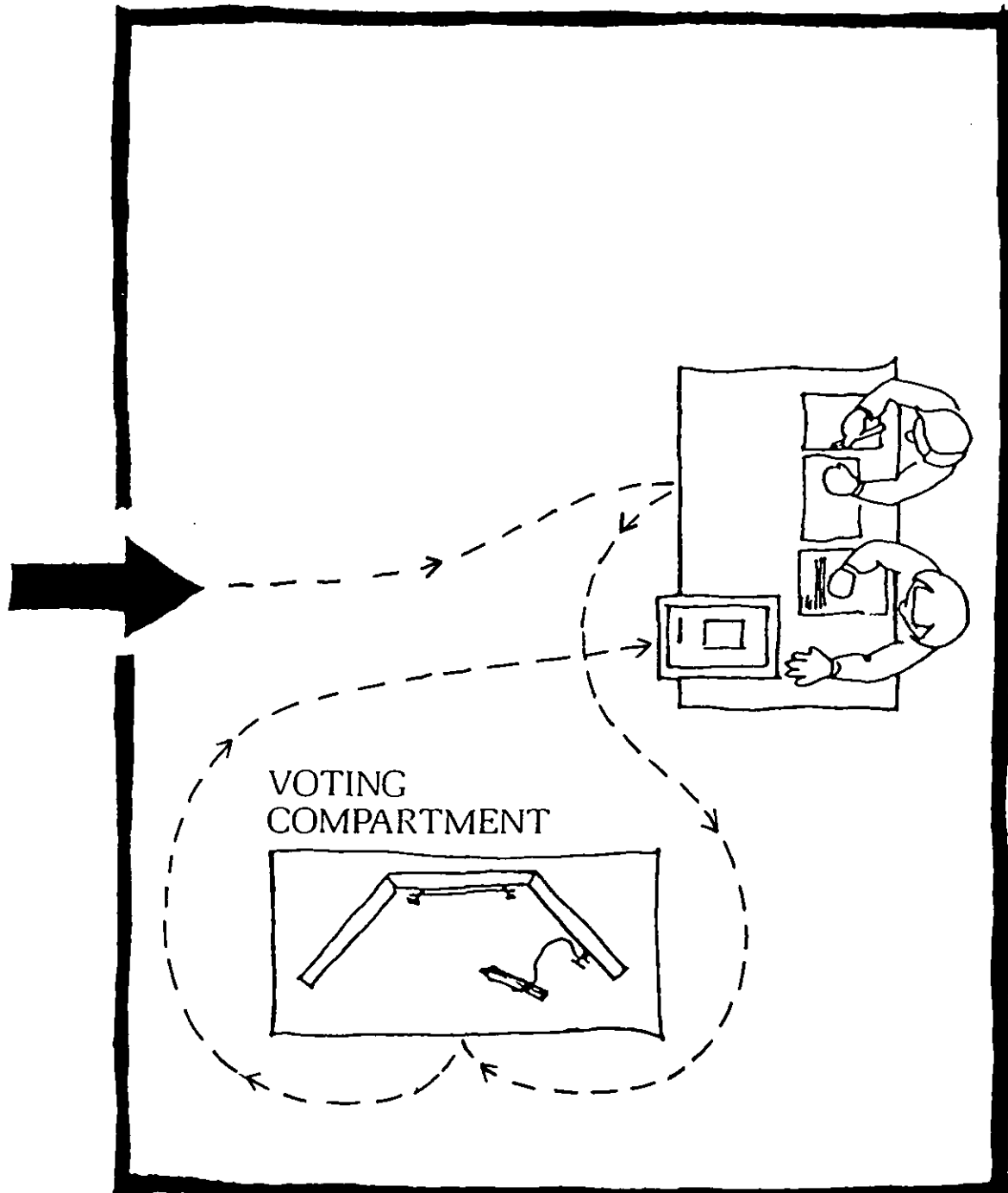
All of the supplies required for the simulation are provided except for the ballot box.

Preparations



- 1) Make a ballot box using a cardboard box with separate cover. Do not forget to make a slot on top of the cover.
- 2) Photocopy the number of ballot papers required for your class (Appendix 1).
- 3) Set up the polling station according to the diagram on the following page.
- 4) Put up the candidates' posters in front of the class. Ensure equal visibility to each candidate.
- 5) Reserve space on the blackboard for three columns, one per candidate, for the counting of the votes.

SETTING UP THE POLLING STATION



TEACHING APPROACH

The teacher guides the pupils in discovering the basic principles of a real election:

1) What is an ELECTION?

- It is an exercise which allows a group to choose one or several persons as representatives or leaders.

Examples: election of prime minister, premier or mayor to lead the country, the province or the city; election of alderman, councillor or school trustee; election of Carnival King or Queen or of team captain in sports.

2) What does VOTING mean?

- Voting at an election means choosing or deciding between different persons to act as our representatives or leaders.

Examples: voting for the all-star team, voting in a dance contest.

3) Why do I VOTE IN SECRET?

- Because I have the right to make my choice
 - o by myself
 - o without the assistance of others
 - o without having to tell my friends.

4) How is my VOTE kept SECRET?

- ballot paper - the same paper and the same mark, an «X» for everyone.
- voting compartment - a place («hiding place») to allow me to make my choice in private.
- sealed ballot box in which the ballot papers are dropped and mixed together.

5) What is a CANDIDATE?

A person who wishes to be chosen at the election.

STEP-BY-STEP DESCRIPTION OF THE SIMULATION

1) Introduction


To better understand the basic principles of an election, the teacher explains to the pupils that they will conduct an ELECTION during which they will have the opportunity to VOTE IN SECRET for the CANDIDATE of their choice, either «Roboto», the robot, «Samuel» the clown or «Coco» the monkey (only one of the three).

2) Election Campaign

Before voting begins, take a few minutes to introduce the candidates to the pupils and build their enthusiasm. To assist you, the kit contains a poster for each of the three candidates and a copy of their campaign speeches which you or a pupil may wish to read aloud (see Appendix 2). You may also wish to obtain from the school principal a cassette tape to have the class listen to and participate in the short campaign songs of each of the candidates. The words of these songs and accompanying gestures can be found under Appendix 2. Also, depending on the class level, you might wish to ask whether any of the pupils would be interested in telling their classmates why they should vote for one candidate over another.

3) The conduct of voting

- a) The teacher explains to the pupils that the campaign is now completed and that they must keep silent until the end of voting.
- b) One pupil is called forward to show to the class that the box is indeed empty and a second pupil is asked to seal the box (with tape) and place it in full view of the class.
- c) Two pupils are recruited to fold each ballot in half and distribute them from the table during voting.
- d) The teacher explains the voting procedure to the pupils:
 - i) Each pupil will come forward and receive a folded ballot paper.




ii) The pupil will then go directly behind the voting compartment, unfold the ballot paper and mark an «X» in the circle next to the CANDIDATE of his/her choice. (A ballot must be properly marked to be counted).

iii) The pupil will re-fold the ballot paper in the same manner and go directly to the ballot box and drop it through the slot.

4) The counting of the votes

Once all of the pupils have voted, the following procedure is observed:

- a) Two pupils are called forward to open the sealed ballot box and empty the contents on the table.
- b) The teacher sends three pupils to the blackboard to keep score for each of the candidates.
- c) Two pupils are requested to unfold the marked ballots one at a time, show each one to the class and call out the candidate for whom it is marked. A ballot is rejected if it is marked improperly. See Appendix 3.
- d) Proclaim the winner of the ELECTION.






5) Victory celebration

Allow the pupils a few minutes to congratulate the three candidates and to wind down. Use this time to obtain their spontaneous reactions and to help them understand that even though there was only one winner, all three candidates are smiling because they are happy to have participated.

6) Transmitting the results

We are anxious to know the result of the election in your class. Immediately after the exercise, bring a class representative to the nearest telephone, call Elections Canada at 1-800-267-VOTE (toll-free) or (613) 993-2975 and let the pupil give us the result of the election in your class.

	COCO	<input type="radio"/>
	ROBOTO	<input type="radio"/>
	SAMUEL	<input type="radio"/>

CODED



COCO THE MONKEY'S CAMPAIGN SPEECH

COCO



Are you looking for a favourite playmate who looks good on the ground and in the air? Well, that's me... Coco, the monkey. I can swing with my paws and my tail, I can roll over, I can almost fly. I yell very loudly. To find me, just listen. This year, I won a banana-eating contest. For my health, it was very good. If you want to laugh, I can imitate you. So for your favourite playmate on the ground or in the air, don't hesitate, vote for COCO the monkey, the best!

COCO'S CAMPAIGN SONG (on cassette tape)

I saw Coco Coco
The little monkey
In his cage all alone
at the zoo
When he said:
«I would like to play with you»
Monkey say
Monkey do monkey do
Keep the beat with your right arm

--Swing right arm

I saw Coco Coco
The little monkey
In his cage all alone
at the zoo
And he said:
«I would like to play with you»
Monkey say
Monkey do monkey do
Keep the beat with your left arm

--Swing right arm

--Swing left arm, right
arm

I saw Coco Coco
The little monkey
In his cage all alone
at the zoo
And he said:
«I would like to play with you»
Monkey say
Monkey do monkey do
Keep the beat with your right foot

--Swing left, right arm,
stamp right foot


I saw Coco Coco
The little monkey
In his cage all alone
at the zoo
And he said:
«I would like to play with you»
Monkey say
Monkey do monkey do
Keep the beat with your left foot

--Swing left, right arm,
stamp right, left foot

I saw Coco Coco
The little monkey
In his cage all alone
at the zoo
And he said
«I would like to play with you»
Monkey say
Monkey do monkey do
Monkey freezes monkey stops


--Freeze like a monkey
statue

ROBOTO



ROBOTO'S CAMPAIGN SPEECH

ROBOTO



HELLO... HELLO... HELLO... My name is ROBOTO. When you need me, I am THERE... THERE... THERE... I am very small. I can hide among your FRIENDS... FRIENDS... FRIENDS... I cannot run or jump but I can move and mostly, I can THINK... THINK...THINK... In my electronic head, I invent for YOU... YOU... YOU... fantastic new GAMES... GAMES... GAMES... I repeat... for your favourite playmate... vote ROBOTO... ROBOTO... ROBOTO... ROBOTO... ROBOTO... ROBOTO... ROBOTO... ROBOTO...

ROBOTO'S CAMPAIGN SONG (on cassette tape)

Chorus

Roboto to to --Stand like a robot
See him go go go
Roboto to to
I love him so so so
His two legs legs legs --Move legs
Are made of steel steel steel
And his head
Is nearly real real real

1. Can you see?
He can walk walk walk --Walk like a robot
Can you hear?
He can talk talk talk
His two eyes
Blink on and off off off --Stop walking, blink
When he comes eyes
To a stop stop stop

2. Yes someday
When I grow tall tall tall
I'll become
An engineer neer neer
So I can build --Clap fists together
A robot bot bot one above the other
Like Roboto
I love him so so so



SAMUEL

SAMUEL THE CLOWN'S CAMPAIGN SPEECH



SAMUEL

My name, is Samuel the clown. I am like you because I love sunshine, badges, travelling and chocolate cake. I speak only with my hands and with my heart. I have a very big heart. To amuse my friends, I collect funny noises and little bugs. If you want a FAVOURITE PLAYMATE who will love you and make you laugh, vote for me.... Samuel the clown.

Thank you.

SAMUEL'S CAMPAIGN SONG (on cassette tape)

There was once a clown
Samuel was his name
When he was around
We'd play a funny game
We wouldn't talk
We wouldn't smile
We would make a funny sound
Beep Beep Beep Beep

-- Finger on lips (shh!)
-- Sad face
-- Press finger on nose

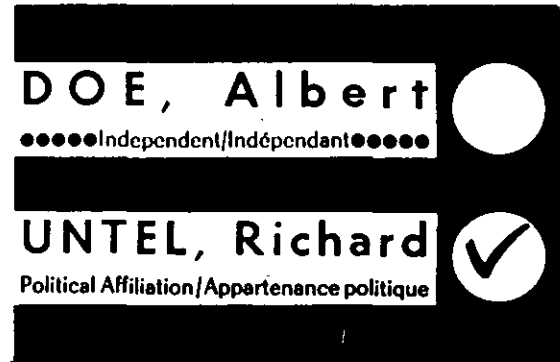
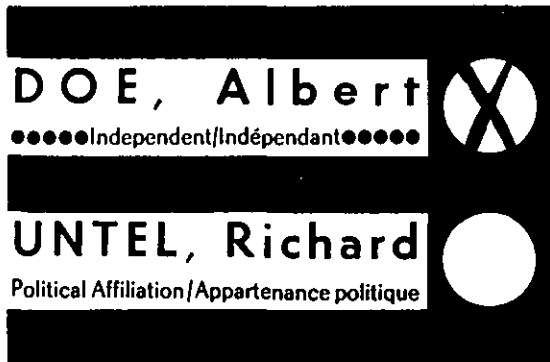
There was once a clown
Samuel was his name
When he was around
We'd play a funny game
We wouldn't talk
We wouldn't smile
We would make a funny sound
Beep Beep Beep Beep
Oink Oink Oink Oink

-- shh!
-- Pull ear lobe

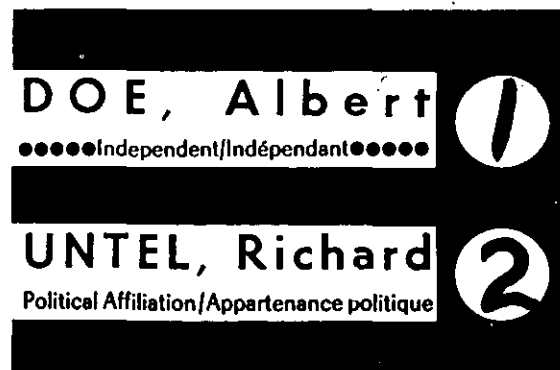

There was once a clown
Samuel was his name
When he was around
We'd play a funny game
We wouldn't talk
We wouldn't smile
We would make a funny sound
Beep Beep Beep Beep
Oink Oink Oink Oink
Glok Glok Glok Glok

-- noise with tongue

SAMPLES OF MARKED BALLOT PAPERS WHICH SHOULD BE ACCEPTED AND COUNTED



SAMPLES OF MARKED BALLOT PAPERS WHICH SHOULD BE REJECTED

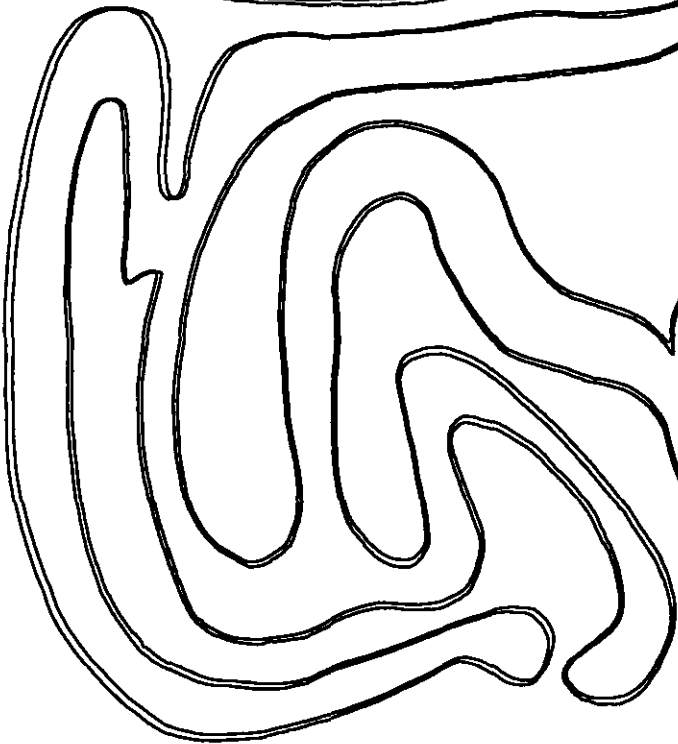





W O R D S E A R C H

Q	W	E	R	T	Y	V	O	T	E	U	I	O	P
V	C	X	Z	A	S	O	D	F	G	H	J	K	L
B	N	E	L	E	C	T	I	O	N	B	N	M	Q
J	K	L	P	O	I	I	U	Y	T	B	R	E	W
J	H	G	F	C	A	N	D	I	D	A	T	E	D
N	B	V	C	R	I	G	H	T	X	L	Z	A	S
M	Q	W	E	R	C	C	T	Y	U	L	I	O	P
D	F	G	C	H	O	O	S	E	H	O	J	K	L
S	A	Q	W	E	C	M	R	T	Y	T	U	I	O
R	O	B	O	T	O	P	F	G	H	J	K	L	P
D	S	Q	W	E	B	A	L	L	O	T	B	O	X
R	T	Y	R	E	P	R	E	S	E	N	T	U	I
N	M	L	K	J	H	T	G	F	D	S	A	P	O
B	V	C	X	S	A	M	U	E	L	Z	A	S	D
T	Y	U	I	O	P	E	P	L	K	J	H	G	F
R	E	W	Q	A	S	N	D	F	G	H	J	K	L
O	S	E	C	R	E	T	U	Y	T	R	E	W	Q

				V	O	T	E						
					O								
	E	L	E	C	T	I	O	N					
					I			B					
				C	A	N	D	I	O	A	T	E	
				R	I	G	H	T		L			
				C	C					L			
				C	H	O	O	S	E		O		
				C	H					Y			
R	O	B	O	T	O	P							
					B	A	L	L	O	T	B	O	X
					R	E	P	R	E	S	E	N	T
						Y							
					S	A	M	U	E	L			
						E							
						N							
S	E	C	R	E	T								

- BALLOT
- BALLOT BOX
- CANDIDATE
- CHOOSE
- COCO
- ELECTION
- REPRESENT
- RIGHT
- ROBOTO
- SAMUEL
- SECRET
- VOTE
- VOTING COMPARTMENT





Return to Research Center
International Foundation
for Electrical Systems
1620 I St. NW, Suite 611
Washington, D.C. 20006

Return to Research Center
International Foundation
for Electrical Systems
1620 I St. NW, Suite 611
Washington, D.C. 20006



CANADA AT THE POLLS

SOLUTION TO WORD SEARCH

T C I R T S I D L A R O T C E L E Y
 E N U M E R A T I O N R E V I S I O N S T I O N S
 C I T A R C O M E D S E T A D I D N A C T R R I L
 A L P H A B E T I C A L O R D E R
 N O I T A T S G N I L L O P F C O M M O N S
 R E P R E S E N T A T I O N
 P N

ADVANCE POLLS
 ALPHABETICAL ORDER
 ASSEMBLY
 BALLOT
 BYELECTION
 CANDIDATES
 CHIEF ELECTORAL OFFICER
 DEMOCRATIC
 DEPUTY RETURNING OFFICER
 DISTRICT
 ELECTORAL DISTRICT
 ELECTORS
 ENUMERATION
 GAZETTE
 GOVERNMENT

GOVERNOR IN COUNCIL
 HOUSE OF COMMONS
 LIST OF ELECTORS
 NOMINATION
 PARLIAMENT
 POLLING DIVISION
 POLLING STATION
 REPRESENTATION
 RETURNING OFFICER
 REVISION
 SCRUTINEER
 TABULATION
 VOTE
 VOTER
 WRITS



CANADA AT THE POLLS

ELECTION WORD SEARCH

```

: T Q W E R T Y U I O P A L P H A B E T I C A L O R D E R A N :
: C O P Z E X C V C I T A R C O M E D B N M L K J H G F D S O :
: I I U Y T N R E W Q L K S E T A D I D N A C J H G F D S A I :
: R H G F D S U A M N B V T C X Z Q W E R T R R Y L U I O P T :
: T J K L Q W E M R T Y O U I O P M S N B E E V I C X Z L K A :
: S V C X Z Q W E E R V T Y U I O C P A T C S C D F G H C J T :
: I B N M A S D F G R H J K L Q R W E O I R N T Y U I H I O S :
: D D S A M N B V C X A Z L K U J H V F G U G F D S I A H P G :
: L F G N H R J K L Q W T E T W R T F Y O U I O P E A S O D N :
: A S A O P E O S I U Y T I R E R O W C Q T L K F J H G U F I :
: R D A I T V Q D R L Q N U O Z G I N T N Z B E P R A C S V L :
: O F S T R I W S F O E Y I A N N I T E P X L Q O E S X E B L :
: T G S C W S R A G E T T O I X R M M S O E N W I C D Z O N O :
: C H E E Q I T P R K W C N S O B A R Y C C M S U I F L F M P :
: E J M L L O Y O H T E R E N C I Q E T I V L S Y F G K C Q R :
: L K E E K N U I N J U R R L L V W O N U L R R T F H J O W E :
: E V L Y J W R E X T S E I R E O R O H O O D S X O Z Q M P Q :
: Q C Y B K Q M Z E A V U A H J A I J P T E F A C G L W M A I :
: W X B H L N T R C O D P O G L S P E C R W G Q V N K E O S U :
: R Z N G R M Y L G N F Y P O I I C E D T O H W B I J R N D Y :
: T L M E Z T Y K O I G T F V T N L I G Y M J E N N H T S F T :
: Y K V F U N U M V U H F I A A E S G T U N K R M R G Y B G R :
: U O Q P X B I J B Y I D B V F T A K F O B L T Q U F U V H E :
: G J E D C N I H N C G U D O R Z Q L D I L Z Y P T D I C J W :
: I D W S A V O G E N L A T I E U W Z S O V L U O E S O X K Q :
: O H R T V C P R I A J S C T J Y E X A P C X A I R A P Z L M :
: P G I A B X A L T T I T T F K T R F G H J K L B Z X C V B N :
: A O T P N Z L I M L K E A S L R T D S A P O I U Y T R E W Q :
: N F Y O M O O F Q R L R S D Q W Y U I O P A S D F G H J K L :
: S D U I P N S D W E Q W D R E P R E S E N T A T I O N C X Z :

```

Find these hidden words in the above puzzle:

ADVANCE POLLS
 ALPHABETICAL ORDER
 ASSEMBLY
 BALLOT
 BYELECTION
 CANDIDATES
 CHIEF ELECTORAL OFFICER
 DEMOCRATIC
 DEPUTY RETURNING OFFICER
 DISTRICT
 ELECTORAL DISTRICT
 ELECTORS
 ENUMERATION
 GAZETTE
 GOVERNMENT

GOVERNOR IN COUNCIL
 HOUSE OF COMMONS
 LIST OF ELECTORS
 NOMINATION
 PARLIAMENT
 POLLING DIVISION
 POLLING STATION
 REPRESENTATION
 RETURNING OFFICER
 REVISION
 SCRUTINEER
 TABULATION
 VOTE
 VOTER
 WRITS

MY FAVOURITE PLAYMATE!

VOTE FOR ME!

YOUR FIRST CHOICE!

F Clifton White Resource Center
International Foundation for Election Systems

J.J.