

Date Printed: 04/29/2009

JTS Box Number: IFES_72
Tab Number: 138
Document Title: Elections 1999: Your Vote is your voice
Document Date: 1999
Document Country: South Africa
Document Language: English
IFES ID: CE01824

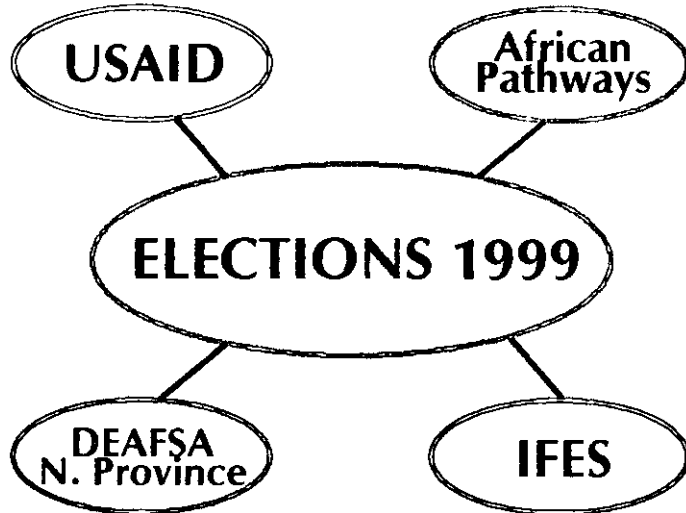


* 1 D 0 D A 5 F 3 - C D E 5 - 4 C 8 5 - B 7 F A - B F A D 7 7 D C B 0 8 D *

WITHOUT US!!

YOUR VOICE

ELECTIONS 1999



NOTHING ABOUT US

YOUR VOTE IS

ELECTIONS 1999

DEAFSA - N. Province
 Tel/Fax: (015) 297 1526
 Shibe Matjiu
 Patricia Kgamane
 Sana Mantjiu
 Elizabeth Segwale
 Lizzy Manamela

African Pathways
 Tel: (015) 297 0387
 Fax: (015) 297 1526/8924
 Zakhele Kgawakga
 Jimmy Mabela
 David Semanya
 Mphata Tibane

SURPRISE!!!

Supported by IFES and USAID



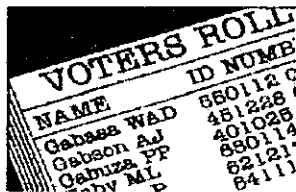
Please open for a

1. SHOW YOUR ID




You will produce your bar-coded ID or your temporary ID Certificate.

2. VOTER'S ROLL



Your name will be checked against the voter's roll.

3. TWO BALLOT PAPERS



You will be given two ballot papers, one for the National Assembly and one for the Provincial Legislature.

AT YOUR VOTING STATION



Voting officials will be in the voting station to assist you.

4. VOTE




Vote for the National Assembly -

You will make your mark on the ballot paper next to the party of your choice for the National Assembly.

Vote for the Provincial Legislature
You will make your mark on the ballot paper next to the party of your choice for the Provincial Legislature.

5. BALLOT BOX



Fold the ballot paper for the National Assembly and place it in the National Assembly ballot box.

Fold the ballot paper for the Provincial Legislature and place it in the Provincial Legislature ballot box.