

Date Printed: 11/03/2008

JTS Box Number: IFES_8

Tab Number: 3

Document Title: Republic of Moldova: Local Elections:
April 16, 1995 (book)

Document Date: 1995


Document Country: Moldova

IFES ID: R01757



* A 1 9 B B 2 4 2 - B 5 5 D - 4 9 5 7 - B A 5 A - 8 D 8 B 5 C 0 6 6 1 C A *

International Foundation for Electoral Systems



***DO NOT REMOVE FROM
IFES RESOURCE CENTER!***

Republic of Moldova

Local Elections

April 16, 1995



CZU 340.130.5(08)(094.57)(478.9)

IFES edition

The data processing programs package for the Central Election Commission and computerized preparation and publishing of this brochure was carried out by TISH Ltd.

© TISH Ltd, Chişinău, 1995

ISBN 5-85268-311-6

CZU 340.130.5(08)(094.57)(478.9)

E $\frac{1203020100}{M133-95}$ fără anunţ

Printed in the Republic of Moldova

CONTENTS

Chapter 1

Election-related legislation and documentation

1

Chapter 2

Documents of the Central Election Commission

2

Chapter 3

Results of the elections in Republic, districts and localities

3

Chapter 4

Gagauz elections

4

CONTENTS OF CHAPTER 1

1-3 LAW ON LOCAL ELECTIONS

*Adopted 7 December, 1994 and signed by the Chairperson of the Parliament
Petru LUCINSCHI*

1-20 LAW ON THE TERRITORIAL-ADMINISTRATIVE ORGANIZATION OF THE REPUBLIC OF MOLDOVA

*Adopted 7 December, 1994 and signed by the Chairperson of the Parliament
Petru LUCINSCHI*

1-22 LAW ON LOCAL PUBLIC ADMINISTRATION

*Adopted 7 December, 1994 and signed by the Chairperson of the Parliament
Petru LUCINSCHI*

1-26 DECREE CONCERNING THE APPOINTMENT OF THE MAYORALTY OF CHISINAU MUNICIPALITY

*Adopted 10 May, 1995 and signed by the President of the Republic of Moldova
Mircea SNEGUR*

1-27 DECREE ON CONFIRMING THE APPOINTMENT OF THE MAYOR OF BALTI MUNICIPALITY AND THE CHAIRMEN OF THE DISTRICT EXECUTIVE COMMITTEES

*Adopted 11 May, 1995 and signed by the President of the Republic of Moldova
Mircea SNEGUR*

1

LAW ON LOCAL ELECTIONS

adopted 7 December, 1994

CHAPTER 1. GENERAL PROVISIONS.

Article 1.

The district, city and locality councillors and mayors of cities and localities shall be elected for a four year term on the basis of universal, equal and direct suffrage with free and secret voting.

Article 2.

Citizens of the Republic of Moldova shall enjoy full suffrage regardless of their origin, social or property position, racial or national affiliation, sex, education, political views or religious beliefs, or type and nature of employment.

Article 3.

1. The right to participate in the elections shall be granted to citizens of the Republic of Moldova who, as of the day of the elections, have reached 18 years of age.
2. The right to be elected as councillors shall be granted to the citizens of the Republic of Moldova who have reached 21 years of age and have their place of residence in the respective territory for at least 2 years.
3. The right to be elected as mayors shall be granted to the citizens of the Republic of Moldova who have reached 25 years of age and who have been living in the respective territory for at least 5 years.
4. For electing district, city and locality councils as well as city and locality mayors, the voter has the right to cast one vote only.
5. The right to vote shall be exercised by a voter only in the city or locality of his residence.

Article 4.

The following people may not vote and may not be elected:

- a. citizens who are currently in the military;
- b. individuals declared to be incompetent by the final decision of a court;
- c. individuals deprived of electoral right for the period established by a court decision;

Article 5.

1. councillors shall be elected in multi-seat districts based on free voting according to ballot lists.
2. City and locality mayors shall be elected in one-seat electoral districts based on free voting.

Article 6.

1. Candidates for district, city and locality councils as well as those for city and locality mayor's offices shall be nominated by parties and socio-political organizations legally set up before the date of election has been set and by electoral blocs of the last election. The Ministry of Justice, within 7 days after the scheduling of the elections, will present to the Central Election Commission the list of registered parties and socio-political organizations.
2. Parties, socio-political organizations and electoral blocs which run in the elections shall submit applications to the CEC within 10 days after the scheduling of the elections.
3. Independent candidates may also be nominated under the conditions provided in the present law.

4. One person can run only for one council and for one mayor's position.

Article 7.

1. Elections of the councillors and mayors shall be conducted simultaneously. The day of the elections shall be selected by the Parliamentary Decree of the Republic of Moldova no later than 90 days before the elections are held. The Decree appointing the date of the elections shall be published in the press.
2. The elections should be carried on simultaneously in all districts on one of the Sundays.
3. If the councillors dissolve or suspend of their activity, the elections will be conducted within 60 days after the day of dissolution or suspension.

CHAPTER 2. ORGANIZATION OF THE ELECTIONS

Part 1. Electoral districts and Precincts.

Article 8.

1. For conducting elections for district, city and locality councillors and mayors, each district, city and locality shall constitute one electoral district.
2. The boundaries of Electoral Districts for city and district counsellors shall be brought to the attention of the public within 5 days after they have been formed by the Central Election Commission.
3. Within 2 days after its establishment, the district or city Election Commission shall set up the numbering of the electoral constituencies for elections of the city, locality Councils and Mayors of cities and villages and bring them to public attention.

Article 9.

1. In order to conduct the voting and sum up the results of the elections, electoral districts

of the city and locality shall be divided into electoral precincts, where both councillors and mayors shall be elected.

2. Electoral precincts shall be established by the district and city commission no later than 30 days after the scheduling of the elections with at least 50 and no more than 3000 voters, based on the report of the authorities of the local public administration.
3. District and city Election Commissions shall consider the size of the electoral district and number the precincts; they shall then inform the voters within the boundaries of each electoral precinct of the address of the precinct Election Commission, and the location of the voting station.

Part 2. Election Commissions.

Article 10.

1. For the local elections the following commissions shall be formed:
 - a) the Central Election Commission (CEC)
 - b) the district electoral commission of a district, city or locality;
 - c) the precinct electoral commission
2. The terms of the electoral commissions shall expire after the elections have been declared valid.

Article 11.

1. The CEC shall be formed within 5 days after the scheduling of the elections. It shall include 7 judges of the Supreme Court and 4 representatives of the General Prosecutor's Office.
2. The above mentioned 7 judges shall be elected among the active members of the Supreme Court by secret vote at an open meeting within 5 days after the scheduling of the elections. The results of voting shall be entered in minutes which shall be signed by the chairperson and secretary of the meeting. The date of the meeting shall be pub-

lished by the Chairperson of the Supreme Court no less than 48 hours before the meeting is held.

3. On the same day, the judges elected to the CEC shall elect a commission chairperson from among themselves by a secret vote. The results of the voting shall be entered in the minutes and shall be signed by all 7 judges.
4. The other members of the commission shall be nominated from among the Collegium of the Prosecutor's office of the Republic of Moldova no later than 2 days after the election of the chairperson of the commission.
5. After its positions have been filled, the CEC shall elect from among its members a deputy chairperson and a secretary and make public the composition of the commission, its address and telephone contact numbers.
6. From the moment the CEC is formed, its chairperson, his vice-chairperson, the secretary and the members shall be released from the performance of their professional duties. They shall receive from the electoral fund a wage which is 30% greater than the average monthly wage in their main place of employment.
7. Within 2 days of the formation of the CEC parties, socio-political organizations and electoral blocs participating at the elections may nominate one representative to the CEC with a consultative vote. Representatives from parties, socio-political organizations and electoral blocs shall not be remunerated from the election fund.

At the request of political parties, socio-political organizations, electoral blocs, the representatives shall be released from their jobs without pay.

8. If parties, socio-political organizations shall join into an electoral bloc after they have nominated their representatives to the CEC, the latter shall be recalled (with an exception of one representative of the electoral bloc) by a decision of the bloc's leadership.

If the leadership of the electoral bloc has not issued a decision in this regard within 3 days from the day of creation, the CEC shall suspend the activities of the representatives.

9. The CEC shall form its own staff which shall be approved of by the Commission. The staff shall be employed by the chairperson's order and be remunerated from the electoral fund with a wage which is 30% greater than the average monthly wage in their main place of employment.

Article 12.

1. District and city commissions shall be established by the CEC within 5 days after its formation and shall be composed of a chairperson and up to 10 members.
2. Locality and precinct electoral commissions shall be formed respectively 75 and 30 days before the day of the elections by the electoral commission of a district and city. They shall be composed of a chairperson and 4 to 10 members.
3. The Chairpersons of the district and city electoral commissions shall be selected from the judges of the district or city Court. Candidates for the city, locality electoral commissions and of all level precincts are to be nominated by the respective local governments.
4. At their first meeting, the commissions shall elect from among their members a vice-chairperson and a secretary.
5. The chairpersons, vice-chairpersons or secretary and no more than 2 members of electoral commissions, when necessary by a decision of the commission, may be released during the period of organizing and conducting elections from performance of their professional duties. They shall receive, from the money of the electoral fund, a wage which is 30% greater than the average monthly wage in their main place of employment.
6. Within 5 days after the establishment of the commissions, parties, socio-political or-

ganizations and electoral blocs participating in the elections may nominate one representative who shall have a consultative vote on the electoral commission, and who shall not be remunerated from the electoral fund. At the request of a party, socio-political organization, or electoral bloc, a representative may be released from his job without pay.

7. If socio-political formations unite in a bloc, only one representative of the bloc shall remain on the electoral commission, the other being recalled at the decision of the leadership of the bloc. If the leadership of the electoral bloc has not issued the decision within 3 days from the day they are established, the commission shall suspend the representatives.
8. Commissions shall publish lists of the composition of commissions, their address and their contact telephone numbers.

Article 13.

1. A person may serve on only one electoral commission.
2. The electoral commissions may not include candidates for the election of the councillors and mayors, officials or functionaries of the organs of public administration at any level.
3. Members of electoral commissions, with the exception of the representatives of parties, socio-political organizations and electoral blocs, may not be members of parties and socio-political organizations and do not have the right to campaign for or against candidates.

Article 14.

1. Chairpersons, vice-chairpersons, secretaries and members of electoral commissions may be relieved of their duties on the commission if they violate the Law on Elections or regularly ignore their duties, or in the event that they are deprived of their authority or recalled by the agency that nominated them. Under some conditions, CEC mem-

bers may be deprived of their duties by the Supreme Court.

2. In the event that a member of the commission is deprived of his authority or recalled, the agency that nominated him shall, within 7 days, nominate another candidate.

Article 15.

1. Meetings of the electoral commissions shall be valid if they are attended by the majority of full members of the commissions and if all the party, socio-political organizations and electoral blocs have been informed about the time and place of meetings.
2. Decisions of the electoral commissions shall be made by a majority of votes of those present by open voting. If the votes are divided equally, the vote of the chairperson is considered decisive. Members of the commission who do not agree with the decision that has been adopted have the right to express a different opinion which shall be put in writing and made a part of the minutes of the meeting.
3. Decisions of electoral commissions at all levels, adopted within the limits of the current law, are binding for all government organs, enterprises, institutions, and organizations, irrespective of the type of property and legal statute, as well as for all citizens.
4. The decisions of the commissions may be contested within 3 days to the next higher electoral commission or in a court, where the challenges are to be examined within 5 days from the date of receipt of the contestation.

Part 3. Electoral commissions.

Article 16.

The Central Election Commission shall:

- a) throughout the entire territory of the country oversee the implementation of the present Law and its uniform application, give explanations regarding the procedure

for its applications, and provide regulations regarding the organization and conducting of the elections.

- b) number and make public all the names and boundaries of electoral districts for the election of the district and city councillors and of the city mayors;
- c) establish district and city electoral commissions;
- d) establish the forms of the ballots, the voter rolls, the minutes of the meeting of the electoral commissions, and other documents, and the models of the official seals of the electoral commissions; and assure the production, security and distribution to the commissions of these items;
- e) determine the duties of the public ministries and state departments, and other bodies of state administration related to preparing for and conducting the elections; and take note of their regular reports;
- f) distribute the financial funds allotted for conducting the elections, oversee the provision of electoral commissions with premises, transportation, and communications, and consider other issues of material and technical support for the elections;
- g) examine appeals and challenges of the activities of electoral commissions, and, on the basis of their decision, adopt and present for investigation to the respective bodies materials on violations of the present Law;
- h) present materials and documents which are to be examined regarding the challenges made against the decisions and activity of the electoral commissions, adopt decisions on this basis, and present a report which is to be examined by the corresponding investigative body and other bodies.
- i) annul the results of elections in electoral districts in which, during voting or during the counting of the votes, fraud occurred which would affect the distribution of mandates;

- j) exercise other authorities under the conditions of the present Law.

Article 17.

- 1. Electoral commissions of districts, cities and localities shall:

- a) oversee the execution of the present Law on the territory of the electoral district and provide for its uniform application;
- b) hear reports from the bodies of local government and leaders of enterprises, institutions, and organizations regarding questions of preparing for and conducting the elections;
- c) distribute the financial funds allotted for conducting the elections among the precinct electoral commissions; monitor the provision of electoral precincts with premises, transportation, and communications, and consider other questions of material and technical support for the elections;
- d) promptly notify the population of all measures related to organizing and conducting the elections;
- e) register and publish the lists of candidates from parties, socio-political organizations, and electoral blocs and the independent candidates for the respective local councillors and mayors;
- f) approve the text of the ballot for the electoral district and provide for the printing of ballots and their distribution among the precinct electoral commission;
- g) declare the candidates elected as councillors and mayors and issues the corresponding certifications;
- h) conduct the repeated elections and new elections;
- i) consider statements and complaints about decisions and actions of precinct electoral commissions and make decisions regarding them;
- j) exercise other authority in keeping with the present Law and other laws in effect.

1. sum up the results of the elections and make them public; and submit the results of the elections to the CEC;
2. District and city electoral commissions shall:
 - a) number and make public the names and boundaries of electoral districts and precincts for electing locality councillors and mayors;
 - b) form locality, city and precinct electoral commissions.
3. Upon completion and to summing up of the results of the election in localities, the locality electoral commissions shall submit to the corresponding district or city commission a copy of the minutes in order to sum up the results of the elections in the district and in the city. They shall convey the results of the elections in the district to the CEC and make the results of the elections open to the public.

Article 18.

Precinct electoral commissions shall:

- a) participate in making the electoral lists and make them known to the voters, and examine the challenges on irregularities regarding the incorrect completion of the lists and assure their resolution;
- b) inform the population of the day and place of the elections, and equip the polling place and provide them with ballot boxes and booths and conduct the voting;
- c) conduct the process of the elections, and take measures to preserve order in the polling places;
- d) upon completion of the voting, count the votes and draw up the minutes, which, along with all the ballots, shall be submitted to the city and locality electoral commissions;
- e) consider statements and complaints regarding questions of organizing the voting and adopt decisions in this regard;
- f) exercise other authorities, according the present Law.

Part 4. Nomination of Candidates for the Elections of Local Councillors and City and Locality mayors.

Article 19.

The number of councillors at all levels shall be established by the Law of the Republic of Moldova on Local Public Administration.

Article 20.

1. Nomination of candidates for district, city and locality councillors and mayors shall be submitted by parties, socio-political organizations and electoral blocs.
2. Nominations of independent candidates shall be submitted in accordance with the present Law.

Article 21.

List of candidates for the elections of councillors and mayors shall be presented to the district, city and locality commissions no earlier than 5 days from the date of their establishment, and at least 30 days before the elections.

Article 22.

1. The procedure for being included on the lists shall be determined by the parties, socio-political organizations and electoral blocs themselves.
2. The lists shall indicate the last name and first name of the candidate, his date of birth, his profession, his post and place of residence.
3. The number of candidates included in the list of the party, socio-political organization or electoral bloc may exceed the number of seats in the corresponding electoral district by two candidates, who have a reserve status.
4. Parties, socio-political organizations and electoral blocs may each propose only one candidate for the mayor in each electoral district.
5. Lists of candidates for the election of councillors and proposals regarding candidates for

the election of mayors compiled by either local or central leadership of a party or socio-political organization, along with their decision to propose a separate candidate or to join an electoral bloc, shall be presented to the corresponding electoral commission beginning with the second day after its formation. The declarations of the candidates, with their commitment to run in the elections, shall be enclosed.

6. The Election Commissions shall publish the lists of candidates within 5 days.

Article 23.

1. Parties and socio-political organizations that have joined into electoral blocs may not at the same time be members of other electoral blocs and may not participate in the elections independently.
2. Candidates for the elections of councillors and mayors may run as representatives from only one party, socio-political organization or electoral bloc or as an independent candidate.
3. A candidate has the right to run simultaneously as a candidate mayor and councillor on the same council.

Article 24.

1. Parties, socio-political organizations and electoral blocs may reverse their decision to include any candidate on the list for the elections of councillors or mayors. The candidate shall be withdrawn from the list on the basis of a declaration signed by the leadership of the party or socio-political organization or by the leadership of all the parties and socio-political organizations in the electoral bloc.
2. Candidates for the elections of councillors and mayors may withdraw themselves from the lists. In this case, they shall submit the application to the corresponding electoral commission.
3. Candidates removed from the lists cannot be replaced by alternative candidates after the deadline for registering candidates.

Article 25.

1. Citizens of the Republic of Moldova may propose themselves as independent candidates for the elections to the local councils if they are supported by 2% of the district voters, divided by the number of positions, but not fewer than 50 persons. And, for the election of the mayors, if they are supported by 4% of the district voters, divided by the number of councillors from the respective Council, but not fewer than 150 persons.
2. An independent candidate for the elections of councillors and mayors shall submit a statement of his consent to run and include the lists with the necessary number of signatures of the voters supporting his candidacy.
3. Any voter has the right to initiate and organize collecting of signatures supporting a candidate.
4. The last and first name of the candidate, the letter of support, the last and first name of the person supporting the candidate, his place of residence, his identification certificate number and date of the signature placed, shall be indicated at the beginning of each list of signatures supporting the independent candidate. Names shall be numbered separately on each page, starting with number 1, and shall be authorized by the mayor of the locality where the signing persons have their place of residence.
5. A voter has the right to sign for the support of only one candidate for the elections of councillors and mayors.
6. Electoral commissions have the right to verify that the signatures are authentic. In case of fraud, the candidate for the elections of the councillors or mayor shall not be registered and his registrations shall be reversed.
7. The candidate who committed a fraud may not run a second time as an independent candidate or as a candidate from any socio-political formation.

Article 26.

1. The corresponding electoral commission shall register the lists of the candidates for the election of the councillors and mayors no later than 3 days from the day of submitting the proposal, and the independent candidates shall be registered no later than 5 days. The registration shall end 20 days before the elections.
2. The citizens of the Republic of Moldova, parties, socio-political organizations, electoral blocs may challenge the lists at least 20 days before the day of elections.
3. Any challenges to the registration of candidates are to be submitted in the local Courts of the respective district within 5 days from the day of receipt. Any decision of the Courts may be appealed to a higher Court within 3 days from the day of the decision. The Appeal must be heard within 3 days.
4. Based on the decision of the Court, the local Election Commission will record the fact and make a decision regarding the keeping or rejecting of the candidates.
5. Candidates shall be given their certifications which will be signed by the chairperson of the electoral commission.

Part 5. Voter Rolls.

Article 27.

The voter rolls shall include citizens of the Republic of Moldova who have the right to vote and who reside and are registered in the territory of the given electoral precinct on the day the list is compiled.

Article 28.

1. With the assistance of the Election Commissions members, the voter rolls shall be compiled for each electoral precinct by the mayor's office and signed by the mayor.
2. The voter rolls shall include the last and first name of the voter, the year of his birth, and his place of residence. The order of putting

together the names on the voter rolls shall be determined by the mayor's office.

3. The voter may be included in only one voter roll and in only one electoral precinct.
4. 15 days before the elections, the voter rolls shall be submitted to the precinct electoral commission and posted in public places and in the premises of the voter precincts. A control copy of the list of voters shall be kept in the mayor's office.

Article 29.

Citizens shall be provided with an opportunity to become familiar with the voter rolls and to verify the correctness of their compilation. They have the right to appeal the mistakes or any other errors to the body that has drawn up the rolls. Complaints from voters shall be considered by the mayor who must, within no more than 2 days (or on the day before and the day of the elections) immediately make the necessary correction on the list or issue to the applicant a copy of the justified decision to reject his complaint. Their decision may be appealed no later than 3 days before the elections to the court which must examine it within 24 hours. The decision of the court is irrevocable. In keeping with the court decision, a correction in the voter roll shall be made by the precinct electoral commission immediately and the applicant shall be informed.

Article 30.

When a voter changes his place of residence after the compilation of the voter roll, a certificate of his withdrawal from the list shall be released, on the basis of which the voter shall be included on the additional voter roll in his new place of residence.

Part 6. Electoral Ballots.

Article 31.

1. The form of the election ballot shall be established by the CEC and its text shall be established by the corresponding district commission.

2. The elections of councils and mayors shall be performed by separate ballots.
3. The election ballots for the elections of councils of all levels and of the mayors should consist of one or more sheets of different size, depending on the number of parties and socio-political organizations, electoral blocs and independent candidates already registered.

Article 32.

1. The election ballot shall be divided into rectangles, the number and size of which shall be sufficient for containing the names of the parties, socio-political organizations and electoral blocs, number of candidates on the list, the last and first name of individual candidates and the designation "independent candidate".
2. Rectangles of the independent candidates shall be printed after rectangles of the parties, socio-political organizations and electoral blocs.
3. Names of parties, socio-political organizations, electoral blocs and independent candidates shall be entered in the order in which the lists or independent candidates are registered by the election commission.
4. The electoral sign or symbol of the party, socio-political organization and of the electoral bloc or of an independent candidate (if he wishes) shall be placed in the left part of each rectangle. Identity of signs and symbols shall not be allowed and they must not create a violation of public order or morality.
5. On the right side shall be printed a circle 15 millimeters in diameter in which the voter, when casting his vote for the corresponding party, socio-political organization, or electoral bloc or for an independent candidate, shall place two intersecting lines.
6. For electing the mayors the rectangles shall be compiled in the same way as mentioned in the previous article and shall indicate the socio-political formation which proposed his candidacy or the words "independent candidate".

Article 33.

1. The election ballot in an electoral district must have the same format and be printed in the same script on paper of the same color.
2. The election ballot shall be printed in the state language or any other language spoken by the voters of the electoral district upon the decision of the district election commission.
3. Election ballot shall be printed of the same number of voters registered in the roll with the addition of 10%.
4. Election ballot shall be manufactured no later than 10 days before the elections with the participation of the corresponding electoral commission. Two days before the elections, the printed ballot shall be sent to the precinct electoral commission.
5. Representatives of parties, socio-political organizations, and electoral blocs and independent candidates have the right to familiarize themselves with the models of ballots in the district electoral commission.

Part 7. Electoral Campaign.

Article 34.

Elections shall be prepared for and conducted openly and shall be widely publicized in the mass media. The election campaign shall begin on the day the election date is made public and end on the day before the elections.

Article 35.

1. Parties, socio-political organizations, electoral blocs, and independent candidates from the beginning of elections have the right to campaign freely and without impediment through rallies, meetings in the place of residence, at places of work outside of the working hours, using audio-visual means, the press, visual demonstrations, and other forms that do not create violation of public order.
2. The CEC shall determine the procedure for division of the publication place in the repub-

lic and local press, and of the broadcast time for each party, socio-political organizations, electoral blocs and independent candidates.

3. Electoral commissions and organs of local self-government shall be obliged to render assistance to parties, socio-political organizations, electoral blocs, and independent candidates in organizing meetings with the voters and providing them with the necessary materials.

Article 36.

1. The mass media shall regularly cover the course of preparing for and conducting the elections. Their representatives shall be guaranteed unimpeded access to all measures related to the elections. Electoral commissions, parties, socio-political organizations, and state bodies shall supply them with the necessary information.
2. Reports from meetings of electoral commissions and decisions they make shall be regularly published in the press.

Article 37.

1. At the request of parties, socio-political organizations, electoral blocs, or independent candidates, the district electoral commission shall accredit for every polling station a representative for observing the voting. In addition, the Ministry of Foreign Affairs will accredit representatives of any institution or private competent organization as foreign observers.
2. Mass-media and TV representatives; observers and accredited representatives have the right to assist at any electoral procedure and, on the election day, to be present during the counting of ballots, without interfering with the voting process carried out by the Election Commissions and have the right to report to the chairperson of the electoral commissions any irregularities they have seen.

Article 38.

After registration, the parties, socio-political organizations, electoral blocs, and independent candidates shall have the right to post their election programs and information on the candi-

dates and to make public their appeals, declarations, etc. Special permission shall not be required to manufacture these printed products.

Article 39.

1. Bodies of local government shall be obliged to determine the proper location for placing election campaign materials without giving anyone an advantage.
2. Placing election campaign materials in the premises of either state or private enterprises equally for all the competitors may be permitted with the consent of the enterprise's manager.
3. The content of campaign materials may not be unconstitutional or illegal.
4. On the day of elections any kind of campaigning shall be prohibited with the exception of campaign materials that were posted outside the polling place before the election day.

Article 40.

In order to participate at various election activities, candidates for the elections of counsellors and mayors, at their request, may be relieved of their place of work, without being remunerated from the electoral fund.

Article 41.

After registration, a candidate has the right to travel by public transport (except taxi) for free within the electoral district he or she runs.

CHAPTER III. CONDUCTING THE VOTING.

Article 42.

1. The Voting is conducted in the day of elections between 7.00 and 20.00.
2. By a decision of the district electoral commission the duration of voting at some precincts may be prolonged if needed, but no more than 1 hour. This decision must be made known to the next highest electoral commission.

3. During the time reserved for voting, the polling place should not be allowed to close, except in the cases of mass disorders, natural disasters or any other unpredictable circumstances, which make it dangerous and impossible to conduct the elections for voters. In these cases, the chairperson of the precinct electoral commission shall suspend the voting, but for no longer than 2 hours, while moving the precinct to a safer place.
2. On the back side of each ballot issued to the voter, a control stamp of the election commission is applied.
3. Those citizens who have not been included on the voter roll, at the presentation of an identification document, shall be entered on an additional voter roll, if there is legal grounds for that.
4. If because of health or any other factors the voter is unable to be present in the polling place, the precinct electoral commission, at his request, shall send no fewer than two members of the commission with a special ballot box and everything necessary for voting in the place where the voter is located in order to conduct the voting. The same procedure shall take place if the voter is in the place of temporal imprisonment without the court's decision, as well as in hospitals. On the same line of the voter's name, a note shall be made that the voter cast his ballot at his place of residence.

Article 43.

1. The voting shall be conducted in special allotted precincts which are equipped with the number of booths sufficient to provide secret voting. The polling place must have enough area for safe casting of ballots in the ballot boxes. Booths for secret voting shall be installed in the same room with the ballot boxes.
2. The responsibility for maintaining order on the day of the elections in the polling places and territory adjacent to it shall be assigned to the chairperson of the precinct electoral commission. The decisions he makes in order to maintain order shall be mandatory for all. Voters may be in the polling places only for the time necessary to vote. Order around the polling place shall be maintained by the police.
3. It is the responsibility of the police to maintain order around the polling stations.
5. Similarly it shall be recorded for the voters who are temporarily arrested and waiting for the Court decision or in a hospital.

Article 46.

1. The ballot shall be filled out by the voter in the secret voting booth. A voter who is unable to fill out the ballot himself has the right to invite another individual into the booth at his own choice.
2. The voter shall place within the circle of only one of the rectangles on the ballot two intersecting lines signifying that he has voted for the given party, socio-political organization, electoral bloc, or independent candidate. The circles in the rest of the rectangles should be left blank.
3. It is not permitted to vote for more than one party, socio-political organization or electoral bloc, for more than one independent candidate, or for a party, socio-political organization or electoral bloc and an independent candidate.

Article 44.

On the day of the election, before the voting starts, the chairperson of the precinct electoral commission, in the presence of the members of the commission, shall check the ballot boxes and seal them, and shall make a record in this regard.

Article 45.

1. Each voter shall vote himself. Voting for other individuals shall not be allowed. The precinct electoral commission shall issue a ballot to the voter based on the list of voters when an identification document is presented. Upon receiving the ballot, the voter must sign the voter roll next to his name.

4. If the voter by mistake has spoiled the ballot, the precinct electoral commission shall issue just one new ballot, but only once.
 5. The voter shall drop the completed ballot in the ballot box.
 6. The voter should not stay in the polling station longer than is required to complete the procedures of voting.
- c) the number of voters who participated in the voting, including voters on supplementary lists;
 - d) the overall number of valid votes;
 - e) the number of electoral ballots declared invalid;
 - f) the number of valid votes cast for each list of candidates and for each independent candidate;
 - g) the number of votes for each of the candidates for the mayor's position.

Article 47.

1. If representatives of parties, socio-political organizations, electoral blocs or independent candidates have discovered cases of violation during the process of voting or have doubts about identity of an individual who has appeared at the elections, the chairperson of the precinct electoral commission must verify these facts, and if they are confirmed, take measures to eliminate the violation or draw up the appropriate record and turn it over to the police.
4. Votes for citizens or parties, socio-political organizations and electoral blocs added by the voters to the voting ballot shall not be taken into consideration and such ballots shall be considered invalid.
 5. Ballots on which there is no control stamp from the electoral precinct, ballots of the wrong form, and ballots on which circles have been crossed out in several rectangles or no circle has been crossed out on any rectangle shall be declared invalid.

CHAPTER IV. SUMMING UP THE RESULTS OF THE ELECTIONS.

Article 48.

1. Upon expiration of the time allotted for conducting the voting, before opening the ballot box, all unused ballots shall be counted and canceled by the precinct electoral commission by stamping them "canceled".
2. After the verification of the seals on the ballot boxes, the chairperson of the Commission in the presence of its members and of all persons allowed to assist, will open the boxes.
3. The precinct electoral commission in the presence of the persons who have the right to assist them in the polling places, shall establish the following:
 - a) the number of voters included in the voter rolls;
 - b) the number of voters who received the ballots;

Article 49.

1. The results of the counting of the votes shall be considered at a meeting of the precinct electoral commission and entered into the minutes in 3 copies, and which shall be signed by the chairperson, vice-chairperson, secretary, and members of the commission and be submitted to the corresponding district electoral commission within 24 hours. The absence of signatures of individual members of the precinct commission shall not make the minutes invalid. The reasons for the absence of these shall be indicated in a separate document.
2. Statements and appeals regarding the work of the electoral commission, along with invalid and disputable ballots shall be annexed to the minutes.

Article 50.

1. Summing up of the results of the elections and distributing seats shall be performed by the corresponding electoral commissions,

i.e.: the city and locality commissions shall manage councillors and mayors, the district commissions shall manage district councillors after receiving the minutes from the precinct electoral commissions and after examining the appeals and applications received.

2. Each corresponding commission will determine the overall number of voters who received the voting ballots and of voters who participated in the voting.
3. If less than one half plus one vote of the overall number of voters from the voter rolls participates in the voting, the elections are considered invalid; the totalling and distribution of seats shall not continue. And the district electoral commission shall conclude a record and appoint the date of the new elections as envisioned by the present Law.
4. If the number of votes is enough to claim the voting valid, the district electoral commission shall proceed to distribute the seats after it has determined the number of the valid votes obtained by every socio-political formation of each independent candidate for the elections of councillors and the number of the votes obtained by each candidate for the mayor position.

Article 51.

1. The distribution of council seats among parties, socio-political organizations, and electoral blocs shall be conducted by the district electoral commission through sequential division of the number of valid votes cast for each party, socio-political organization, and electoral bloc, by 1,2,3,4, etc. to the number of seats in the respective electoral district.
2. From the results of all the divisions and the number of valid votes cast for independent candidates, they shall select in declining order as many numbers as there are seats that are to be distributed in the electoral district. The quantity of numbers chosen in declining order at the disposal of the party, socio-political organization, or electoral bloc shall

correspond to the number of seats that are due to them.

3. An independent candidate shall be considered elected if the number of votes cast for him is included in the numbers selected in declining order.
4. The distribution of council seats shall be made in the order of their registration or the lists, beginning with the list for which more votes have been received.
5. If for the last non-distributed seat there is more than one candidate with the same number of votes, the district electoral commission shall organize its distribution by means of drawing lots and a separate record shall be written up.
6. If only independent candidates in the ballot for the elections of counsellors were included, the district electoral commission shall draw up a list with the number of votes obtained by them in the declining order distributing seats to everyone on the list before they expire.
7. If, as the result of this distribution there are non-distributed vacant seats, as it is envisioned by the present Law, the district electoral commission shall appoint the date of the partial elections for the vacant seats.
8. The candidates on the lists who have not been elected shall be declared alternate deputies of the corresponding parties, socio-political organizations and electoral blocs, and if any of the councillors resigns before the term expires, the repeat elections shall not be conducted, but the seats shall be distributed in the order the candidates were included in the lists.
9. If a party, socio-political organization or electoral bloc obtains a number of seats greater than the number of candidates on the lists, the difference shall be removed and, in the declining chain of the corresponding formation, shall be replaced with the declining numbers of other formations.

10. If only independent candidates were included on the ballot, these who obtained votes but were not elected are declared alternates and shall receive mandates under the conditions in section 8 of this article.

Article 52.

1. Candidates running for mayor shall be considered elected if they gather more than half of the votes of all the voters who participated in the voting.
2. If neither one of the candidates for mayor gathered the necessary number of votes, in 2 weeks the second round of the election shall take place with the two candidates who gathered the greatest number of votes. If more than one candidate gathers an equal number of votes, the district electoral commission shall draw lots and write a record.
3. In the second round of the elections, the candidate who gains more votes shall be considered elected.
4. If a candidate is elected to both a councillor and a mayoral seat, an additional seat shall be allotted to the Council.

Article 53.

1. After summing up of the results of the elections and distributing the seats of councillors and mayors, the district electoral commission shall draw up one separate record for the local council and one for the elections of the mayor which shall include:
 - a) the number of voters of the district according to the voter rolls;
 - b) the number of voters who participated in voting;
 - c) the overall number of valid votes;
 - d) the number of votes for each list of candidates and for each independent candidate;
 - e) the number of votes obtained by each of the candidates for the mayoral position;
 - f) the number of invalid ballots;

g) the last name and first name of the elected councillors and the party, socio-political organization or electoral bloc that proposed him or the words "independent candidate";

h) the last name and first name of the elected mayor and the party, socio-political organization or electoral bloc that proposed him or the words "independent candidate".

2. The record for the elections of councillors and mayors shall be signed by the chairperson of the commission, by all its members and, no later than in 2 days after summing up the results of the elections, the records shall be submitted to the CEC and made public.
3. Simultaneously, the district and city electoral commissions should submit to the respective Courts reports regarding the conduct of elections to which shall be attached the lists of candidates, the record and challenges received to the electoral district followed by a recommendation for addressing the challenges.
4. The Election Commission of the Municipality of Chisinau shall submit the mentioned documents to the Supreme Court.

Article 54.

1. After conducting the elections, a period of 10 days shall be established for receiving the statements and complaints regarding violation of the present Law which are then to be examined by the electoral commissions and the court instances. After receiving the records, the Courts will confirm the legality of the elections of each constituency by their decision and will send it within 24 hours after its adoption to the CEC and to each Election Commission who will then publish the results.
3. Statements, protests and complaints shall not be examined after the period of 10 days has expired.
4. The district electoral commission shall issue to the councillors and mayors the corresponding certificates, its sample being confirmed by the CEC.

Article 55.

If after 10 days fraud and other violations have been revealed which have affected the results of voting and made illegal the elections of a councillor or of a mayor, the higher electoral commission shall adopt the decision to declare the elections invalid and announce repeated voting in the corresponding district or precinct.

CHAPTER V. REPEATED VOTING, NEW ELECTIONS.

Article 56.

1. Electoral commissions may declare the elections null and void in the whole district or in some precincts.
2. Elections shall be considered null and void if, during the course of the elections, fraud was committed and there were violations of the present Law which affected the results of the voting.
3. Elections shall be recognized as null and void if one half or less of the voters of the district included on the voter roll have participated in them.

Article 57.

1. If elections have been declared null and void by the decision of the corresponding district commission or by a higher electoral commission, within 2 weeks the repeat elections shall be conducted with the same candidates using the same voter rolls.
2. In case of repeat voting, the results of the elections on the corresponding territory shall be summed up after the end of the repeat voting.
3. If after the repeat voting has occurred the elections are declared null and void, further elections shall not be conducted on this territory. In this case, the President of the Republic of Moldova appoints the administrative council with the mayor at the head, if

he has not been elected as the result of the repeat voting.

Article 58.

1. New elections shall be appointed in the following cases:
 - a) if during the elections, the established number of councillors has not been elected;
 - b) if the mayor resigns or if he is not able to exercise his duties for some other reasons;
 - c) if the local council resigned, or if it has been dissolved, or if the number of councillors has become less than one-half of the total;
2. In cases described in a), new elections shall be announced by the district commission within two weeks. Nomination of the candidates for vacant seats shall be performed according to the procedure established in Chapter II, part 4 of the present Law. If during the new elections at least half plus one from the established number of the councillors shall not be elected, then the corresponding council shall not be formed or created and the local public administrative body shall be appointed according to the provisions of Article 57.3.
3. In cases described in b) and c) elections shall be announced by the Parliament of the Republic of Moldova within the time and in the conditions envisioned by the present Law. In order to conduct the elections, district and precinct electoral commissions shall be formed. If the mayor is not able to fulfill his duties until the date of the new elections, the President of the Republic of Moldova shall appoint an ad-interim mayor for this period of time.

CHAPTER VI. FINANCING THE ELECTIONS.

Article 59.

Expenditures related to preparing for and conducting the elections shall be assumed by the state. The actual amount of the expenditures shall

be established by the Central Election Commission and confirmed by the Government.

Article 60.

1. The Central Election Commission shall open a special "Elections" account in the Banca de Economii into which it shall transfer financial funds allotted for preparing and conducting the elections. The distributor of this money shall be the chairperson of the Central Election Commission.
2. The Central Election Commission shall determine the amount of money necessary for preparing for and conducting the elections in each electoral district and transfer it to the district electoral commissions in the Banca de Economii branches in the places where the district electoral commissions are located. The distributor of the funds allotted to the district electoral commission shall be its chairperson.
3. The procedure for the expenditure of these funds and also the forms of reports on their expenditure shall be established by the Central Election Commission.
4. It shall be prohibited to spend the allotted funds for purposes not related to preparing for and conducting the elections or on excessive equipment for the premises for conducting the elections or the acquisition of costly supplies, equipment, and so forth.
5. Upon completion of the elections, the chairperson of the Central Election Commission shall submit to the Government a report on the expenditure of the funds allotted.
6. The unused funds shall be transferred into the state budget.

Article 61.

1. Parties, socio-political organizations, electoral blocs and independent candidates participating in the elections shall have the right to create for purposes of conducting their elections campaign election funds, including in them their own money, free credit obtained from the state, and also subsidies from individuals and legal entities in their own country, for

which an account entitled "Election Funds" shall be opened in the Banca de Economii.

2. The amount of credit allotted from the state budget shall be determined by the Government.
3. Subsidies received from individuals and legal entities in their own country shall be used for conducting the election campaign by a party, socio-political organization, electoral bloc, or independent candidate and shall be publicly declared.
4. Subsidizing of the election campaign of any party, socio-political organization, electoral bloc, or independent candidate by foreign individuals or legal entities shall be prohibited.
5. The legality of the use of money from the election funds by parties, socio-political organizations, electoral blocs, and independent candidates participating in the elections shall be monitored by the Central Election Commission, the district electoral commissions and the Ministry of Finance.
6. Credit received from the state is fully or partially paid back by the state, depending on the overall number of valid votes cast for the corresponding party, socio-political organization, electoral bloc, or independent candidate in the given electoral district.
7. The monetary sum, determined by dividing the sum or credit by the number of voters who participated in the voting and then multiplying the result obtained by the number of valid votes cast for the party, socio-political organization, electoral bloc, or independent candidate, shall be subject to repayment.

CHAPTER VII. FINAL PROVISIONS.

Article 62.

1. The Government shall provide premises and funds for the CEC and the district commissions, and mayor's offices shall provide premises and funds for the district and precinct electoral commissions.

2. The Government shall provide paper for manufacturing the ballots and other electoral documents, computing equipment, and other material and financial means necessary for the work of printing enterprises in order to promptly manufacture the electoral documents.
3. Local administration bodies shall provide the electoral commissions with the assistance necessary to organize and conduct the elections.

Article 63.

During the period of the elections the Ministry of Internal Affairs shall provide for reliable preservation of public order, protection of the polling places, ballot boxes, and ballots, and accompaniment of officials of electoral commissions when transporting electoral materials and documents.

Article 64.

Individuals being detained on the basis of an arrest order until a court sentence is handed down, individuals sentenced to incarceration under a court decision which has not taken legal force, and individuals serving terms for

committing an administrative legal violation shall vote in keeping with the provisions of part 4 of Article 45.

Article 65.

1. During the period of the election campaign the courts shall immediately consider all statements, complaints and other appeals related to organizing and conducting the elections. Decisions of higher judicial instance shall be final and subject to execution from the moment they are made.
2. The activity of the courts during this period shall be organized in such a way that the voters, parties, socio-political organizations, electoral blocs and independent candidates shall have an opportunity to submit statements and complaints freely and without delay.

Article 66.

The Law Nr.3619-XI from November 23, 1985 on Deputy Elections for the Local Soviets of People's Deputies for the Moldovan Socialist Republic (*Proceedinas of the Supreme Soviet and of the Government of the SSRM/* 1985, Nr.9, Art.271) is hereby repealed.

Chairperson of the Parliament Petru LUCINSCHI

LAW

ON THE TERRITORIAL-ADMINISTRATIVE ORGANIZATION OF THE REPUBLIC OF MOLDOVA

adopted 7 December, 1994

1

CHAPTER I

GENERAL PROVISIONS

Article 1

The territorial-administrative organization of the Republic of Moldova and the establishment of the juridical framework of the localities shall be effected according to article 110 of the Constitution.

Article 2

Public administration in territorial-administrative units shall be formed on the principles of local autonomy, decentralization of the public services, eligibility of the local public administrative authorities and of consultation of the citizens in problems of local special interest.

CHAPTER II

TERRITORIAL-ADMINISTRATIVE UNITS

Article 3

- (1) The territory of the Republic of Moldova shall be organized in territorial-administrative districts, cities and villages. By the conditions of the Law some cities can be declared to be municipalities.
- (2) The status of the territorial-administrative unit shall be established by the Parliament.

Article 4

- (1) The village is a territorial-administrative unit which comprises the rural population united by territory, economic, social-cultural relations, customs and traditions.
- (2) Two or more villages can unite together and form a single territorial administrative unit, called a commune.
- (3) The village where the village council is situated is called the resident village.
- (4) The commune has the name of the resident village.

Article 5

The city is a territorial-administrative unit more developed than the village from the economic and social-cultural point of view, having town-economical endowments, with an administrative, industrial, commercial, political and cultural function, where population, in the main is engaged in industry, in the sphere of public services, and in different intellectual spheres of activity.

Article 6

- (1) The municipality is a town with a special role in the economical, social-cultural, scientific and administrative life of the republic.
- (2) The municipality can have as part of its composition autonomous territorial-administrative units.

Article 7

The Status of the municipality shall be attributed to the cities of Chişinău, Bălţi, Bender, Tiraspol.

Article 8

Chişinău Municipality is the capital of the Republic of Moldova.

Article 9

- (1) The district is a territorial-administrative unit which includes villages (communes) and cities, linked by territory, economic and social-cultural relations.
- (2) The city where the district council is situated is called the resident city.
- (3) The district is called the resident city.

Article 10

The cities and villages which, due to the climatic and recreational conditions and their town-economic endowment, present an importance for health, according to the law, shall be attributed the status of health-climate resorts.

Article 11

The districts and the residence-cities shall be provided in annex 1, the municipalities, cities and villages (communes) which enter in their composition shall be provided in annex 2; districts, cities and villages (communes) which enter in their composition shall be provided in annex 3. The annexes shall be an integral part of the present law.

Chairperson of the Parliament Petru LUCINSCHI

CHAPTER III

THE FORMATION AND DISSOLUTION OF THE TERRITORIAL-ADMINISTRATIVE UNITS AND THE MODIFICATION OF THEIR BORDERS

Article 12

- (1) The formation, dissolution and changing of the status of the territorial-administrative unit shall be effected by the Parliament on the basis of the suggestions of the Government and the local public administration authorities.
- (2) An independent territorial-administrative unit shall be formed, if it has a population of not less than 1000 inhabitants and has financial means for the maintenance of the mayoralty and institutions in the social sphere apparatus.

Article 13

The modification of the borders of the territorial-administrative units and the changing of the administrative center shall be effected by the Parliament on the basis of the suggestions of the Government and the authorities of the local public administration.

LAW ON LOCAL PUBLIC ADMINISTRATION

adopted 7 December, 1994

[Abridged]

CHAPTER I GENERAL PROVISIONS

Article 1

The present law establishes the principles of public administration of the villages (communes), cities (municipalities) and districts and regulates the way of organizing and functioning of the authorities of local public administration.

Article 2

The local public administration is a representative authority, organized by the population of the territorial-administrative unit for solving problems of local interest, beginning with its interest and necessities, according to the Constitution.

Article 3

- (1) Local public administration shall be constituted in the villages (communes), cities (municipalities) and districts.
- (2) Territorial-administrative units are legal entities. They have a name, have financial autonomy under law, and have autonomy in coordinating public finance, have a patrimony and the right of initiative in local public administration interests, exercising their authority, according to the law, through local public administrative authorities within the territorial-administrative limits established by law.

Article 4

- (1) In the municipality the public administration is achieved in accordance with the provisions established for the city and with the particularities determined by the present law.

- (2) In Chişinău Municipality public administration shall be achieved in accordance with the present law and with the status of Chişinău Municipality, approved by the Parliament.

- (3) Public administration in the localities which have been attributed a special status of autonomy shall be regulated by the present law, and by the laws concerning the statute of these localities.

Article 5

- (1) Public administration in the territorial-administrative units shall be formed on the principles of local autonomy, decentralization of the public services, the eligibility of the local public administration and consulting the citizens in the local problems of special interest.
- (2) Application of the mentioned principles can not affect the unitary character of the state.

Article 6

- (1) Representative authorities of the local public administration constitute a system of two levels: the first one — village (communal) councils, cities and the mayors of the villages (communes) and cities; the second — district councils and the chairmen of the district executive committees, municipal councils and the mayors of the municipalities.
- (2) District and municipal councils coordinate the activity of the village (commune) and city councils. Their relations shall be formed on the principles of autonomy, legality and collaboration in solving common problems.

- (3) The councils have the right, on the basis of the present law and the territorial-administrative status, to delegate a part of their power to councils of a different level.

Article 7

- (1) Local public administrative authorities, through which the local autonomy shall be achieved in the villages (communes), cities (municipalities) and districts are: councils as deliberative authorities, village (communes), city (municipal) mayoralties, district executive committees, the mayors of the villages (communes), cities (municipalities), and the chairmen of the executive committees as executive authorities.
- (2) Village (commune), city (municipal) and district councils are elected for a term of 4 years in accordance with the Law on Local Elections.
- (3) In exceptional cases the Parliament can prolong the term of the mandate.
- (4) The mayoralties of the villages (communes) and cities (municipalities), and the district executive committees shall be elected by the corresponding councils.
- (5) The mayors of the villages (communes) and cities shall be elected according to the Law on Local Elections.
- (6) The chairpersons of the district executive committees and the mayors of the municipalities shall be elected by the corresponding council, at the suggestion of the Government, from the councillors, and shall be confirmed in their function by the President of the Republic of Moldova.
- (7) If the first candidate suggested by the Government shall not be accepted by the council, the Government shall suggest within 15 days another candidate. If the second candidate shall not be accepted by the council, the chairperson of the district executive committee or the mayor of the municipality shall be appointed within 10 days by the President of the Republic of Moldova, at the

suggestion of the Government, taking into consideration the political configuration of the council.

Article 8

- (1) The councils, the mayoralties, the executive committees, the mayors and the chairpersons of the district executive committees work, in the conditions of the present law, as autonomous administrative authorities and shall solve all public affairs in the villages (communes), cities (municipalities) and districts.
- (2) Juridical and physical persons on the territory shall be obliged to supply the local public authorities with all the information of their competence.

Article 9

- (1) While exercising its functions, the councils already have autonomy, confirmed and guaranteed by the Law.
- (2) The autonomy provides the organization and the functioning of the local public administrative authorities, also the management under their responsibility, of the collectives they represent.

Article 10

- (1) The competence of the local public administrative authorities is invested and shall be full and complete. It cannot be limited by a public authority hierarchically more superior except according to the law.
- (2) In the spheres that do not belong to their exclusive competence, the territorial-administrative units shall be subordinated to the Government.

Article 11

Problems of a special importance for the village (commune), city (municipality) and district can be submitted, in the established way, to a local referendum.

Article 12

For assuring the autonomy, the local public administrative authorities draft and approve the

budgets of the village (communes), cities (municipalities) and districts, administrate in the interests of the population and according to the conditions of the law the public property of the territorial-administrative unit.

Article 13.

- (1) Local public administrative authorities shall be conducted in their activity by the territorial-administrative unit and the regulation of the corresponding council, drafted on the basis of a statute-framework and a regulation-framework, approved by the Parliament.
- (2) The status of the territorial-administrative unit shall enter into force after its registration at the authority of the public authority hierarchically more superior.

CHAPTER II THE VILLAGE (COMMUNE), CITY (MUNICIPAL) AND DISTRICT COUNCIL

Section I

Composition and formation of the councils.

Article 14

- (1) The village (commune), cities (municipal) and district councils shall be composed of the councillors, elected in the conditions of the Law on Local Elections, whose number shall be established according to the population, existing from January 1 of the year the elections take place, as follows:

Number of inhabitants of the village (commune) and city	Number of councillors
Up to 1000	9
Between 1001 and 3000	11
Between 3001 and 5000	13
Between 5001 and 7000	15

Between 7001 and 10 000	17
Between 10 001 and 20 000	19
Between 20 001 and 50 000	21
Between 50 001 and 100 000	27
More than 100 000	39

Number of inhabitants of the district and city	Number of councillors
Up to 60 000	27
Between 60 001 and 80 000	31
Between 80 001 and 100 000	35
More than 100 000	39

- (2) The municipal council of Chişinău is composed of 57 councillors

Article 15

The function of the councillor is incompatible with the function of:

- a) member of the Parliament;
- b) public worker in the apparatus of the ministries, departments, or other administrative authorities, stipulated by the Law, and in the apparatus of the district executive committees, the Mayoralties of the cities (municipalities) and village (communes);
- c) member of a district, city (municipal) a village (commune) council.

Article 16

- (1) The councils shall be formed within 20 days from the date of the elections, if at least 2/3 have been elected from the total number of the councillors. Convening the councils shall be done by the Government or by its representatives on the territory.
- (2) The meeting of the council shall be chaired by the oldest councillor, assisted by 1 or 2 younger ones.
- (3) The meeting shall be deliberative, if at least 2/3 of the elected councillors are present.
- (4) If a quorum does not exist, the meeting shall be convened in two days.
- (5) If the meeting cannot take place, according to the law, after 3 consecutive meetings, the

parties, social-political organizations and electoral blocs substitute councillors who have not been present at the meeting after 3 consecutive meetings with alternate candidates. And if this is not possible, new elections shall take place within not more than 60 days from the date of the last elections.

[Articles 17 through 33 detail the powers and functions of village, city and district councils]

CHAPTER III THE MAYORALTY OF THE VILLAGE (COMMUNE) AND CITY (MUNICIPALITY) AND THE DISTRICT EXECUTIVE COMMITTEE

Section I General Provisions

Article 34

- (1) The mayoralty of the village (commune) and city (municipality) and the district executive committee shall exercise an operative management of local public affairs.
- (2) The mayoralty of the village (commune) and city (municipality) and the district executive committee shall be constituted by the mayor, chairperson, vice-chairmen, member of the mayoralty and the members of the district executive committee, elected from the councillors and secretary;
- (3) The composition of the mayoralty and district executive committee shall be determined by the corresponding council.

Article 35

- (1) The mayoralty and district executive committee shall be convened for a session once a month by the mayor and chairperson of the executive committee.

- (2) The notice concerning the convening of the session shall be sent to the members of the mayoralty, district executive committee, other persons within at least 3 days before the date of the session, and it should also contain the agenda of the meeting and the materials that will be examined.

Article 36

The sessions of the mayoralties and district executive committees shall be deliberative, if at least 2/3 of the total number of members takes part.

Article 37

The mayor of the village (commune) and city (municipality) is also the chairperson of the executive body of the corresponding council.

Article 38

The secretary of the council is also the secretary of the executive body of the council.

Article 39

- (1) The sessions of the mayoralty, district executive committee shall be chaired by the mayor, the chairperson of the district executive committee, and in case they are absent — by a person appointed by the corresponding executive body.
- (2) The sessions of the mayoralty, district executive committee are usually public.
- (3) The mayor, district executive committee can invite to their sessions any person which can be useful.
- (4) The sessions of the mayoralty, district executive committee shall be recorded in minutes, signed as well as their regulations by the chairperson of the district executive committee and countersigned by the secretary.

[Articles 40 through 93 detail the powers and functions of the mayors offices and the district executive committees, as well as the financing of local government bodies]

1

Chairperson of the Parliament **Petru LUCINSCHI**

DECREE **CONCERNING THE APPOINTMENT OF THE** **MAYORALTY OF CHISINAU MUNICIPALITY**

1

In conformity with Art. 88, section (d) of the Constitution of the Republic of Moldova, and according to Article 57, paragraph (3) of the Law on Local Elections, the President of the Republic of Moldova decrees:

Article 1

The Mayoralty of the Chişinău Municipality shall be appointed as follows:

Serafim URECHIAN	Mayor of Chisinau Municipality
Gheorghe CUCU	Prime-Vice Mayor
Dumitru GATCAN	Vice Mayor
Anatol ONCEANU	Vice Mayor
Alexei PALADI	Vice Mayor
Eduard SMIRMOV	Vice Mayor
Anatol TURCAN	Vice Mayor
Vladimir SARBAN	Secretary
Victor CEBOTARI	Member of the Mayoralty
Vladimir GURITENCO	Member of the Mayoralty

Valentin GUTAN	Member of the Mayoralty
Valeriu NEMERENCO	Member of the Mayoralty
Ion PALADI	Member of the Mayoralty
Gheorghe PASCARI	Member of the Mayoralty
Vladimir POPA	Member of the Mayoralty
Anatol SARACUTA	Member of the Mayoralty
Constantin VREJU	Member of the Mayoralty

Article 2

It shall be established that up to the end of the mandate period provided by article 7 of the Law on Local Public Administration, the Mayoralty of Chisinau Municipality shall exercise its functions in the municipal council, stipulated by the afore-mentioned Law.

Article 3

The present Decree shall enter into force from the date of its signing.

President of the Republic of Moldova **Mircea SNEGUR**

Chişinău, 10 may, 1995; Nr. 146

DECREE

ON CONFIRMING THE APPOINTMENT OF THE MAYOR OF BALTI MUNICIPALITY AND THE CHAIRMEN OF THE DISTRICT EXECUTIVE COMMITTEES

1

In conformity with Article 88, section (d) of the Constitution of the Republic of Moldova and Article 7, paragraph (6) of the Law on Local Public Administration, the President of the Republic of Moldova decrees:

Article 1

The following persons shall be confirmed in the following parts:

Victor MOREV	Mayor of Balti Municipality	Constantin CALAGHEAUR	Chairperson of Vulcanesti District Executive Committee
Petru AVASILOAE	Chairperson of Drochia District Executive Committee	Vladimir CEBAN	Chairperson of Criuleni District Executive Committee
Anatol BADAN	Chairperson of Rezina District Executive Committee	Constantin COMAN	Chairperson of Falesti District Executive Committee
Nicolae BALMUS	Chairperson of Cimislia District Executive Committee	Dumitru CROITOR	Chairperson of Ciadir-Lunga District Executive Committee
Nicolae BARBASCUMPA	Chairperson of Floresti District Executive Committee	Nicolae CUTCOVETSCHI	Chairperson of Briceni District Executive Committee
Vladimir BOBEICA	Chairperson of Orhei District Executive Committee	Chiril DARMANCEV	Chairperson of Taraclia District Executive Committee
Gheorghe BULAT	Chairperson of Dubasari District Executive Committee	Vasile ICHIZLI	Chairperson of Comrat District Executive Committee
Stefan CALANCEA	Chairperson of Calarasi District Executive Committee	Gheorghe FRECAUTANU	Chairperson of Singerei District Executive Committee
		Alexandru GOREA	Chairperson of Ungheni District Executive Committee
		Ion GUTU	Chairperson of Ocnita District Executive Committee

Tudor IASINSCHI	Chairperson of Ialoveni District Executive Committee	Pintilie PIRVAN	Chairperson of Cantemir District Executive Committee
Leonid ISTRATE	Chairperson of Glodeni District Executive Committee	Alexandru SCORPAN	Chairperson of Riscani District Executive Committee
Tudor LEFTER	Chairperson of Telenesti District Executive Committee	Andrei SCUTELNIC	Chairperson of Causeni District Executive Committee
Vasile LUPUSOR	Chairperson of Soroca District Executive Committee	Victor STOICA	Chairperson of Stefan Voda District Executive Committee
Vasile MACOVEI	Chairperson of Soldanesti District Executive Committee	Petru TARITA	Chairperson of Basarabasca District Executive Committee
Petru MATCOVSCHI	Chairperson of Nisporeni District Executive Committee	Ion TOZLOVAN	Chairperson of Camenca District Executive Committee
Andrei MORNEALO	Chairperson of Leova District Executive Committee	Anatol VASCAUTI	Chairperson of Donduseni District Executive Committee
Nicolae MURAVETCHI	Chairperson of Hincesti District Executive Committee	Article 2 The Present Decree shall enter into force on the day of its signing.	

President of the Republic of Moldova **Mircea SNEGUR**

Chişinău, 11 may, 1995; Nr. 147

CONTENTS

Chapter 1

**Election-related legislation
and documentation**

1

Chapter 2

**Documents of the Central Election
Commission**

2

Chapter 3

**Results of the elections in Republic,
districts and localities**

3

Chapter 4

Gagauz elections

4

CONTENTS OF CHAPTER 2

2-5 THE CENTRAL ELECTION COMMISSION

2-6 RESOLUTION CONCERNING THE REPRESENTATIVES OF THE PARTIES, SOCIO-POLITICAL ORGANIZATIONS, AND ELECTORAL BLOCS, WHICH WILL TAKE PART IN THE APRIL 16, 1995, LOCAL ELECTIONS

Adopted January 27, 1995, No. 8

2-7 RESOLUTION CONCERNING THE CONSTITUENCIES FOR THE ELECTIONS TO MUNICIPAL AND DISTRICT COUNCILS

Adopted January 27, 1995, No.10

2-9 RESOLUTION ON THE SCHEDULE CONCERNING ORGANIZING AND CARRYING OUT THE LOCAL ELECTIONS

Adopted January 28, 1995, No.13

2-13 RESOLUTION CONCERNING TIRASPOL AND BENDER MUNICIPALITIES AND DISTRICT EXECUTIVE COMMITTEES FROM CAMENCA, RÎBNIȚA, GRIGORIOPOL AND SLOBOZIA

Adopted February 2, 1995, No.14

2-14 RESOLUTION ON THE PRINCIPLE FOR ESTABLISHING THE TIME-TABLE FOR THE ELECTORAL CAMPAIGN AND ON DISTRIBUTION OF BROADCAST TIME ON NATIONAL RADIO AND TV "TELERADIO-MOLDOVA"

Adopted February 8, 1995, No.18

2-15 RESOLUTION CONCERNING THE DECLARATION OF THE POPULAR PARTY "VATAN" CONCERNING ITS PARTICIPATION IN THE LOCAL ELECTIONS OF THE REPUBLIC OF MOLDOVA

Adopted, February 22, 1995, No.31

2-16 RESOLUTION ON INSTRUCTIONS FOR MUNICIPAL, DISTRICT, CITY AND VILLAGE ELECTORAL COMMISSIONS CONCERNING THE METHOD OF ASSIGNING THE COUNCILLOR MANDATES

Adopted February 22, 1995, No.32

2-23 RESOLUTION ON EXCLUDING THE REPUBLICAN PARTY OF MOLDOVA FROM THE LIST OF THE PARTIES, SOCIO-POLITICAL ORGANIZATIONS AND ELECTORAL BLOCS PARTICIPATING IN THE LOCAL ELECTIONS

Adopted March 7, 1995, No.34

**2-24 RESOLUTION CONCERNING THE MODEL OF THE BALLOT PAPER
FOR THE LOCAL ELECTIONS**

Adopted March 7, 1995, No.35

**2-27 RESOLUTION CONCERNING THE APPROVAL OF THE ELECTORAL
POSTER FOR THE LOCAL ELECTIONS**

Adopted March 7, 1995, No.42

**2-29 RESOLUTION ON ADOPTING THE INSTRUCTIONS CONCERNING DRAW-
ING UP, CERTIFYING AND SUBMITTING THE LISTS OF THE SUPPORTERS
OF INDEPENDENT CANDIDATES**

Adopted March 14, 1995, No.44

**2-32 RESOLUTION CONCERNING THE FULFILLMENT OF THE DUTIES
IN ORGANIZING AND CONDUCTING THE LOCAL ELECTIONS BY THE
MINISTRY OF INFORMATION AND TELECOMMUNICATIONS, AND THE
"MOLDENERGO" STATE COMPANY**

Adopted March 16, 1995, No.46

**2-34 RESOLUTION CONCERNING THE TV AND RADIO ELECTORAL SPOTS
FOR THE APRIL 16, 1995, LOCAL ELECTIONS**

Adopted March 16, 1995, No.52

**2-35 RESOLUTION ON THE TIMETABLE OF NATIONAL RADIO AND TV PRO-
GRAMS AND THE DISTRIBUTION OF BROADCAST TIME AMONG PAR-
TIES, SOCIO-POLITICAL ORGANIZATIONS, ELECTORAL BLOCS AND
INDEPENDENT CANDIDATES FOR THE SECOND STAGE OF THE ELEC-
TORAL CAMPAIGN**

Adopted March 21, 1995, No.55

**2-38 RESOLUTION CONCERNING THE REGULATIONS ON THE STATUTE OF
THE PARTIES, SOCIAL-POLITICAL ORGANIZATIONS, ELECTORAL
BLOCS, AND INDEPENDENT CANDIDATES FOR OBSERVING THE APRIL
16, 1995, LOCAL ELECTIONS IN THE REPUBLIC OF MOLDOVA.**

Adopted March 21, 1995, No.56

**2-41 RESOLUTION CONCERNING THE REGULATIONS ON THE STATUS
OF INTERNATIONAL OBSERVERS AND THE REPRESENTATIVES OF
PRIVATE INSTITUTIONS AND ORGANIZATIONS, ACCREDITED AT THE
MINISTRY OF FOREIGN AFFAIRS, FOR THE APRIL 16, 1995, LOCAL ELEC-
TIONS IN MOLDOVA**

Adopted March 21, 1995, No.57

**2-44 RESOLUTION CONCERNING THE RULES ON THE STATUS OF LOCAL
OBSERVERS OF NON-GOVERNMENTAL ORGANIZATIONS OF THE RE-
PUBLIC OF MOLDOVA FOR THE APRIL 16, 1995, LOCAL ELECTIONS**

Adopted March 1995. No.62

2-47 RESOLUTION CONCERNING SOME MODIFICATIONS IN THE INSTRUCTIONS FOR THE ELECTION COMMISSIONS OF THE POLLING STATIONS "ON THE ESTABLISHMENT OF THE VOTING RESULTS AND COMPLETING THE MINUTES AT THE POLLING STATIONS"

Adopted April 13, 1995, No.74

2-48 RESOLUTION CONCERNING THE CONTESTATION OF THE ELECTORAL BLOC "THE ALLIANCE OF DEMOCRATIC FORCES"

Adopted April 15, 1995, No.76

2-49 RESOLUTION ON THE TIMETABLE OF NATIONAL RADIO AND TV PROGRAMS AND THE DISTRIBUTION OF BROADCAST TIME AMONG PARTIES, SOCIO-POLITICAL ORGANIZATIONS, ELECTORAL BLOCS AND INDEPENDENT CANDIDATES FOR REPEATED ELECTIONS

Adopted April 19, 1995, No.77

2-52 RESOLUTION OF THE CENTRAL ELECTION COMMISSION CONCERNING THE ORGANIZATION AND CONDUCTING OF NEW ELECTIONS

Adopted April 26, 1995, No.79

2-54 RESOLUTION CONCERNING THE ANTICIPATED RESULTS OF THE APRIL 16, 1995, LOCAL ELECTIONS

Adopted April 27, 1995, No. 80

2-55 RESOLUTION CONCERNING CONDUCTING REPEATED ELECTIONS IN COPANCA VILLAGE ELECTORAL CONSTITUENCY

Adopted May 2, 1995, No. 82

2-56 RESOLUTION ON ESTABLISHING THE REPEATED ELECTIONS IN SOME VILLAGE ELECTORAL CONSTITUENCIES

Adopted May 6, 1995, No.84

2-58 RESOLUTION CONCERNING THE SUGGESTIONS OF THE CENTRAL ELECTORAL COMMISSION IN ORDER TO IMPROVE THE LAW ON LOCAL ELECTIONS

Adopted June 29, 1995, No. 98

2-62 RESOLUTION ON SUMMING UP THE RESULTS OF THE LOCAL ELECTIONS IN MOLDOVA.

Adopted July 25, 1995, No. 106

THE CENTRAL ELECTION COMMISSION

Chisinau, 1 Marii Adunari Nationale sq.,

Vasile PASCARI	Chaiperson, the Chaiperson of the Civil College of the Supreme Court of Justice of the Republic of Moldova
Mircea IUGA	Vice-Chaiperson, Judge on the Supreme Court of Justice
Valeria STERBET	Secretary, Judge on the Supreme Court on Justice
Nina VASCAN	Member of the Commission, Judge on the Supreme Court of Justice
Constantin GURSCHI	Member of the Commission, Judge on the Supreme Court of Justice
Alexandru BRENICI	Member of the Commission, Judge on the Supreme Court of Justice
Petru RAILEAN	Member of the Commission, Judge of the Supreme Court of Justice
Ion MITU	Member of the Commission, Prosecutor
Nicolae POPESCU	Member of the Commission, Prosecutor
Nicolae TELEVCO	Member of the Commission, Prosecutor
Ion CRUGLENCO	Member of the Commission, Prosecutor

2

RESOLUTION

CONCERNING THE REPRESENTATIVES OF THE PARTIES, SOCIO-POLITICAL ORGANIZATIONS, AND ELECTORAL BLOCS, WHICH WILL TAKE PART IN THE APRIL 16, 1995, LOCAL ELECTIONS

According to Art. 11 (7) the Central Election Commission adopts the present Resolution:

1. The following representatives on behalf of parties, socio-political organizations and electoral blocs will form the Central Election Commission:

- | | |
|-----------------------|---|
| 1. Constantin Butnaru | Electoral Bloc of the Socialist Party and the "Unitate-Edinstvo" Movement |
| 2. Cuciuc Valeriu | Social-Democratic Party |
| 3. Mihai Plămădeală | The Party of Communists |
| 4. Dumitru Stăvilă | Electoral Bloc "The Alliance of Democratic Forces" |
| 5. Andrei Țîrfă | Agrarian Democratic Party |
| 6. Ludmila Vătavu | Women's Association |

Chairperson of the Central Election Commission Vasile Pascari

Secretary of the Central Election Commission Valeria Sterbet

Chișinău, January 27, 1995, No. 8

RESOLUTION

CONCERNING THE CONSTITUENCIES FOR THE ELECTIONS TO MUNICIPAL AND DISTRICT COUNCILS

According to Art. 8 (2) of the Law on Local Elections, the Central Election Commission adopts the present resolution:

1. The following Constituencies shall be formed for the Elections to Municipal and District Councils:

Number of the Constituency	Territorial Location
Constituency No. 1	Chişinău
Constituency No. 2	Bălţi
Constituency No. 3	Bender
Constituency No. 4	Tiraspol
Constituency No. 5	Anenii-Noi
Constituency No. 6	Basarabeasca
Constituency No. 7	Briceni
Constituency No. 8	Cahul
Constituency No. 9	Camenca
Constituency No. 10	Cantemir
Constituency No. 11	Căinari
Constituency No. 12	Călăraşi
Constituency No. 13	Căuşeni
Constituency No. 14	Ceadâr-Lunga
Constituency No. 15	Cimişlia
Constituency No. 16	Comrat
Constituency No. 17	Criuleni
Constituency No. 18	Donduşeni
Constituency No. 19	Drochia
Constituency No. 20	Dubăsari
Constituency No. 21	Edineţ
Constituency No. 22	Făleşti
Constituency No. 23	Floreşti

2

Constituency No. 24	Glodeni
Constituency No. 25	Grigoriopol
Constituency No. 26	Hîncești
Constituency No. 27	Ialoveni
Constituency No. 28	Leova
Constituency No. 29	Nisporeni
Constituency No. 30	Ocnîța
Constituency No. 31	Orhei
Constituency No. 32	Rezina
Constituency No. 33	Rîbnița
Constituency No. 34	Rîșcani
Constituency No. 35	Sîngerei
Constituency No. 36	Slobozia
Constituency No. 37	Soroca
Constituency No. 38	Strășeni
Constituency No. 39	Șoldănești
Constituency No. 40	Ștefan-Vodă
Constituency No. 41	Taraclia
Constituency No. 42	Telenești
Constituency No. 43	Ungheni
Constituency No. 44	Vulcănești

2. The borders of the constituencies shall correspond to the territorial unit, as provided by the Law on Administrative-Territorial organization of the Republic of Moldova.

Chairperson of the Central Election Commission Vasile Pascari

Secretary of the Central Election Commission Valeria Sterbet

Chișinău, January 27, 1995, No.10

RESOLUTION

ON THE SCHEDULE CONCERNING ORGANIZING AND CARRYING OUT THE LOCAL ELECTIONS

The Central Election Commission adopts the present resolution:

1. The schedule concerning organizing and carrying out the local election has been adopted (see attached).

Chairperson of the Central Election Commission Vasile Pascari

Secretary of the Central Election Commission Valeria Sterbet

Chişinău, January 28, 1995, No.13

2

*APPROVED
by the Central Election
Commission January 28, 1995*

SCHEDULE

CONCERNING THE ORGANIZING AND CARRYING OUT THE LOCAL ELECTIONS

2

Electoral Measures	Art.	Term of Implementation	Implemented by
Determining the election date	7	April 16, 1995	Parliament
Constituting the Central Election Commission – electing the Judges – appointing the representatives of the Prosecutor's Office	11	up to 21. 01. 95 23. 01. 95	Supreme Court Prosecutor's Office
Presenting the list of parties and social-political organizations to the Central Election Commission	6 (1)	23. 01. 95	Ministry of Justice
Presenting the declarations to the Central Election Commission by the parties and social-political organizations, and electoral blocs, which are going to take part in the elections	6 (2)	26. 01. 95	parties, social-political organizations, electoral blocs
Appointing the representatives of the parties, social-political organizations, and electoral blocs to the Central Election Commission	11 (7)	26. 01. 95	parties, social-political organizations, electoral blocs
Constituting the district and municipal electoral commissions	12 (1)	28. 01. 95	Central Election Commission

Constituting the city and village (commune) electoral commissions	12 (2)	01. 02. 95	District and municipal electoral commissions
Constituting the electoral commissions of the polling stations	12 (2)	16. 03. 95	District and municipal commissions
Numbering the constituencies for electing the city and village (commune) councils and the city and village (commune) mayoralties and informing the population	8 (3)	30. 01. 95	District and municipal commissions
Constituting the polling stations in towns (municipalities) and villages (communes)	9 (2)	16. 02. 95	District and municipal commissions
Numbering the polling stations situated in the corresponding constituencies, settling the exact place and informing the people about it.	9 (3)	16. 02. 95	District and municipal commissions
Appointing the representatives of the political parties, social-political organizations and electoral blocs to the electoral commissions: – district, municipal – city, village (commune) – polling stations	12 (6)	03. 02. 95 03. 02. 95 06. 02. 95 21. 03. 95	Parties, social-political organizations, electoral blocs
Nominating candidates for councils and mayoralties: – district, municipal council – city, village (commune) council – city, village (commune) mayoralties	21	03.02.95–16.03.95 06.02.95–16.03.95	Parties, social-political organizations, electoral blocs, independent candidates
Registering the candidates for councils and mayoralties	26 (1)	07.02.95–26.03.95	District, city, municipal, village (commune) commissions

Presenting the electoral lists to the electoral polling commissions	28 (4)	01. 04. 95	Mayoralties
Recording the ballot papers	33 (4)	06. 04. 95	district, city (municipal), village (commune) electoral commissions
Passing the ballot papers to the electoral commissions of the polling stations	33 (4)	13. 04. 95	district, city (municipal), village (commune) electoral commissions
Organizing and carrying out the elections on April 16, 1995 from 7:00 a.m.– till 7:00 p.m.	42 (1)	16. 04. 95	Election commissions of the polling stations
Establishing the results of the elections	48–50	after the elections	Election commissions of the polling stations
Presenting the minutes of the electoral commissions of the polling stations to the electoral commissions of the constituencies	49 (1)	17. 04. 95	Election commissions of the polling stations
Presenting the minutes for the election of the council and the Mayor to the Central Election Commission and to the Court	53 (2,3)	18. 04. 95	District and municipal commissions
Adopting the resolution concerning the legality of the elections and mandates validation of the counsellor and the Mayor; confirming the lists of the independent candidates	54 (1)	26. 04. 95	The Court

The Central Election Commission

RESOLUTION

CONCERNING TIRASPOL AND BENDER MUNICIPALITIES AND DISTRICT EXECUTIVE COMMITTEES FROM CAMENCA, RÎBNIȚA, GRIGORIOPOL AND SLOBOZIA

According to Art. 12 of the Law on Local Elections, the Central Election Commission will constitute the district and municipal electoral commissions within 5 days from the formation day, according to the suggested candidatures by the Authority of Local Public Administration.

The Central Election Commission was constituted on January 23, 1995. On the basis of the time established by the Law, the majority of the Municipalities and district executive committees have presented necessary materials for the formation of the corresponding electoral commissions. The executive committees from Camenca, Rîbnița, Grigoriopol, and Slobozia have not presented them.

Thus, the Authorities of Public Administration of the above-mentioned localities have tried to stop the preparation and carrying out of the Local Elections, and to create obstacles to the free exercise by the citizens of these regions of the right to elect and to be elected in the Local Authorities, in accordance with the Law.

Taking into consideration what has been said before, the Central Election Commission

DECIDES:

1. to ask immediately the Government of the Republic of Moldova, together with the district executive committees from Camenca, Grigoriopol, Rîbnița, and Slobozia and the Municipalities of Bender and Tiraspol to take necessary measures concerning the preparation and carrying out of the Elections in these regions, in accordance with the Law on Local Elections from December 7, 1995.
2. to require the Public Administrative Authorities of Tiraspol and Bender Municipalities, Camenca, Grigoriopol, Rîbnița and Slobozia districts, to present the nominations to the Central Election Commission, in order to create the district and municipal electoral commissions.
3. to inform the General Prosecutor of the Republic of Moldova about the refusal of the district executive committees and the above-mentioned Mayoralties to implement the Law on Local Elections, in order to take measures, and inform the Central Election Commission about this.

Chairperson of the Central Election Commission Vasile Pascari

Secretary of the Central Election Commission Valeria Sterbet

Chișinău, February 2, 1995, No.14

RESOLUTION

ON THE PRINCIPLE FOR ESTABLISHING THE TIMETABLE FOR THE ELECTORAL CAMPAIGN AND ON DISTRIBUTION OF BROADCAST TIME ON NATIONAL RADIO AND TV "TELERADIO-MOLDOVA"

1. According to Art. 35, items 1 and 2 of the Law on Local Elections, the Central Election Commission establishes that electoral broadcast on National Radio and TV of the Republic of Moldova are to be implemented in two main stages:

Stage I: up to March 16, 1995

Stage II: March 16 – April 15, 1995

2. The timetable for the electoral campaign and the distribution of broadcast time are to be fixed separately for each stage by a special resolution of the Central Election Commission in coordination with the national radio and TV administration.
3. Broadcast time for Stage I will be allotted to parties, socio-political organizations and electoral blocs which have registered their lists of candidates with the Central Election Commission.
4. Time will be allotted monthly, equally and at the same hour. The same procedure will apply to Stage II from March 16, 1995 through April 15, 1995.
5. The time allotted to parties, socio-political organizations, electoral blocs and independent candidates according to the timetable approved by the Central Election Commission which is not used will be forfeited and cannot be restituted.
6. Broadcast time is fixed for independent candidates after registration during Stage II according to Art. 35 of the Law on Local Elections.

Chairperson of the Central Election Commission Vasile Pascari

Secretary of the Central Election Commission Valeria Sterbet

Chişinău, February 8, 1995, No.18

RESOLUTION

CONCERNING THE DECLARATION OF THE POPULAR PARTY "VATAN" CONCERNING ITS PARTICIPATION IN THE LOCAL ELECTIONS OF THE REPUBLIC OF MOLDOVA

In accordance with Article 6 (2) of the Law of the Republic of Moldova on local elections, the parties, social-political organizations and electoral blocs, which intend to take part in the Elections shall make a declaration to the Central Election Commission within 10 days from the date that the election day is announced.

From all these provisions of the above Law, it comes out that the term of making declarations of participation in the Elections expired on January 27, 1995.

The Popular Party "VATAN" made the declaration for participation in the elections to the Central Election Commission on February 16, 1995, i. e. beyond the term provided by the Law of the Republic of Moldova on Local Elections.

Moreover, in accordance with article 6 (1) of the above-mentioned Law, the list of the candidates for the district, city (municipality), and village (commune) commissions shall be nominated, as well as for the mayors of the cities and villages (communes) shall be presented by the parties and social-political organizations officially registered before the date that the election day is announced, and by their electoral blocs.

But the Popular Party "VATAN" was registered at the Ministry of Justice of the Republic of Moldova on February 9, 1995, after the day when election day is announced.

Taking into consideration the above-mentioned facts, the Central Election Commission

DECIDES:

Not to accept the declaration of the Popular Party "VATAN" concerning its participation in the April 16, 1995, Local Elections in the Republic of Moldova.

Chairperson of the Central Election Commission Vasile Pascari

Secretary of the Central Election Commission Valeria Sterbet

Chişinău, February 22, 1995, No.31

RESOLUTION

ON INSTRUCTIONS FOR MUNICIPAL, DISTRICT, CITY AND VILLAGE ELECTORAL COMMISSIONS CONCERNING THE METHOD OF ASSIGNING THE COUNCILLOR MANDATES

**According to Article 16 (a) of the Law on Local Elections,
the Central Election Commission adopts the present
Resolution.**

2

The Central Election Commission adopts the instructions for the district, municipal, city and village electoral commissions concerning the way of assigning councillor mandates.

Chairperson of the Central Election Commission Vasile Pascari

Secretary of the Central Election Commission Valeria Sterbet

Chişinău, February 22, 1995, No.32

INSTRUCTIONS

FOR DISTRICT, MUNICIPAL, CITY AND VILLAGE ELECTORAL COMMISSIONS

The way of assigning councillor mandates

According to Article 51 of the Law on Local Elections, assigning councillor mandates to the parties, social-political organizations and electoral blocs shall be done by a successive division of the number of votes, validly expressed for each party, social-political organization and electoral bloc, by 1, 2, 3, 4...etc., up to the number of mandates established for the corresponding constituency.

Out of the results of all the divisions, and out of the number of valid votes expressed for the independent candidates, the numbers for assigning shall be equal to the numbers of the mandates assigned for the constituency. The numbers of the mandates to be assigned to the party correspond to the decreasing numbers of the party.

The independent candidate shall be appointed if the numbers of valid votes expressed in his favor shall be in the decreasing chain.

PATTERN 1: In the village constituency the number of valid votes expressed is 3500. The number of mandates for the village councillors is 13. Three parties (A, B, C) and 2 independent candidates (#1, #2) take part in the elections.

The votes are distributed in the following way: A — 650, B — 700, C — 1000, #1 — 550, #2 — 600.

Successive Distribution

	A — 650	B — 700	C — 1000
1.	<u>650</u>	<u>700</u>	<u>1000</u>
2.	<u>325</u>	<u>350</u>	<u>500</u>
3.	<u>217</u>	<u>233</u>	<u>333</u>
4.	163	175	<u>250</u>
5.	150	140	<u>200</u>
6.	108	117	167
7.	93	100	143
8.	81	88	125
9.	72	78	111
10.	65	70	100
11.	59	64	91
12.	54	58	83
13.	50	54	77

In decreasing order:

1.	1000	Party C
2.	700	Party B
3.	650	Party A
4.	600	Independent candidate. #2
5.	550	Independent candidate. #1
6.	500	Party C
7.	350	Party B
8.	333	Party C
9.	325	Party A
10.	250	Party C
11.	233	Party B
12.	217	Party A
13.	200	Party C

If the last undistributed mandate has claimants with the same number of votes, the electoral commission of the constituency shall assign it by casting lots, and afterward the electoral commission shall write a report.

Distribution of the Mandates

Party A = 3 mandates (#3, #9, #12)

Party B = 3 mandates (#2, #7, #11)

Party C = 5 mandates (#1, #6, #8, #10, #13)

Independent candidate #1 = (#5)

Independent candidate #2 = (#4)

Total: 13 mandates

PATTERN 2: The number of votes in the city constituency is 20050. The number of mandates for city councillors is 21.

Four parties and 3 independent candidates (#1, #2, #3) take part in elections (A, B, C, D)

The votes are distributed as follows:

A — 3500, B — 6000, C — 4200, D — 2800,

#1 — 2000, #2 — 1000, #3 — 550

Successive Division:

	A — 3500	B — 6000	C — 4200	D — 2800
1.	<u>3500</u>	<u>6000</u>	<u>4200</u>	<u>2800</u>
2.	<u>1750</u>	<u>3000</u>	<u>2100</u>	<u>1400</u>
3.	<u>1167</u>	<u>2000</u>	<u>1400</u>	<u>933</u>
4.	<u>875</u>	<u>1750</u>	<u>1050</u>	700
5.	700	<u>1200</u>	<u>840</u>	560
6.	583	<u>1000</u>	700	467
7.	500	<u>857</u>	600	400
8.	438	750	525	350
9.	389	667	467	311
10.	350	600	420	280
11.	318	545	382	255
12.	292	500	350	233
13.	269	462	323	215
14.	250	429	300	200
15.	233	400	280	187
16.	219	375	263	175
17.	206	353	247	165
18.	194	333	233	156
19.	184	316	221	147
20.	175	300	210	140
21.	167	285	200	133

In Decreasing order

1.	6000	Party B
2.	4200	Party C
3.	3500	Party A
4.	3000	Party B
5.	2800	Party D
6.	2100	Party C
7.	2000	Party B
8.	2000	Independent Candidate #1
9.	1750	Party A

10.	1500	Party B
11.	1400	Party C
12.	1400	Party D
13.	1200	Party B
14.	1167	Party A
15.	1050	Party C
16.	1000	Party B
17.	1000	Independent Candidate #2
18.	933	Party D
19.	875	Party A
20.	875	Party B
21.	840	Party C

Assigning the Mandates

Party A = 4 (#3, #9, #14, #19)

Party B = 7 (#1, #4, #7, #10, #13, #16, #20)

Party C = 5 (#2, #6, #11, #15, #21)

Party D = 3 (#5, #12, #18)

Independent Candidate #1 = 1 (#8)

Independent Candidate #2 = 1 (#17)

Total: 21 mandates

PATTERN 3: In the district constituency the number of valid votes expressed is 505000. The number of the mandates for district councillors is 27.

Nine parties (A, B, C, D, E, F, G, H, I) and 10 independent candidates (#1, #2, #3, #4, #5, #6, #7, #8, #9, #10) take part in the elections.

The votes are distributed as follows: A — 16500, B — 8100, C — 5600, D — 3300, E — 4700, F — 2150, G — 3900, H — 2800, I — 3000, #1 — 1050, #2 — 540, #3 — 970, #4 — 780, #5 — 450, #6 — 2300, #7 — 1900, #8 — 380, #9 — 1200, #10 — 880.

Successive Division

A	B	C	D	E	F	G	H	I
<u>16500</u>	<u>8100</u>	<u>5600</u>	<u>3300</u>	<u>4700</u>	<u>2150</u>	<u>3900</u>	<u>2800</u>	<u>300</u>
<u>8250</u>	<u>4050</u>	<u>2800</u>	<u>1650</u>	<u>2350</u>	1075	<u>1950</u>	1400	1500
<u>5500</u>	<u>2700</u>	<u>1867</u>	1100	1567	717	1300	933	1000
<u>4125</u>	<u>2025</u>	1400	825	1175	538	975	700	750
<u>3300</u>	1620	1120	660	940	430	780	560	600

<u>2750</u>	1350	933	550	783	358	650	467	500
<u>2357</u>	1157	800	471	671	307	557	400	429
<u>2063</u>	1013	700	413	588	269	488	350	375
<u>1833</u>	900	622	367	522	239	433	311	333
<u>1650</u>	810	560	330	470	215	390	280	300
1500	736	509	300	427	195	355	255	273
1375	675	467	275	392	179	325	233	250
1269	623	431	245	362	165	300	215	231
1179	579	400	236	336	154	279	200	214
1100	540	373	220	313	143	260	187	200
1031	506	350	206	294	134	244	175	188
971	476	329	194	276	126	229	165	176
917	450	311	183	261	119	217	156	167
868	426	295	174	247	113	205	147	158
825	405	280	165	235	108	195	140	150
786	386	267	157	224	102	186	133	143
750	368	255	150	214	98	177	127	136
717	352	243	143	204	93	170	122	130
688	338	233	138	196	90	163	117	125
660	324	224	132	188	86	156	112	120
630	312	215	127	181	83	150	108	115
611	300	207	122	174	80	144	104	111

In Decreasing order

1.	16500	Party A
2.	8250	Party A
3.	8100	Party B
4.	5600	Party C
5.	5500	Party A
6.	4700	Party E
7.	4125	Party A
8.	4050	Party B
9.	3900	Party G
10.	3300	Party A
11.	3300	Party D
12.	3000	Party I

13.	2800	Party C
14.	2800	Party H
15.	2750	Party A
16.	2700	Party B
17.	2357	Party A
18.	2350	Party E
19.	2300	Independent Candidate #6
20.	2150	Party F
21.	2063	Party A
22.	2025	Party B
23.	1950	Party G
24.	1900	Independent Candidate #7
25.	1867	Party C
26.	1833	Party A
27.	1650	Party A
	1650	Party D

} *Party D wins by casting lots*

Assigning the Mandates

Party A = 9 (#1, #2, #5, #7, #10, #15, #17, #21, #26)

Party B = 4 (#3, #8, #16, #22)

Party D = 2 (#11, #27)

Party E = 2 (#6, #18)

Party F = 1 (#20)

Party G = 2 (#9, #23)

Party H = 1 (#14)

Party I = 1 (#12)

Independent Candidate #6 = 1 (#19)

Independent Candidate #7 = 1 (#21)

Note: In the consecutive divisions, the list of the independent candidates with the number of valid votes expressed in decreasing order will be assigned the mandates, and the list of the elected councillors shall be attached to the minutes of the corresponding electoral commission.

RESOLUTION

ON EXCLUDING THE REPUBLICAN PARTY OF MOLDOVA FROM THE LIST OF THE PARTIES, SOCIO- POLITICAL ORGANIZATIONS AND ELECTORAL BLOCS PARTICIPATING IN THE LOCAL ELECTIONS

On the basis of the decision of the Republican Party of Moldova of February 22, 1995, the Central Election Commission adopts the present Resolution.

The Central Election Commission shall exclude the Republican Party from the list of the parties, social-political organizations and electoral blocs, participating in the local elections.

Chairperson of the Central Election Commission Vasile Pascari

Secretary of the Central Election Commission Valeria Sterbet

Chişinău, March 7, 1995, No.34

2

RESOLUTION

CONCERNING THE MODEL OF THE BALLOT PAPER FOR THE LOCAL ELECTIONS

According to Articles 16 (d), 31 (1) of the Law on Local Elections, the Central Election Commission adopts the present Resolution;

1. The Central Election Commission adopts the model of the Ballot Paper for the Local Elections (see the attached copy).

2









Chairperson of the Central Election Commission Vasile Pascari

Secretary of the Central Election Commission Valeria Sterbet

Chişinău, March 7, 1995, No.35

BALLOT PAPER
for electing the Mayor









April 16, 1995

	from the electoral bloc "The Alliance of Democratic Forces"	<input type="radio"/>
	from the Party of Communists of the Republic of Moldova	<input type="radio"/>
	from the Social-Democratic Party of Moldova	<input type="radio"/>
	from the Electoral Bloc of the Socialist Party of Moldova and the "Edinstvo-Unity" Movement	<input type="radio"/>
	from the Economic Revival Party of Moldova	<input type="radio"/>
	from the National League of Moldova Youth	<input type="radio"/>
	from the Women's Association of Moldova	<input type="radio"/>
	from the Agrarian Democratic Party of Moldova Independent Candidate	<input type="radio"/>
	Independent Candidate	<input type="radio"/>
	Independent Candidate	<input type="radio"/>

2

BALLOT PAPER
for electing the Council

April 16, 1995

	from the electoral bloc "The Alliance of the Democratic Forces" _____ candidates	<input type="radio"/>
	from the Party of Communists of the Republic of Moldova _____ candidates	<input type="radio"/>
	from the Social-Democratic Party of Moldova _____ candidates	<input type="radio"/>
	from the Electoral Bloc of the Socialist Party of Moldova and the "Edinstvo-Unity" Movement _____ candidates	<input type="radio"/>
	from the Economic Revival Party of Moldova _____ candidates	<input type="radio"/>
	from the National Youth League of Moldova _____ candidates	<input type="radio"/>
	from the Women's Association of Moldova _____ candidates	<input type="radio"/>
	from the Agrarian Democratic Party of Moldova _____ candidates	<input type="radio"/>
_____ Independent Candidate		<input type="radio"/>
_____ Independent Candidate		<input type="radio"/>

RESOLUTION

CONCERNING THE APPROVAL OF THE ELECTORAL POSTER FOR THE LOCAL ELECTIONS

According to Article 16 (d) of the Law on Local Elections the Central Election Commission

DECIDES:

To approve the electoral poster for the Local Elections (see the attached sample).

Chairperson of the Central Election Commission Vasile Pascari

Secretary of the Central Election Commission Valeria Sterbet

Chişinău, March 7, 1995, No.42

2

The electoral poster for the Local Elections

Fiecare vot contează!

Fundația Internațională pentru Sisteme Electorale

Comisia Electorală Centrală

**MOLDOVA
MOLDOVA
MOLDOVA**

16 aprilie 1995
ALEGEȚI ORGANELE PUTERII LOCALE

RESOLUTION

ON ADOPTING THE INSTRUCTIONS CONCERNING DRAWING UP, CERTIFYING AND SUBMITTING THE LISTS OF THE SUPPORTERS OF INDEPENDENT CANDIDATES

According to Article 16(d) of the Law on Local Elections, the Central Election Commission adopts the present Resolution:

1. The Central Election Commission shall adopt the Instructions on drawing up, certifying and submitting the lists of the supporters of independent candidates for Councillor, or Mayor.
2. The Resolution enters into force from the day of its adoption.

Chairperson of the Central Election Commission Vasile Pascari

Secretary of the Central Election Commission Valeria Sterbet

Chişinău, March 14, 1995, No.44

2

INSTRUCTIONS

ON DRAWING UP, CERTIFYING AND SUBMITTING THE LISTS OF THE SUPPORTERS OF THE INDEPENDENT CANDIDATES AS A COUNCILLOR OR MAYOR

- 2**
1. In accordance with Article 25 of the Law on Local Elections, the citizens of the Republic of Moldova can nominate themselves as an independent candidate, if they are supported by 2% of the voters of the Constituency, divided by the number of the mandates, but not less than 50 persons; as well as for the election of the Mayors, in case they are supported by 4% of the voters of the same Constituency, divided by the number of the mandates for the corresponding council, but not less than 150 persons.

Any citizen of the Republic of Moldova who has reached 21 years of age by the day of the Elections, and has been a resident of the Republic of Moldova during at least the last 2 years can be elected as a Councillor. A Mayor can be any citizen of the Republic of Moldova, who has reached 25 years of age by the day of the Elections and has been a resident of the Republic of Moldova during at least the last 5 years.

2. An independent candidate shall hand in the list of his supporters to the Election Commission of the corresponding Constituency, with the necessary number of signatures of the voters supporting the candidate.

Counting the number of the voters signatures for the independent candidate as a Councillor or as a Mayor shall be done in accordance with the instructions adopted in the Resolution of the Central Election Commission of 07/03/95.

The list of the supporters for the independent candidate is an official document with all the consequences provided by the Law, and shall correspond to the model approved by the Central Election Commission. Lists made spontaneously shall be also accepted, but they must correspond to the provisions of the Article 25 (4) of the Law on Local Elections.

4. The persons described in Art. 4 of the Law on Local Elections shall not be able to support the independent candidate.
5. The list of supporters shall be made by the independent candidate, or by the person chosen or authorized by him. The collecting of signatures shall end 30 days before the date of the Elections.

In the list the names of the supporters, the series and the number of the identity card, place of, the date of signing, and the signature of the supporter should be written.

The voter shall sign only supporting one single candidate for the Elections as a Councillor or a Mayor.

The identity card can be either the passport or any identity card that can replace the passport: the diplomatic passport, or the business passport, and for members of the military — the military card.

7. If the person is running for elections as a Councillor and Mayor, the lists with the necessary number of supporters shall be drawn up separately.

The supporters shall sign the list themselves. Signating for other people is not permitted.

The supporters shall be numbered beginning with No. 1 on the first page and continuing on the back of the page.

The back of each page signed by the supporters shall be certified by the Mayor or in his absence — by the Vice-Mayor, of the locality where the supporters are living. He must verify all the supporters are living on this territory.

8. The lists of the supporters shall be drawn up without corrections. In the case of mistakes, additions or other corrections, the independent candidate or the Mayor will note this and will certify the lists by a signature and an official stamp.
9. The unreasonable refusal of the Mayor or the Vice-Mayor to certify the lists of the supporters can be contested at the Election Commission of the Constituency or in a court of law.
10. The Election Commissions of the Constituencies shall have the right to verify the authenticity of the signatures on the list of supporters. The independent candidate is responsible for respecting the way of drawing up the lists and the authenticity of the signatures of the supporters.
11. When the lists of the supporters do not correspond to the Law, or something has been falsified, the candidates for the post of Councillor or Mayor shall not be registered. If some falsifications have been noticed after the registration, the registration shall be cancelled.

The following shall be considered to be falsifications:

- including in the lists: the signatures of the people who are not citizens of the Republic of Moldova, persons that do not have the right to vote, fictitious persons or people who do not live on the territory of the given locality;
 - one person signing the list in the place of another (even if the persons concerned are relatives);
 - signing for supporting 2 or more candidates by one single person. In this case, the signature in supporting the second and all other candidates shall be considered to be false.
12. Verification of the lists of supporters shall be carried out by a group of not more than 2 members from the Election Commission, where each irregularity shall be noted in a document signed by them, and by the person who committed the irregularity in question.
13. Falsification of signatures on the lists of supporters of independent candidates is punishable by law.

The Election Commission of the Constituency retains the right, if the falsifier is discovered, to draw up an official report and to send it for further investigation under law.

RESOLUTION

CONCERNING THE FULFILLMENT OF THE DUTIES IN ORGANIZING AND CONDUCTING THE LOCAL ELECTIONS BY THE MINISTRY OF INFORMATION AND TELECOMMUNICATIONS, AND THE "MOLDENERGO" STATE COMPANY

2

The Central Election Commission has noticed that during its activity, the Ministry of Information Science, Information and Telecommunications and the "Moldenergo" State Company have not assured the preparation for organizing and conducting of the Local Elections.

In the following districts: Hîncești, Ialoveni, Căinari, Leova, Ocnița, Strășeni, Soroca, Criuleni, Florești, Vulcănești, Glodeni, Nisporeni, etc. the telephone network and the local radio station are usually stopped, and in 2991 localities of the republic the radio is not working at all.

The energy resource services daily disconnect the electricity during the broadcast time offered to the parties, social-political organizations, electoral blocs and independent candidates, which negatively influences the process of electoral campaigning.

The Electoral Bloc "The Alliance of Democratic Forces" has commented to the Central Election Commission about the insufficient provision for the electoral campaign by the "Moldenergo" State Company.

The Central Election Commission has examined the information of G.Dragudanov, L.Chiriac, V.Cotofana — representatives of the Ministry of Information Science, Information and Telecommunications and V.Codita — representative of the "Moldenergo" State Company in this question.

The representative of the corresponding Ministry has underlined that the "Moldtelecom" subdivision will do its best to ensure that all polling stations have a telephone network. As far as the radio broadcast goes, the reason it does not work is the disconnection of electricity. The representative of the Company has stated that the disconnection of electricity takes place because of lack of fuel at the Companies' Stations.

In accordance with Art. 16 (e) of the Law on Local Elections, the Central Election Commission

DECIDES:

1. To take an act of information from the Ministry of Information Science, Information and Telecommunications and the "Moldenergo" State Company.
2. To require the Ministry of Information Science, Information and Telecommunications (Mr. Casian) to assure a normal functioning of the telephone network at the Constituencies, polling stations, and broadcasting on the whole territory of the Republic of Moldova.

3. To require the "Moldenergo" State Company (Mr. Iconnicov) to ensure electricity during broadcasting time afforded to the parties, social-political organizations, electoral blocs and the independent candidates, according to the decision of the Election Commission of 08.02.95. No.19.
4. To forbid people and legal entities from interrupting the radio broadcasts.
5. The Ministry of Information Science, Information and Telecommunications and the "Moldenergo" State Company are to inform the Central Election Commission about measures taken up to 31.03.95.
6. The Government of the Republic of Moldova shall be aware of the present Resolution in order to ensure its implementation.

Chairperson of the Central Election Commission Vasile Pascari

Secretary of the Central Election Commission Valeria Sterbet

Chişinău, March 16, 1995, No.46

2

RESOLUTION

CONCERNING THE TV AND RADIO ELECTORAL SPOTS FOR THE APRIL 16, 1995, LOCAL ELECTIONS

According to Article 16 (d; e) of the Law on Local Elections, the Central Election Commission adopts the present resolution:

1. The Central Election Commission approves the TV electoral spots for the April 16, 1995 Local Elections, according to the agreed film scripts (see attached No: 1; 2; 3) and two technical spots (the polling process and the electoral poster).
2. The Central Election Commission approves the Radio electoral spots (No: 1; 2; 3; 4) for the April 16, 1995 Local Elections. (see the attached radio plays).
3. The Central Election Commission shall oblige the State Company "TELERADIO-Moldova" to ensure the broadcasting of these spots within the information programs according to the schedule which has been agreed upon with the Central Election Commission.

Chairperson of the Central Election Commission Vasile Pascari

Secretary of the Central Election Commission Valeria Sterbet

Chişinău, March 16, 1995, No.52

RESOLUTION

ON THE TIMETABLE OF NATIONAL RADIO AND TV PROGRAMS AND THE DISTRIBUTION OF BROADCAST TIME AMONG PARTIES, SOCIO-POLITICAL ORGANIZATIONS, ELECTORAL BLOCS AND INDEPENDENT CANDIDATES FOR THE SECOND STAGE OF THE ELECTORAL CAMPAIGN

In conformity with Art. 35 (2) of the Law on Local Elections, the timetable for National Radio and TV programs and the distribution of broadcast time among parties, socio-political organizations, electoral blocs and independent candidates for the second stage of the electoral campaign is fixed according to Appendices 1 and 2.

2

Chairperson of the Central Election Commission Vasile Pascari

Vice-Chairperson of the Central Election Commission Alexandru Brenici

Chişinău, March 21, 1995, No.55

TIMETABLE

OF NATIONAL TV PROGRAMS FOR THE FIRST STAGE OF THE ELECTORAL CAMPAIGN (up to April 15, 1995)

National TV of the Republic of Moldova allots space for electoral programs to parties, socio-political organizations and electoral blocs as follows:

7:35 – 7:50 p.m. “ Buletin Electoral “ program

7:50 – 8:05 p.m.

2

Note:

On request, representatives of parties, socio-political organizations and electoral blocs are allotted 15 minutes twice a month, once during the weekend.

TIMETABLE

OF NATIONAL RADIO PROGRAMS IN THE FIRST STAGE OF THE ELECTORAL CAMPAIGN (up to March 16, 1995)

During the first stage of the electoral campaign, National Radio and TV of the Republic of Moldova allots broadcast time to parties, socio-political organizations and electoral blocs as follows:

Daily, Monday through Sunday on Channel 1:

7:10 a.m. – 7:30 a.m.	on radio program “Unda dimineții”, under the heading “Tribuna Electorală”, Romanian language;
7:30 p.m. – 8:00 p.m.	on radio program “Radiocurier”, heading “Tribuna Electorală”, Romanian language;
9:30 p.m. – 9:50 p.m.	on radio program “Aktual'nyi Mikrofon”, heading “Tribuna Electorală”, Russian language;
6:30 a.m. – 7:30 a.m.	on local radio programs, heading “Tribuna Electorală”
11:15 a.m. – 11:45 a.m.	on radio program “ Orașul și oamenii lui “ for Chișinău only.

Note:

1. Representatives of parties, socio-political organizations and electoral blocs are allotted 10 minutes broadcast time on the radio of the Republic of Moldova, and 5 minutes of local broadcast time.

RESOLUTION

CONCERNING THE REGULATIONS ON THE STATUTE OF THE PARTIES, SOCIAL-POLITICAL ORGANIZATIONS, ELECTORAL BLOCS, AND INDEPENDENT CANDIDATES FOR OBSERVING THE APRIL 16, 1995, LOCAL ELECTIONS IN THE REPUBLIC OF MOLDOVA.

The Central Election Commission adopts the present Resolution.

1. The Central Election Commission adopts the Regulations on the Statute of the parties, social-political organizations, electoral blocs, and independent candidates for observing the April 16, 1995, Local Elections in the Republic of Moldova.

2

Chairperson of the Central Election Commission Vasile Pascari

Vice-Chairperson of the Central Election Commission Alexandru Brenici

Chişinău, March 21, 1995, No.56

REGULATIONS

CONCERNING THE REGULATIONS ON THE STATUTE OF THE PARTIES, SOCIAL-POLITICAL ORGANIZATIONS, ELECTORAL BLOCS, AND INDEPENDENT CANDIDATES FOR OBSERVING THE, APRIL 16, 1995, LOCAL ELECTIONS IN THE REPUBLIC OF MOLDOVA.

1. In accordance with Article 37 of the Law on Local Elections for observing the conduct of the Elections, parties, social-political organizations, electoral blocs and independent candidates shall nominate one of their representatives to each polling station, who must be accredited at the Constituency Election Commission. The Application of accreditation shall be presented by the parties, social-political organizations, electoral blocs or independent candidates at least 5 days before the Elections.

The decision of the parties, social-political organizations, electoral blocs and independent candidates to appoint their representatives should be attached to the application for accreditation, indicating the name and surname of the representative and the number of the polling station, where he will work. The request of independent candidates can be certified by a notary, a mayor's office or by the administration of the candidate's place of work.

2. The Constituency Election Commissions shall examine the application regarding the accreditation of social-political formations and independent candidates within 2 days from the date of application. Each representative shall receive a certificate, a sample of which has been adopted by the Central Election Commission.
3. The representatives of parties, social-political organizations, electoral blocs and independent candidates shall have the rights to:
 - be inside the polling stations and be present during all polling procedures;
 - be present at the sessions of the electoral commissions, to address the Chairperson of the electoral Commission of the polling station, and to insist on discussing the irregularities he/she has noticed, but without disturbing the commission's activity;
 - take pictures and use video cameras;
 - study the electoral documents and make a summary, using their own funds;
 - be present during counting the votes;
 - be present at the meetings of the parties and political formations and independent candidates with the electorate, and other pre-electoral activities;
 - take part in press conferences and other activities of the mass-media.

4. The representatives of the parties, social-political organizations, electoral blocs and independent candidates shall not have the right to:

- cause obstacles to the electorate during the poll;
- make agitation for or against the parties, social-political organizations, electoral blocs and the independent candidates participating in the Elections.

5. Violations by representatives of parties, social-political organizations, electoral blocs and independent candidates of the duties indicated in #4 of the present Regulations shall result in suspension of the accreditation by the electoral commission which has noticed the violation. In case of confirming the irregularity the accreditation shall stop, and the certificate shall be withdrawn. The decision of ending the accreditation shall be approved by the Constituency Election Commission.

2

In case of violation of one's duties on the day of the Elections, the representatives of parties, social-political organizations, electoral blocs and independent candidates shall be immediately removed from the polling station according to a decision of the Election Commission of the polling station.

RESOLUTION

CONCERNING THE REGULATIONS ON THE STATUS OF INTERNATIONAL OBSERVERS AND THE REPRESENTATIVES OF PRIVATE INSTITUTIONS AND ORGANIZATIONS, ACCREDITED AT THE MINISTRY OF FOREIGN AFFAIRS, FOR THE APRIL 16, 1995, LOCAL ELECTIONS IN MOLDOVA

The Central Election Commission adopts the present Resolution:

1. The Central Election Commission approves the Regulations on the Status of International Observers and representatives of private institutions and organizations, accredited at the Ministry of Foreign Affairs for the April 16, 1995, Local Elections in Moldova.

2

Chairperson of the Central Election Commission Vasile Pascari

Vice-Chairperson of the Central Election Commission Alexandru Brenici

Chişinău, March 21, 1995, No.57

REGULATIONS

on the Status of International Observers and representatives of private institutions and organizations, accredited at the Ministry of Foreign Affairs, for the April 16, 1995, Local Elections in Moldova

1. The process of accreditation of international observers and representatives of private institutions and organizations.
 - 1.1. International governmental and non-governmental organizations, as well as private foreign persons having special training in the sphere of human rights and the preservation of freedom, which would like to take part in observing the electoral campaign, shall be accredited by filling in application forms at the Ministry of Foreign Affairs, in accordance with Article 37 (1) of the Law on Local Elections.
 - 1.2. The international observer and the representative of private institutions and organizations shall present the accreditation document to the Central Election Commission in order to be registered.
 - 1.3. The term period for the international observer and the representative of private institutions and organizations shall not be longer than the term period written on the accreditation card issued by the Central Election Commission, according to the approved model. In case of repeated Elections or new Elections, the term period can be extended at the request of the observer.
2. The rights and duties of the international observer, the representative of private institutions and organizations during the Electoral Campaign.
 - 2.1. The foreign observer and the representative of private institutions and organizations shall have the right to:
 - be present inside the polling stations in order to observe the voting procedures;
 - observe sessions of the electoral commissions, and if any irregularities take place, address the Chairperson of the Election Commission of the polling station. However, the observers must not interfere with the Election Commission or disturb its work;
 - take pictures and use video cameras;
 - study electoral materials and make copies and a summary, using their own funds;
 - observe during vote counting.
 - 2.2. The foreign observers and the representatives of private institutions and organizations shall have the right to address the mass-media and organize press conferences, without violating the law.

3. The guarantees of the international observers and the representatives of the private institutions' and organizations' activity during the electoral Campaign.
- 3.1. During the Electoral Campaign the international observers and the representatives of private institutions and organizations shall be legally protected by the Republic of Moldova.
- 3.2. The foreign observers and the representatives of private institutions and organizations shall pay their own expenses or shall be supported by the person who has delegated them.
- 3.3. The Election Commissions and the Ministry of Foreign Affairs of the Republic of Moldova shall provide necessary assistance to international observers and representatives of private institutions and organizations while exercising their functions, in accordance with chapter 2 of the present Regulations.
4. The responsibility of international observers and representatives of private institutions and organizations.
- 4.1. The international observers and the representatives of private institutions and organizations shall not have the right to use their accreditation for other reasons than for the Elections.
- 4.2. Violating the conditions of accreditation and the legislation of the Republic of Moldova, or the generally known norms of international law, shall cause the Central Election Commission to suspend the accreditation of the international observers and the representatives of private institutions and organizations. In the case of the irregularity being confirmed, the accreditation shall be withdrawn. The decision of withdrawing the accreditation shall be taken by the Ministry of Foreign Affairs of the Republic of Moldova at the request of the Central Election Commission.
- 4.3. On Election day, the Election Commission of the polling station shall exclude any observer if any irregularities of the conditions of accreditation have been noticed.

RESOLUTION

CONCERNING THE RULES ON THE STATUS OF LOCAL OBSERVERS OF NON-GOVERNMENTAL ORGANIZATIONS OF THE REPUBLIC OF MOLDOVA FOR THE APRIL 16, 1995, LOCAL ELECTIONS

The Central Election Commission adopts the present Resolution on the basis of Art. 16 (j) and according to the Art. 37 (1) of the Law on Local Elections.

The Central Election Commission

DECIDES:

To approve the Regulations concerning the Status of local observers of the non governmental organizations of the Republic of Moldova during the April 16, 1995, Local Elections (the Regulations shall be attached).

Chairperson of the Central Election Commission Vasile Pascari

Secretary of the Central Election Commission Valeria Sterbet

Chişinău, March 1995. No.62

APPROVED

*by the decision of the Central
Election Commission from
March 28, 1996, No. 62*

REGULATIONS

CONCERNING THE STATUS OF THE LOCAL OBSERVERS OF NON-GOVERNMENTAL ORGANIZATIONS OF THE REPUBLIC OF MOLDOVA DURING THE APRIL 16, 1995, LOCAL ELECTIONS

2

1. According to Art. 37(1) of the Law on Local Elections, members of the non-governmental organizations properly registered at the Ministry of Justice and intending to participate in the elections as local observers, according to the statute, shall be accredited at least 10 days before the date of the elections.
2. The application for accreditation shall be attached to the list of the observers. They shall write their names and the names of the localities of polling stations they are to observe.
3. The term of the accreditation for the local elections shall not be written on the identification issued by the Central Election Commission. In case of repeated elections, the accreditation shall be extended if the observers ask the Central Election Commission for permission.
4. The local observer shall have the right to:
 - be present inside the polling stations in order to observe the voting procedures;
 - observe sessions of the electoral commissions and, if any irregularities take place, address the electoral commissions of the polling stations regarding the irregularities. However, observers must not interfere with the electoral commission or disturb its work;
 - observe during vote counting.
5. During the electoral campaign, the local observers shall be legally protected by the Republic of Moldova.
6. The local observers perform their activity during the election period not of the own funds, or on behalf of the organization which has designated them.
7. The electoral commission offers the local observers necessary assistance during exercising their functions, as provided by Article 4 of the present Regulations.
8. The local observers shall not have the right to use their status for actions other than observing the elections.

9. Violations of the conditions of the accreditation and of the laws of the Republic of Moldova committed by the local observers will result in the suspension of accreditation by the electoral commission, which has noticed the deviation, and, after confirming the irregularity, shall end the accreditation. The decision of removing the accreditation shall be adopted by the Central Election Commission on the recommendation of the electoral commission of the constituency.
10. Suspension from accreditation on the day of the elections shall immediately remove the corresponding observer from the polling station, upon the decision of the electoral commission of the polling station.

RESOLUTION

CONCERNING SOME MODIFICATIONS IN THE INSTRUCTIONS FOR THE ELECTION COMMISSIONS OF THE POLLING STATIONS "ON THE ESTABLISHMENT OF THE VOTING RESULTS AND COMPLETING THE MINUTES AT THE POLLING STATIONS"

The Central Election Commission adopted, through the Resolution of 03/28/95 No. 62, the Regulations concerning the Status of local observers of non-governmental organizations of the Republic of Moldova for the April 16, 1995, local elections. In paragraph 4, it says that the local observers have the right to be present during the counting of votes.

Taking into account the fact that this was not provided by the instructions for the electoral commissions of the polling stations, about the counting of votes and completing the minutes, the Central Election Commission

DECIDES:

Add to the instructions for the electoral commissions of the polling stations "On the establishment of voting results and completing the minutes", adopted by the Resolution of 03/16/95 No.42, the end of the first paragraph, chapter 1, shall be "...allowing the representatives of the parties, social-political organizations, electoral blocs and independent candidates, accredited for the local elections, local and foreign observers to be present during the procedures of vote counting".

Chairperson of the Central Election Commission Vasile Pascari

Secretary of the Central Election Commission Valeria Sterbet

Chişinău, April 13, 1995, No.74

2

RESOLUTION

CONCERNING THE CONTESTATION OF THE ELECTORAL BLOC "THE ALLIANCE OF DEMOCRATIC FORCES"

In accordance with Art. 16 (h) of the Law on Local Elections the Central Election Commission

ADOPTS:

1. To accept the act of contestation of the electoral bloc "The Alliance of Democratic Forces" concerning the fact that on April 15, 1995, in Chişinău a great number of loose papers were distributed in the bloc's name.
2. The Central Election Commission announces that according to the contestation of the "Alliance of Democratic Forces" and the information given by the leaders of this bloc, the loose papers issued on April 15, 1995, in Chişinău, both in Romanian and Russian, calling for a union with Romania do not belong to this electoral bloc.
3. The challenge made by the electoral bloc "The Alliance of Democratic Forces" shall be passed to the General Prosecutor's Office for an investigation and taking the necessary measures.

Chairperson of the Central Election Commission Vasile Pascari

Secretary of the Central Election Commission Valeria Sterbet

Chişinău, April 15, 1995, No.76

RESOLUTION

ON THE TIMETABLE OF NATIONAL RADIO AND TV PROGRAMS AND THE DISTRIBUTION OF BROADCAST TIME AMONG PARTIES, SOCIO-POLITICAL ORGANI- ZATIONS, ELECTORAL BLOCS AND INDEPENDENT CANDIDATES FOR REPEATED ELECTIONS

In conformity with Art. 57 of the Law on Local Elections on April 30, 1995 repeated elections will take place in the Republic of Moldova.

According to Art. 35 of the Law on Local Elections the timetable for national radio and TV programs and the distribution of broadcast time among parties, socio-political organizations, electoral blocs and independent candidates for the repeated elections is fixed according to Appendices 1 and 2.

2

Chairperson of the Central Election Commission Vasile Pascari

Vice-Chairperson of the Central Election Commission Alexandru Brenici

Chişinău, April 19, 1995, No.77

TIMETABLE

OF NATIONAL TV PROGRAMS FOR THE ELECTORAL CAMPAIGN (up to April 29, 1995)

National TV of the Republic of Moldova allots space for electoral programs to parties, socio-political organizations and electoral blocs for the repeated elections as follows:

7:35 p.m. – 7:50 p.m.

Note:

On request, representatives of parties, socio-political organizations and electoral blocs are allotted 10 minutes a month.

2

TIMETABLE

OF NATIONAL RADIO PROGRAMS FOR THE ELECTORAL CAMPAIGN (up to April 19, 1995)

During the electoral campaign and the repeated elections, National Radio and TV of the Republic of Moldova allots broadcast time to parties, socio-political organizations and electoral blocs as follows:

Daily, on Channel 1:

7:10 a.m. – 7:30 a.m.	on radio program “Unda dimineții”, under the heading “Electoral Tribune”, Romanian language;
7:10 a.m. – 7:30 a.m.	on radio program “Unda dimineții”, under the heading “Electoral Tribune”, Romanian language;
7:30 p.m. – 8:00 p.m.	on radio program “Radiocurier”, heading “Electoral Tribune”, Romanian language;
9:30 p.m. – 9:50 p.m.	on radio program “Aktual'nyi Mikrofon”, heading “Electoral Tribune”, Russian language;
6:30 a.m. – 7:30 a.m.	on local radio programs, heading “Electoral Tribune”
11:15 a.m. – 11:45 a.m.	on radio program “Orașul și oamenii lui” for Chișinău only.

Notes:

1. Representatives of parties, socio-political organizations and electoral blocs are allotted 10 minutes broadcast time on the radio of the Republic of Moldova, and 5 minutes of local broadcast time for the independent candidates as well.

RESOLUTION

of the Central Election Commission concerning the organization and conducting of new elections

In conformity with Art. 16 (a) of the Law on Local Elections, the Central Election Commission

ADOPTS:

1. The Central Election Commission approves the circular concerning the new elections on June 25, 1995 (see attached).
2. The Central Election Commission shall exclude paragraph #2 from chapter 1 of the decision of the Central Election Commission from April 20, 1995, #78 "Concerning some explanation of Article #57 and #58 of the Law on Local Elections".

Chairperson of the Central Election Commission Vasile Pascari

Secretary of the Central Election Commission Valeria Sterbet

Chişinău, April 26, 1995, No.79

CONCERNING THE PREPARATION AND CONDUCTING OF NEW ELECTIONS

According to Article. 58 p. 1 (a), new elections shall take place in the case that the established number of councillors has not been elected.

The established number means the number of councillors provided by Art. 14 of the Law on Local Public Administration.

On April 19, 1995, the Parliament of the Republic of Moldova explained the fact that, if only 2 candidates have been running for the mayor of the village (commune) during the April 16, 1995, local elections, and none of them received more than half of the votes cast, repeated elections should take place.

In the case that only one candidate has been running for mayor during the April 16, 1995, local elections, and did not receive more than half of the votes, then, according to the provisions of Chapter II, Section IV, new elections should take place.

New elections shall be announced on April 26, 1995, by the election commissions of the (village, communal, city, district) constituencies, formed in preparation for the April 16, 1995, local elections, and will take place on Sunday, June 25, 1995, in all the constituencies where new elections are to be held.

Presenting the lists with the names of the candidates running for the mayor shall be done between April 26, 1995, and 30 days before the election day; the registration of the candidates shall occur 20 days before the elections.

The procedure of presenting and registering candidates and challenges shall be done according to the provisions of section IV of the Law on Local Elections.

For conducting the elections, the electoral lists which have been made for the April 16, 1995, local elections shall be used.

The ballot papers shall be prepared and confirmed according to the provisions of the section VI of the Law on Local Elections.

The electoral campaign, the conduct of the elections, and establishing of the results of the elections shall be done according to the Law on Local Elections.

2

RESOLUTION

CONCERNING THE ANTICIPATED RESULTS OF THE APRIL 16, 1995, LOCAL ELECTIONS

On the basis of the minutes for electing the councillors and the mayors, in accordance with Art. 16 (g) of the Law on Local Elections, the Central Election Commission

DECIDES:

1. To take note of the anticipated results of the April 16, 1995 local elections. (See the copies attached).
2. Approve the text of the communique of the Central Election Commission concerning the anticipated results of the April 16, 1995, local elections. (see the copy attached).
3. Send the text of the communique to the mass media for publication and broadcasting.

Chairperson of the Central Election Commission Vasile Pascari

Secretary of the Central Election Commission Valeria Sterbet

Chişinău, April 27, 1995, No. 80

RESOLUTION

CONCERNING CONDUCTING REPEATED ELECTIONS IN COPANCA VILLAGE ELECTORAL CONSTITUENCY

Taking into account that according to the decision of the Slobozia district Court of April 28, 1995, the April 15, 1995, Local Elections have been declared invalid in Copanca Village electoral Constituency. In accordance with Art. 55 of the Law on Local Elections the Central Election Commission

DECIDES:

The Central Election Commission shall fix Repeated Elections in Copanca village electoral Constituency on May 14, 1995, for electing the Council and the Mayor.

Chairperson of the Central Election Commission Vasile Pascari

Secretary of the Central Election Commission Valeria Sterbet

Chişinău, May 2, 1995, No. 82

2

RESOLUTION

ON ESTABLISHING THE REPEATED ELECTIONS IN SOME VILLAGE ELECTORAL CONSTITUENCIES

With regard to the fact that

– the local elections of April 16, 1995, in the village electoral districts of Cașcalia and Zolotievca in Căinari district (for the councillor and mayoral elections, and for the mayoral elections, respectively), Năvîrneț in Fălești district (for the mayoral elections), Dobruja Veche and Rădoaia in Sîngerei district (for the mayoral elections, and for the councillor and mayoral elections, respectively), Chircăiești in Căușeni district (for the mayoral elections), Șofrîncani in Edineț district (for the councillor and mayoral elections);

– the courts have determined that fraud and other violations of the Law on Local Elections influenced the results of the vote;

– through the decisions of the district courts of Căinari (April 29, 1995), Fălești (April 28, 1995), Sîngerei (April 28, 1995), Căușeni (April 29, 1995), Edineț (April 28, 1995), and Glodeni (April 28, 1995), the legality of the elections in the electoral districts named above was not confirmed

in conformity with Art.55 of Law on Local Elections, the Central Election Commission adopts the present resolution:

1. The Central Election Commission shall declare the April 16, 1995, local elections to be invalid in the following village Constituencies:

1) For electing the Council:

Cașcalia village, Căinari district

Năvîrneț village, Fălești district

Rădoaia village, Sîngerei district

Șofrîncani village, Edineț district

Fundurii Vechi village, Glodeni district

2) For electing the Mayor

Cașcalia and Zolotievca villages, Căinari district

Năvîrneț village, Fălești district

Dobruja and Rădoaia villages, Sîngerei district

Chircăiești village, Căușeni district

Șofrîncani village, Edineț district

Fundurii Vechi village, Glodeni district

2. The Central Election Commission shall fix repeated elections on May 21, 1995 in the following village constituencies:

1) For electing the Council

Cașcalia village, Căinari district

Năvîrneț village, Fălești district

Rădoaia village, Sîngerei district

Șofrîncani village, Edineț district

Fundurii Vechi village, Glodeni district

2) For electing the Mayor

Cașcalia and Zolotievca villages, Căinari district

Năvîrneț village, Fălești district

Dobruja and Rădoaia villages, Sîngerei district

Chircăiești village, Căușeni district

Șofrîncani village, Edineț district

Fundurii Vechi village, Glodeni district

Chairperson of the Central Election Commission Vasile Pascari

Secretary of the Central Election Commission Valeria Sterbet

Chișinău, May 6, 1995, No.84

2

RESOLUTION

CONCERNING THE SUGGESTIONS OF THE CENTRAL ELECTORAL COMMISSION IN ORDER TO IMPROVE THE LAW ON LOCAL ELECTIONS

The Central Election Commission

DECIDES:

To approve the text of the suggestions to the Central Election Commission about the changes and additions in the Law. (see attached)

2

Chairperson of the Central Election Commission Vasile Pascari

Secretary of the Central Election Commission Valeria Sterbet

Chişinău, June 29, 1995, No. 98

APPROVED

*by the Resolution of the Central
Election Commission**No.98 From: 06/29/1995***TO THE PARLIAMENT OF THE
REPUBLIC OF MOLDOVA**

(Abridged and Interpreted)

In the process of organizing and carrying out the local elections, the Central Election Commission determined that it is necessary to improve the Law on Local Elections.

1. According to the spirit of the Law, candidates for the post of mayor and councillor must be permanent residents of the territory of the respective locality at the moment that the election date is fixed. However, the Law is not sufficiently clear in this regard. . . . (The CEC here recommends that changes be made in the language of Art. 3 to underscore the requirement that candidates have their permanent residence in the electoral districts in which they stand for election).
2. *(The CEC here recommends that Art. 4c be amended to reflect the fact that only criminals whose sentence has begun may be stripped of their electoral rights).*
3. During the elections, many complaints were made concerning the fact that mayors nominated certain persons to the local electoral commissions on the basis of personal interest, that is, by nominating persons (including close relatives) who would act so as to benefit them. . . . *(Taking account of such complaints, the CEC here recommends Art. 12 (3) be amended so that nominations for seats on local electoral commissions are made by district councils rather than by mayors. The CEC also recommends changing Art. 13 (2) to prohibit the relatives of mayors from sitting on local electoral commissions).*
4. In Art. 15 (4), it is not clear how decisions of the Central Election Commission are to be contested and which decisions of local electoral commissions can be contested in superior electoral commissions or in the courts. We consider that the decision of the Central Election Commission should be final, but the decisions of other commissions of any character should be able to be contested in a superior electoral commission or in the courts, with the exception of decisions concerning the registration of candidates (Art. 26 (3)).
5. *(The CEC here recommends that it be given the power to approve the text of the official poster announcing the elections and calling on the population to participate in the vote).*
6. In Section 4 of Chapter II of the Law, it is necessary to indicate that judges, prosecutors, and persons who work for the Ministry of Internal Affairs can stand for the post of councillor or mayor on behalf of a party, socio-political organization or electoral bloc, but only if they suspend their activity at their place of work or are relieved of their posts. It is also necessary to indicate in this chapter that persons who have been stripped of their rights to hold executive/managerial posts cannot stand as candidates for councillor or mayor.

2

7. *(Here the CEC recommends that the law be made clearer on the fact that persons who already hold posts established according to the Law on Local Public Administration may stand as candidates for councillor, but that they must submit to their local electoral commission written document certifying that, if elected as a councillor, they will renounce their previous post).*
8. *(The CEC here recommends that Art. 35 (3) be amended to reflect the notion that state organs are not obligated to provide information to candidates which constitutes a state or commercial secret).*
9. *(The CEC here recommends that a minor change be made in Art. 37 (1) to reflect the fact that some non-governmental organizations in Moldova have the right to serve as local observers in elections by virtue of their statute registered with the Ministry of Justice. The CEC also recommends that a line be added to Art. 46 (2) to explain that, if a voter does not favor any of the candidates on the ballot, he should leave the entire ballot blank.)*
10. *(The CEC here recommends changing Art. 53 (3) to require district electoral commissions to submit their reports to the courts within three days. The reports of the district electoral commissions should include only documents concerning valid elections; documents regarding those ruled invalid by the local electoral commission are to be kept with the commission itself.) . . . These modifications would avoid delays in the presentation of the reports of electoral commissions to the courts and would specify exactly which materials are to be annexed to the report and in what way decisions of the commission are to be contested.*
11. Art. 55 and 56 of the Law stipulate that elections can be declared null or invalid in an entire electoral district or only in certain precincts. Art. 56 (3) of the Law stipulates that elections are considered null if half or less of the population participated in the vote.

It would be practically impossible to declare the elections valid for an entire district if, in several precincts, more than 50 percent of registered voters did not participate or fraud was committed. There is thus reason to clarify in the law when the definitive results of the elections are to be compiled if in some precincts fraud was discovered or less than 50 percent of registered voters participated.

12. As a rule, the decisions of judges concerning the results of the elections are in accordance with the law. However, this does not exclude the possibility that mistakes could be made, mistakes which could not be corrected since the decision of the court is considered final. . . . *(The CEC here recommends changing Art. 54 (3) to allow the decisions of courts regarding the validity of elections to be contested before the Supreme Court within 3 days; the decision of the Supreme Court would then be considered final).* . . .

It is also necessary to indicate in this article that the decision of the court is to be adopted according to the Code of Civil Procedure of the Republic of Moldova; this code would then need to be modified to cover the examination of such cases.

The failure to resolve this issue has led to a situation in which the courts' deliberations are not conducted according to any procedural law and do not fully respect the rights of those interested in the outcome of the cases mentioned above.

13. *(The CEC here recommends changing Art. 56 (3) to make 40 percent voter participation --*

rather than more than 50 percent – the minimum requirement for the elections to be considered valid and to consider the second round of voting final regardless of voter turnout). . . . These additions would avoid the situation in which the President of the Republic of Moldova himself names persons to fill mayoral posts, a point which has been mentioned by all foreign and local observers. In addition, these additions would avoid the delay and exorbitant costs associated with holding repeated elections. . . . (The CEC here suggests that, even if this recommendation is not accepted, repeated mayoral elections should be held on a first-past-the-post system with no minimum voter-turnout requirement).

14. *(The CEC here points out a discrepancy between Art. 58 (3) and 57 (3) of the Law on Local Elections and Art. 16 of the Law on Local Public Administration regarding local councils. The former defines a quorum as 50 percent of councillors plus one, indicating that elections to local councils cannot be considered valid unless 50 percent plus one of the members of a given council have been duly elected. The latter, however, defines a quorum as 2/3 of all council members. Hence, the CEC recommends changing Art. 57 (3) of the Law on Local Elections to indicate that 2/3 of the total number of available council seats -- rather than 50 percent plus one -- must be filled in order for the council elections to be declared valid. Also, in Art. 58 (3) it is not indicated which organ is meant to organize local electoral commissions in the event that the President calls for new elections. The CEC mentions that this problem needs to be addressed but does not give a specific recommendation).*
15. The Law must be expanded to include a chapter or article concerning who is responsible for illegal actions committed in carrying out the elections.
16. The proposal of foreign experts that a permanent Central Election Commission be created merits attention.

RESOLUTION

ON SUMMING UP THE RESULTS OF THE LOCAL ELECTIONS IN MOLDOVA

In accordance with the Law on Local Elections, on April 16, 1995 the elections in the district, city (municipality), village (commune) councils, and in the councils of the city and village (commune) mayors took place. Repeated elections were conducted on April 30, May 14 and 21, New elections — on June 25, Repeated elections after the new elections — on July 9.

According to the minutes of the electoral commissions of the district, city (municipal), village (commune) constituencies, 2,379,103 people throughout the country have been included on the electoral lists, and 1,427,865 people (60,02%) have participated in the elections.

Listening to the information referring to the final results of the local elections, the Central Election Commission adopts the present Resolution:

1. In conformity with the article 16 (g) of the Law on Local Elections the Central Election Commission shall approve the final results of the local elections, which took place on April 16, April 30, May 14, May 21, June 25 and July 9, 1995 and shall establish the results of the elections:

- a) 37 district councils — 1 municipal council (Balti) — 1262 counsellors;
- b) 43 city councils — 9844 counsellors
- c) 27 city mayors
- d) 776 village (commune) mayors

Because of the fact that, in some constituencies, even after repeated elections the results have been declared null and invalid, the following has not been elected:

- a) a municipal council — Chişinău
- b) 8 city councils (Cahul, Comrat, Hânceşti, Ialoveni, Orhei, Soroca, Vulcăneşti, Durleşti);
- c) 14 village (commune) councils — Merenii Noi (Anenii-Noi); Selemet (Cimişlia); Feteşti, Şofrâncani (Edineţ); Năvârnet (Făleşti); Bardar, Băcioi, Costeşti, Malcoci, Nimoreni (Ialoveni); Cojuşna, Truşeni (Străşeni); Crocmaz (Ştefan-Vodă) and Varniţa (Bender Municipality);
- d) 24 city mayors (Anenii-Noi, Briceni, Lipcani, Cahul, Cantemir, Căinari, Călăraşi, Căuşeni, Comrat, Criuleni, Donduşeni, Cupcini, Făleşti, Hânceşti, Ialoveni, Leova, Iargara, Orhei, Râşcani, Biruinţa, Soroca, Vulcăneşti, Burlueşti, Vatra);
- e) 75 village (commune) mayors — Bulboaca, Calfa, Floreni, Roşcani, Şerpeni (Anenii-Noi); Crihana-Veche, Pelinei (Cahul); Antoneşti, Goteşti, Lărguţa (Cantemir); Cărbuna (Căinari); Pituşca, Răciula (Călăraşi); Săiţi (Căuşeni); Gura-Galbenei, Selemet, Ialpujeni (Cimişlia); Congaz (Comrat); Bocşana, Budeşti, Bălăbăneşti, Cimişeni, Hârtopul Mare (Criuleni);

Pervomaiscoie, Sofia (Drochia); Brătușeni, Ruseni, Fetești, Gordinești, Șofrâncani (Edineț); Pruteni, Năvârneț (Fălești); Ciuciulea (Glodeni); Boghicieni, Caracui, Cioara, Stolniceni, Sărata-Galbenă (Hâncești); Bardar, Băcioi, Costești, Malcoci, Nimoreni, Puhoi (Ialoveni); Ciadâr, Filipeni (Leova); Marinici, Vărzărești, Drojdieni (Nisporeni); Bârnova (Ocnița); Bulăești, Isacova, Step-Soci, Susleni (Orhei); Hiliuți, Brănești (Râșcani); Alexandreni, Bilicenii Noi (Sângerei); Holoșnița (Soroca); Cojușna, Trușeni, Sireți (Strășeni); Râspopeni (Șoldănești); Cioburciu, Crocmaz, Purcari, Răscăiești, Feștelița (Ștefan-Vodă); Nucăreni (Telenești); Floroșoaia-Veche (Ungheni); Grătiești, Ghidighici, Colonița, Tohatin (Chișinău Municipality); Varnița (Bender Municipality).

On the basis of the article 37 (3) of the Law on Local Elections the territory where the mayors and the councils have not been elected, the President of the Republic of Moldova shall appoint an executive body, led by a Mayor, or shall appoint the Mayor, depending on the case.

The seats (mandates) received by the parties, social-political organizations and electoral blocs have been distributed in the following way:

a) In the district and municipal councils:

1. The Alliance of the Democratic Forces	252	19,97%
2. The Party of the Communists	206	16,32%
3. Social-Democratic Party	39	3,09%
4. The Socialist Party and "Unitate-Edinstvo" Movement	82	6,50%
5. The Party of Economic Revival	2	0,16%
6. National League of Youth	1	0,08%
7. The Women's Association	9	0,71%
8. Democratic-Agrarian Party	643	50,95%
9. Independent Candidates	28	2,22%

b. In the city councils:

1. The Alliance of the Democratic Forces	148	19,65%
2. The Party of the Communists	210	27,892%
3. Social-Democratic Party	38	5,05%
4. The Socialist Party and "Unitate-Edinstvo" Movement	79	10,49%
5. The Party of Economic Revival	0	0,00%
6. National League of Youth	0	0,080%
7. The Women's Association	4	0,53%
8. Democratic-Agrarian Party	249	33,07%
9. Independent Candidates	25	3,32%

c. In the village councils:

1. The Alliance of the Democratic Forces	2185	22,20%
2. The Party of the Communists	638	6,48%
3. Social-Democratic Party	235	2,39%
4. The Socialist Party and "Unitate-Edinstvo" Movement	207	2,10%
5. The Party of Economic Revival	0	0,00%
6. National League of Youth	8	0,08%
7. The Women's Association	41	0,42%
8. Democratic-Agrarian Party	6255	63,54%
9. Independent Candidates	275	2,79%

d. During the elections of the city Mayors:

1. The Alliance of the Democratic Forces	0	0,00%
2. The Party of the Communists	2	7,41%
3. Social-Democratic Party	3	11,11%
4. The Socialist Party and "Unitate-Edinstvo" Movement	1	3,70%
5. The Party of Economic Revival	0	0,00%
6. National League of Youth	0	0,00%
7. The Women's Association	0	0,00%
8. Democratic-Agrarian Party	13	48,15%
9. Independent Candidates	8	29,63%

e. During the elections of the village mayors:

1. The Alliance of the Democratic Forces	83	10,79%
2. The Party of the Communists	41	5,33%
3. Social-Democratic Party	20	2,60%
4. The Socialist Party and "Unitate-Edinstvo" Movement	12	1,56%
5. The Party of Economic Revival	0	0,00%
6. National League of Youth	0	0,00%
7. The Women's Association	4	0,52%
8. Democratic-Agrarian Party	507	55,34%
9. Independent Candidates	109	14,17%

2. The Central Election Commission shall make public the present decision by attaching it to the book "ELECTORALA' 95. Documents and Figures".
3. The Central Election Commission shall take into consideration that the Parliament of the Republic of Moldova, the President of the Republic of Moldova and the Government of the Republic of Moldova have been informed about the final results of the local elections that took place on: April 16; April 30; May 14; May 21; June 25 and July 9, 1995.

Chairperson of the Central Election Commission Vasile Pascari

Secretary of the Central Election Commission Valeria Sterbet

Chişinău, July 25, 1995, No.106

2

CONTENTS

Chapter 1

Election-related legislation and documentation

1

Chapter 2

Documents of the Central Election Commission

2

Chapter 3

Results of the elections in Republic, districts and localities

3

Chapter 4

Gagauz elections

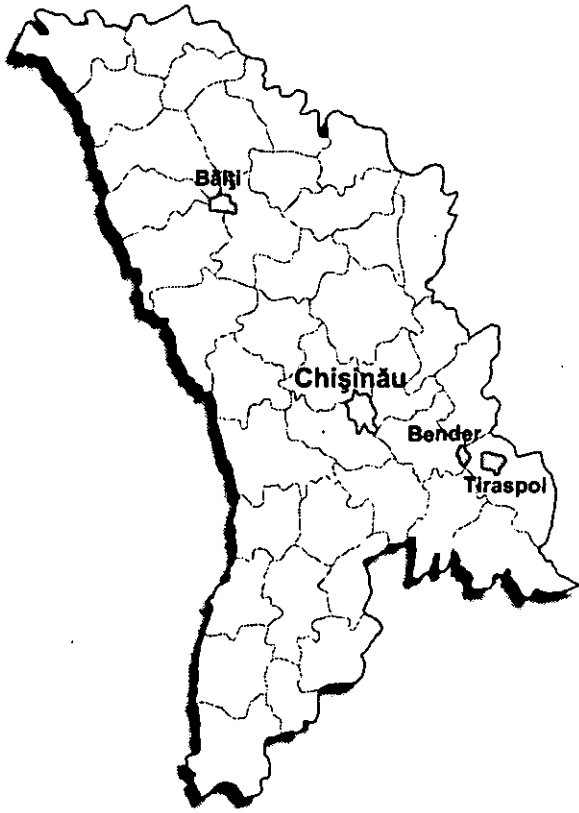
4

CONTENTS OF CHAPTER 3

3-3	REPUBLIC OF MOLDOVA
3-9	CHIȘINĂU MUNICIPALITY
3-15	BĂLȚI MUNICIPALITY
3-19	BENDER MUNICIPALITY (ONLY VARNIȚA)
3-21	ANENII NOI DISTRICT
3-29	BASARABEASCA DISTRICT
3-35	BRICENI DISTRICT
3-43	CAHUL DISTRICT
3-49	CAMENCA DISTRICT
3-55	CANTEMIR DISTRICT
3-63	CĂINARI DISTRICT
3-69	ÇĂLĂRAȘI DISTRICT
3-77	CĂUȘENI DISTRICT
3-83	CIADÂR-LUNGA DISTRICT
3-89	CIMIȘLIA DISTRICT
3-97	COMRAT DISTRICT
3-103	CRIULENI DISTRICT
3-111	DONDUȘENI DISTRICT
3-119	DROCHIA DISTRICT
3-127	DUBĂSARI DISTRICT
3-133	EDINEȚ DISTRICT

- 3-141 FĂLEȘTI DISTRICT**
- 3-149 FLOREȘTI DISTRICT**
- 3-157 GLODENI DISTRICT**
- 3-163 HÂNCEȘTI DISTRICT**
- 3-171 IALOVENI DISTRICT**
- 3-179 LEOVA DISTRICT**
- 3-185 NISPORENI DISTRICT**
- 3-193 OCNIȚA DISTRICT**
- 3-199 ORHEI DISTRICT**
- 3-207 RÂȘCANI DISTRICT**
- 3-215 REZINA DISTRICT**
- 3-223 SÂNGEREI DISTRICT**
- 3-231 SLOBOZIA DISTRICT (ONLY COPANCA)**
- 3-233 SOROCA DISTRICT**
- 3-241 STRĂȘENI DISTRICT**
- 3-249 ȘOLDĂNEȘTI DISTRICT**
- 3-257 ȘTEFAN-VODĂ DISTRICT**
- 3-263 TARACLIA DISTRICT**
- 3-269 TELENEȘTI DISTRICT**
- 3-277 UNGHENI DISTRICT**
- 3-285 VULCĂNEȘTI DISTRICT**

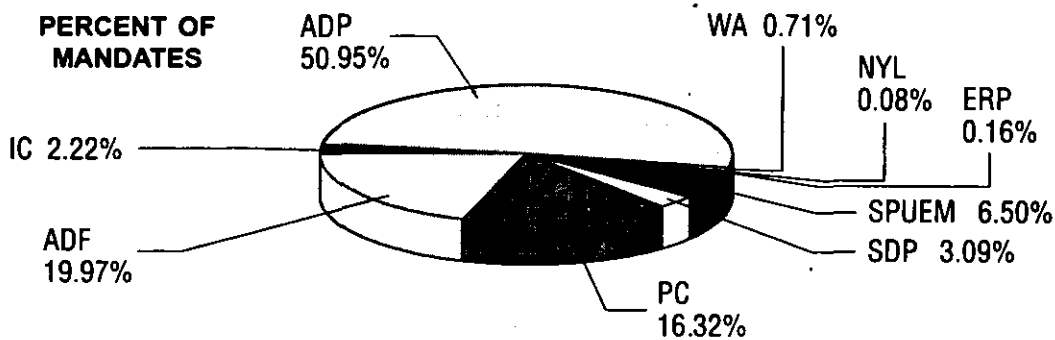
REPUBLIC OF MOLDOVA



- Surface area, sq.km. 33700
- Number of registered voters ... 2379103
- Number of participating registered voters 1427865
- Percent of participating registered votes 60.02
- Number of valid votes cast 1260885

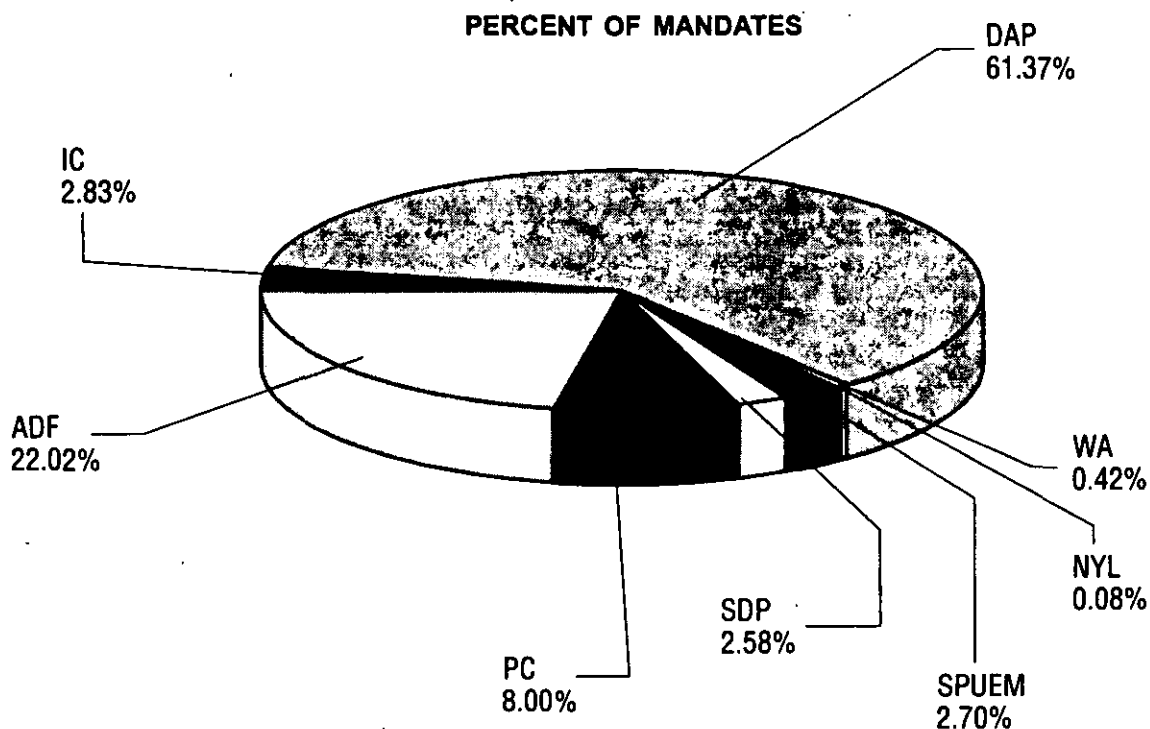
3

RESULTS OF THE ELECTIONS TO DISTRICT AND MUNICIPAL COUNCILS



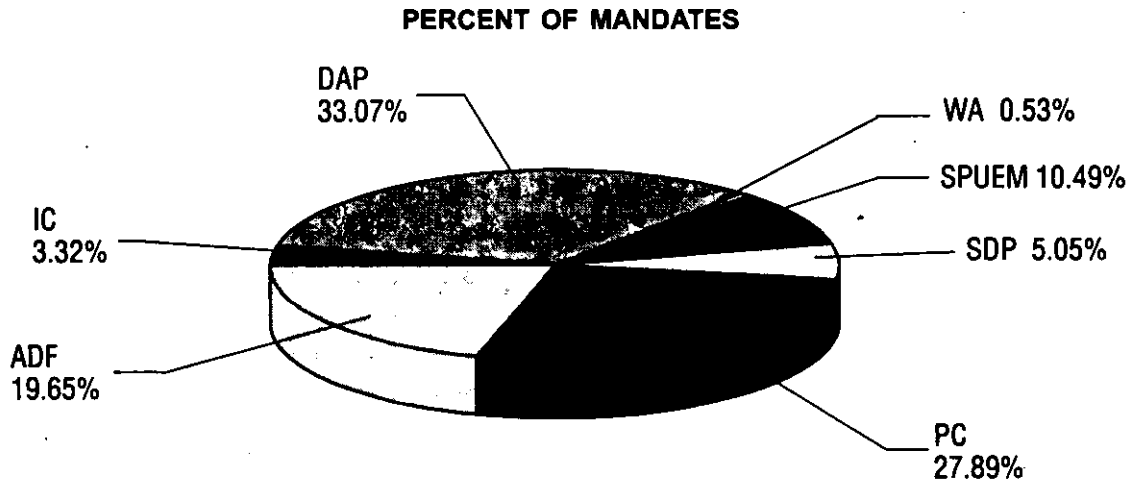
No.	Name of party/ socio-political organization/ electoral bloc	Abbrevia- tion	Number of votes	Percent of total	Man- dates
1.	Alliance of Democratic Forces	ADF	230775	19.67	252
2.	Party of Communists	PC	184627	15.74	206
3.	Social-Democratic Party	SDP	4183	3.56	39
4.	Socialist Party and "Unitate-Edinstvo" Movement	SPUEM	84130	7.17	82
5.	Economic Revival Party	ERP	1957	0.17	2
6.	National Youth League	NYL	1028	0.09	1
7.	Women's Assotiation	WA	7806	0.67	9
8.	Democratic Agrarian Party	DAP	551014	46.97	643
9.	Independent Candidates	IC	70065	5.97	28

RESULTS OF THE ELECTIONS TO CITY AND VILLAGE COUNCILS



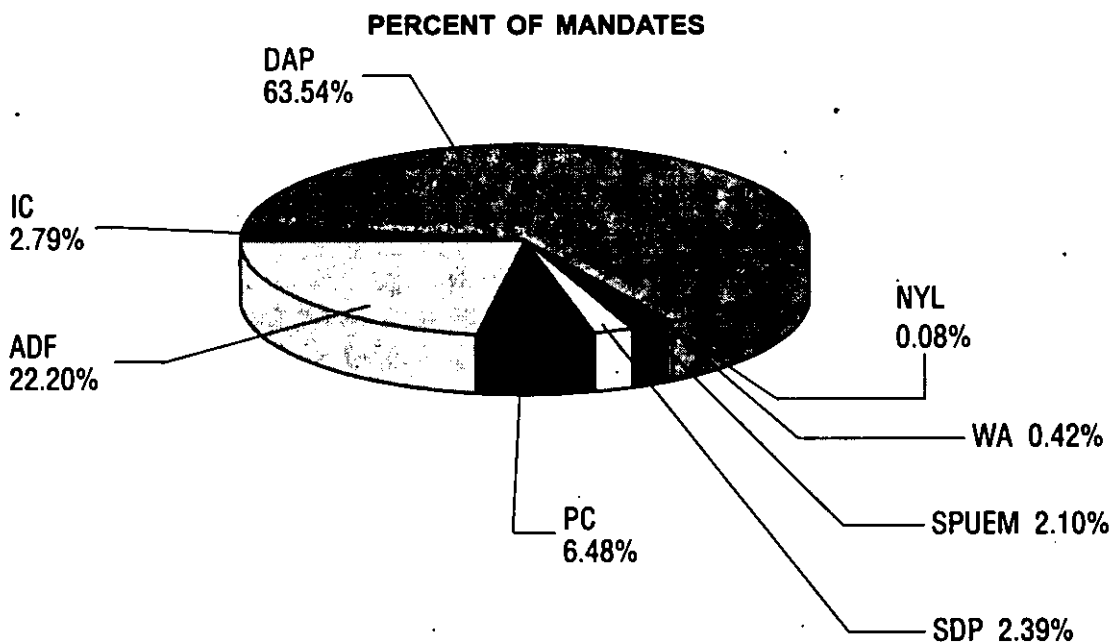
No.	Name of party/ socio-political organization/ electoral bloc	Abbrevia- tion	Number of votes	Percent of total	Man- dates
1.	Alliance of Democratic Forces	ADF	238271	21.43	2333
2.	Party of Communists	PC	119380	10.73	848
3.	Social-Democratic Party	SDP	31348	2.82	273
4.	Socialist Party and "Unitate-Edinstvo" Movement	SPUEM	42591	3.83	286
5.	Economic Revival Party	ERP	2	0.00	0
6.	National Youth League	NYL	612	0.06	8
7.	Women's Assotiation	WA	6280	0.56	45
8.	Democratic Agrarian Party	DAP	597173	53.70	6504
9.	Independent Candidates	IC	76425	6.87	300

RESULTS OF THE ELECTIONS TO CITY COUNCILS

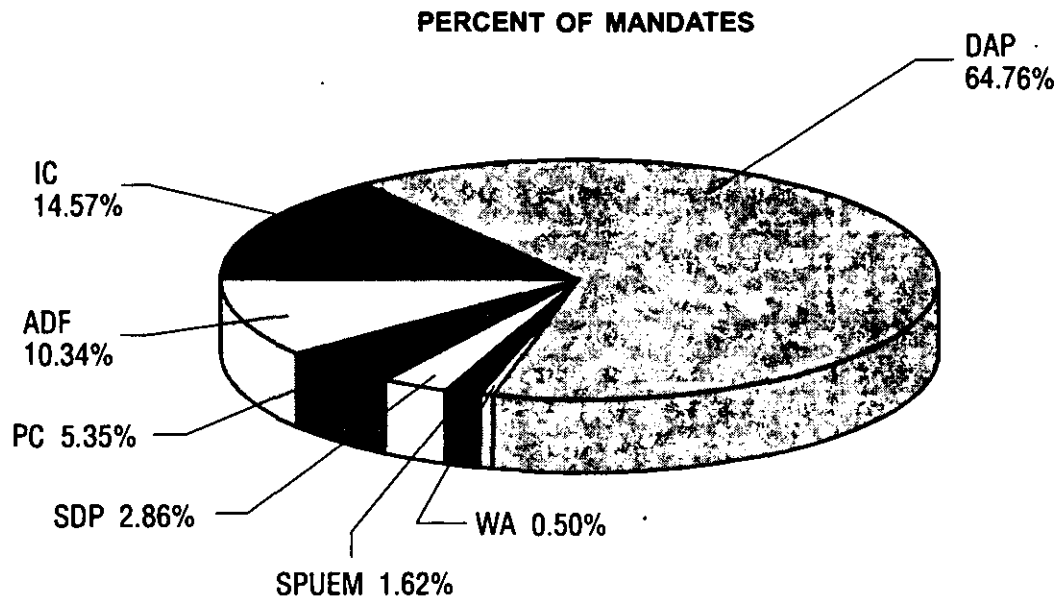


3

RESULTS OF THE ELECTIONS TO VILLAGE COUNCILS



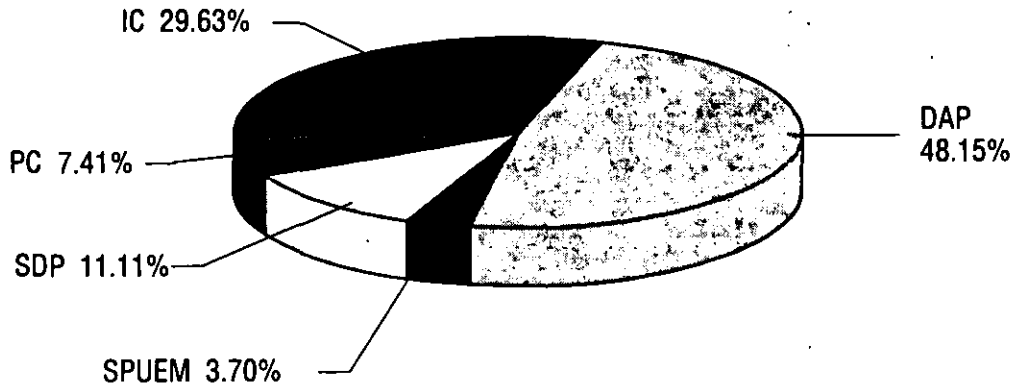
RESULTS OF THE ELECTIONS OF CITY AND VILLAGE MAYORS



No.	Name of party/ socio-political organization/ electoral bloc	Abbrevia- tion	Number of votes	Percent of total	Man- dates
1.	Alliance of Democratic Forces	ADF	170824	15.93	83
2.	Party of Communists	PC	82072	7.65	43
3.	Social-Democratic Party	SDP	33143	3.09	23
4.	Socialist Party and "Unitate-Edinstvo" Movement	SPUEM	29274	2.73	13
5.	Economic Revival Party	ERP	0	0.00	0
6.	National Youth League	NYL	409	0.04	0
7.	Women's Assotiation	WA	3822	0.36	4
8.	Democratic Agrarian Party	DAP	568756	53.03	520
9.	Independent Candidates	IC	184290	17.18	117

RESULTS OF THE ELECTIONS OF CITY MAYORS

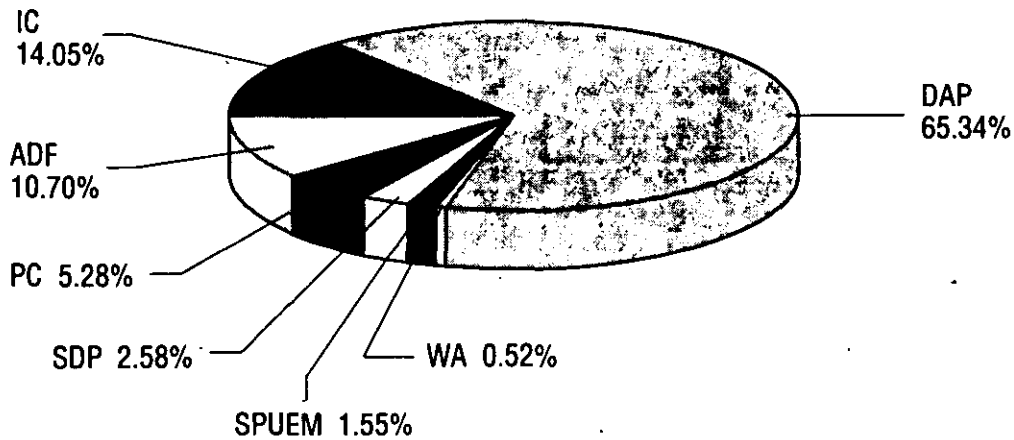
PERCENT OF MANDATES



3

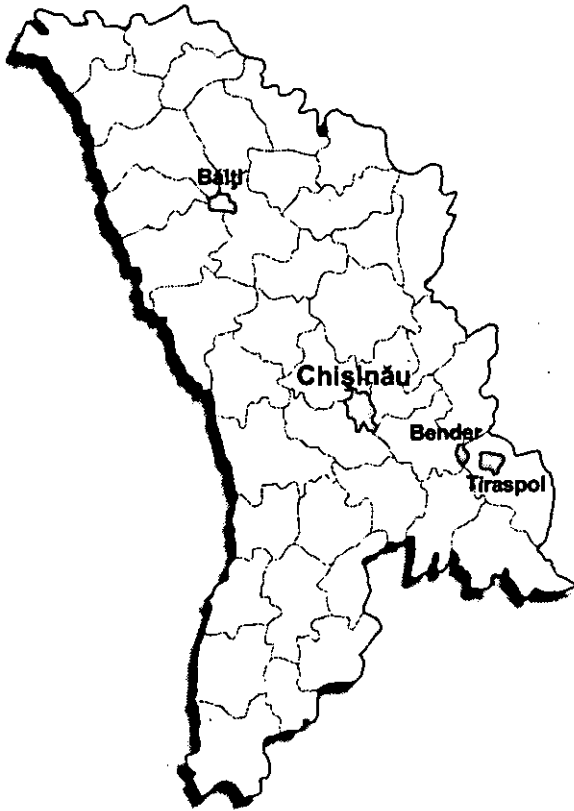
RESULTS OF THE ELECTIONS OF VILLAGE MAYORS

PERCENT OF MANDATES



NUMBER AND PERCENTAGE OF MANDATES ACCUMULATED BY PARTY, SOCIO-POLITICAL ORGANIZATION AND ELECTORAL BLOC

Abrevia- tion	Mandates on District Councils	Mandates on City Councils	Mandates on Village Councils	Total Mandates	Cities Mayors	Village Mayors	Total Mandates
ADF	252 19.97%	148 19.65%	2185 22.20%	2585 21.80%	0 0.00%	83 10.70%	83 10.34%
PC	206 16.32	210 27.89	638 6.48	1054 8.89	2 7.41	41 5.28	43 5.35
SDP	39 3.09	38 5.05	235 2.39	312 2.63	3 11.11	20 2.58	23 2.86
SPUEM	82 6.50	79 10.49	207 2.10	368 3.10	1 3.70	12 1.55	13 1.62
ERP	2 0.16	0 0.00	0 0.00	2 0.02	0 0.00	0 0.00	0 0.00
NYL	1 0.08	0 0.00	8 0.08	9 0.08	0 0.00	0 0.00	0 0.00
WA	9 0.71	4 0.53	41 0.42	54 0.46	0 0.00	4 0.52	4 0.50
DAP	643 50.95	249 33.07	6255 63.54	7147 60.27	13 48.15	507 65.34	520 64.76
IC	28 2.22	25 3.32	275 2.79	328 2.77	8 29.63	109 14.05	117 14.57
TOTAL	1262 10.64%	753 6.35%	9844 83.01%	11859 100.0%	27 3.36%	776 96.64%	803 100.0%



CHIŞINĂU

MUNICIPALITY

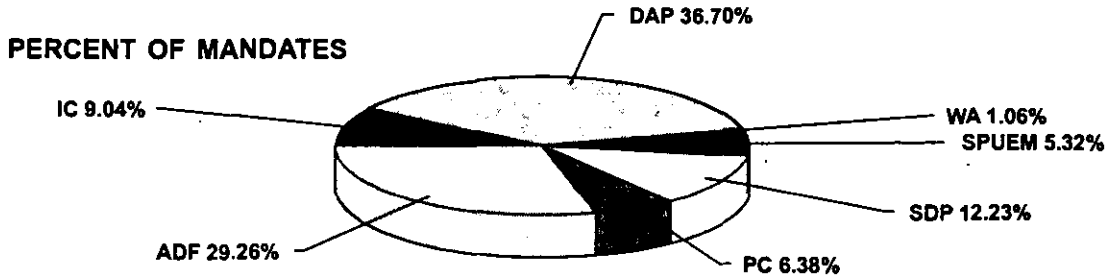
- Number of registered voters . . . 469608
- Number of participating registered voters 93662
- Percent of participating registered voters 19.94
- Number of valid votes cast 87680

3

RESULTS OF THE ELECTIONS TO THE MUNICIPALITY COUNCIL

(ELECTION INVALID)

RESULTS OF THE ELECTIONS TO CITY AND VILLAGE COUNCILS



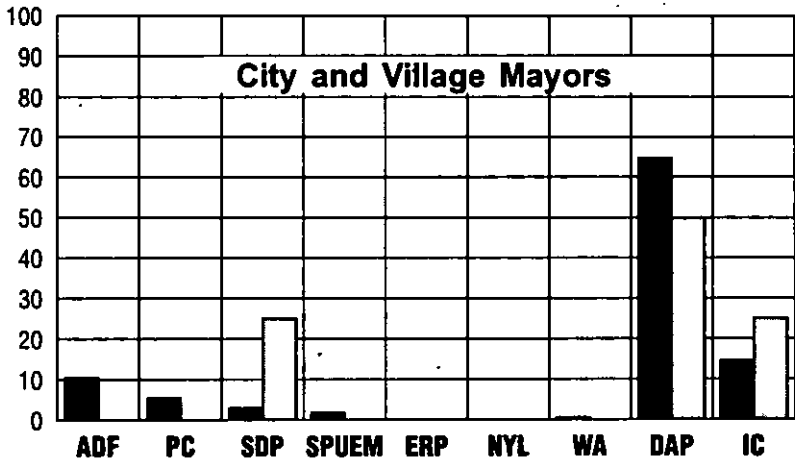
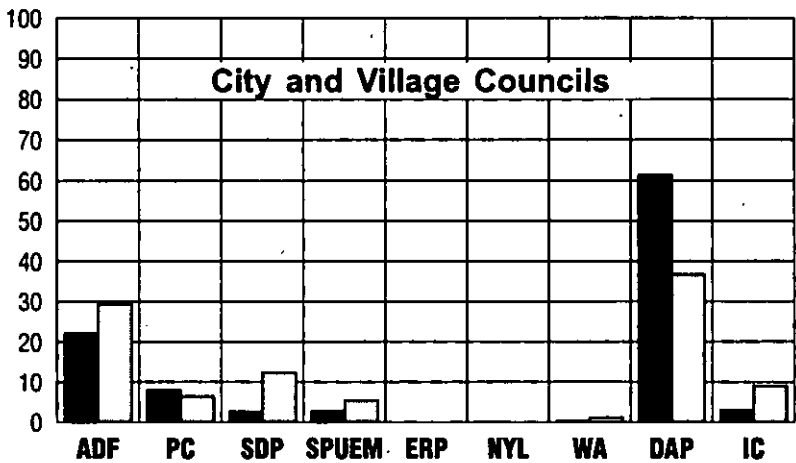
No.	Name of party/ socio-political organization/ electoral bloc	Abbreviation	Number of votes	Percent of total	Mandates
1.	Alliance of Democratic Forces	ADF	6944	28.94	55
2.	Party of Communists	PC	1674	6.98	12
3.	Social-Democratic Party	SDP	3710	15.46	23
4.	Socialist Party and "Unitate-Edinstvo" Movement	SPUEM	1005	4.19	10
5.	Economic Revival Party	ERP	0	0.00	0
6.	National Youth League	NYL	0	0.00	0
7.	Women's Association	WA	240	1.00	2
8.	Democratic Agrarian Party	DAP	6557	27.33	69
9.	Independent Candidates	IC	3866	16.11	17

RESULTS OF THE ELECTIONS OF CITY AND VILLAGE MAYORS



No.	Name of party/ socio-political organization/ electoral bloc	Abbreviation	Number of votes	Percent of total	Mandates
1.	Alliance of Democratic Forces	ADF	5175	23.90	0
2.	Party of Communists	PC	0	0.00	0
3.	Social-Democratic Party	SDP	4228	19.52	2
4.	Socialist Party and "Unitate-Edinstvo" Movement	SPUEM	463	2.14	0
5.	Economic Revival Party	ERP	0	0.00	0
6.	National Youth League	NYL	0	0.00	0
7.	Women's Association	WA	0	0.00	0
8.	Democratic Agrarian Party	DAP	5971	27.57	4
9.	Independent Candidates	IC	5819	26.87	2

COMPARATIVE RESULTS OF THE ELECTIONS
BY MUNICIPALITY AND ENTIRE REPUBLIC



■ Mandates republic
as a whole

□ Mandates in given
municipality

VOTES ACCUMULATED AND MANDATES OBTAINED IN LOCALITIES

Locality name

Number of registered voters

Number of participating registered voters

Number of valid votes cast

Abbreviation

Number of votes

Mandates

Mayor

Councilors

CRICOVA				RV	4689
				PRV	3274
				VVC	2925
ADF	779	5	⚐⚐⚐⚐⚐⚐		
PC	683	4	⚐⚐⚐⚐		
SDP	0	0			
SPUEM	0	0			
WA	0	0			
DAP	959	6	⚐⚐⚐⚐⚐⚐		
IC	504	2	⚐⚐		⚐

CODRU				RV	6522
				PRV	3556
				VVC	3068
ADF	1405	9	⚐⚐⚐⚐⚐⚐⚐⚐⚐		
PC	224	1	⚐		
SDP	0	0			
SPUEM	612	4	⚐⚐⚐⚐		
WA	0	0			
DAP	827	5	⚐⚐⚐⚐⚐		⚐
IC	0	0			

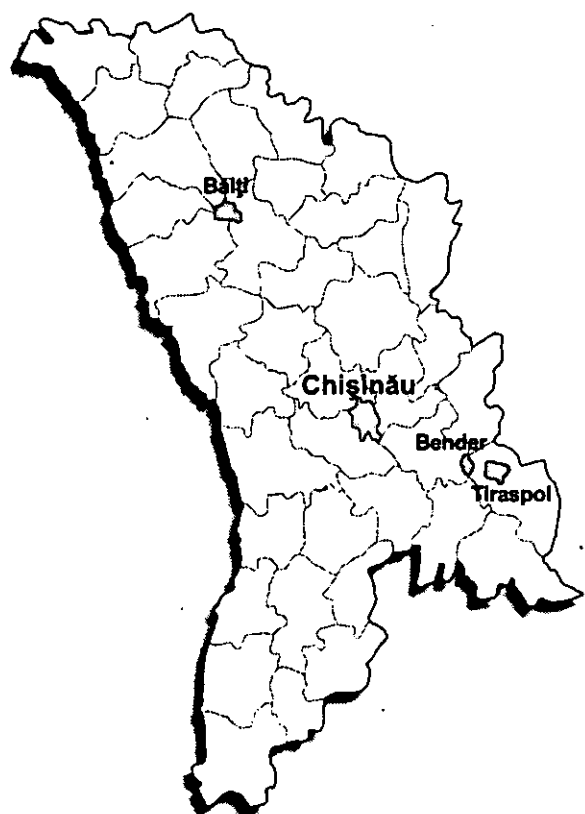
DURLEȘTI				RV	2719
				PRV	0
				VVC	1020
ADF	463	0			
PC	0	0			
SDP	0	0			
SPUEM	0	0			
WA	0	0			
DAP	260	0			
IC	297	0			

CRICOVA				RV	4689
				PRV	3274
				VVC	2925
ADF	779	5	⚐⚐⚐⚐⚐⚐		
PC	683	4	⚐⚐⚐⚐		
SDP	0	0			
SPUEM	0	0			
WA	0	0			
DAP	959	6	⚐⚐⚐⚐⚐⚐		
IC	504	2	⚐⚐		⚐

SÂNGERA				RV	7290
				PRV	3754
				VVC	3462
ADF	860	5	⚐⚐⚐⚐⚐⚐		
PC	192	1	⚐		
SDP	1953	11	⚐⚐⚐⚐⚐⚐⚐⚐⚐⚐⚐⚐		⚐
SPUEM	0	0			
WA	0	0			
DAP	457	2	⚐⚐		
IC	0	0			

GRĂTIEȘTI				RV	3661
				PRV	1943
				VVC	1630
ADF	576	8	0000000000		
PC	0	0			
SDP	0	0			
SPUEM	0	0			
WA	0	0			
DAP	310	4	00000		
IC	744	3	0000		

TOHATIN				RV	1301
				PRV	818
				VVC	707
ADF	273	5	0000000		
PC	0	0			
SDP	0	0			
SPUEM	0	0			
WA	0	0			
DAP	306	5	0000000		
IC	128	1	0		



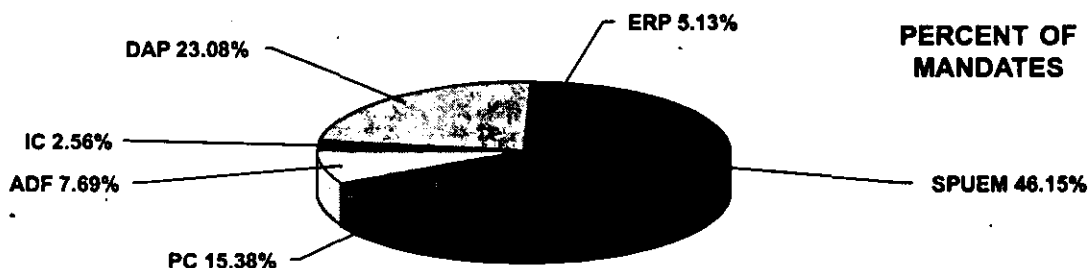
BĂLȚI

MUNICIPALITY

- Distance from capital, km 138
- Number of registered voters 90477
- Number of participating registered voters 48494
- Percent of participating registered voters 53.60
- Number of valid votes cast 45839

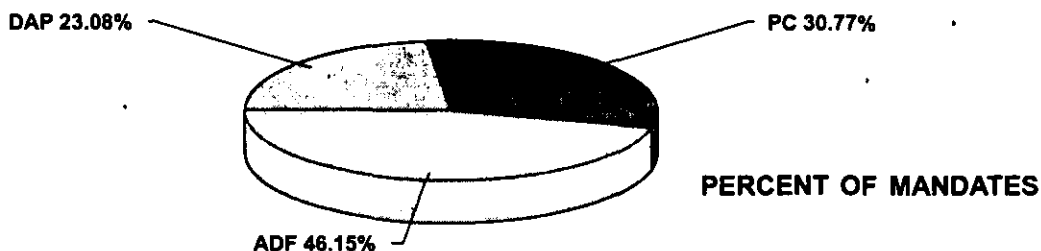
3

RESULTS OF THE ELECTIONS TO THE MUNICIPALITY COUNCIL



No.	Name of party/ socio-political organization/ electoral bloc	Abbreviation	Number of votes	Percent of total	Mandates
1.	Alliance of Democratic Forces	ADF	3803	8.30	3
2.	Party of Communists	PC	6784	14.80	6
3.	Social-Democratic Party	SDP	727	1.59	0
4.	Socialist Party and "Unitate-Edinstvo" Movement	SPUEM	17496	38.17	18
5.	Economic Revival Party	ERP	1957	4.27	2
6.	National Youth League	NYL	0	0.00	0
7.	Women's Association	WA	0	0.00	0
8.	Democratic Agrarian Party	DAP	9501	20.73	9
9.	Independent Candidates	IC	5571	12.15	1

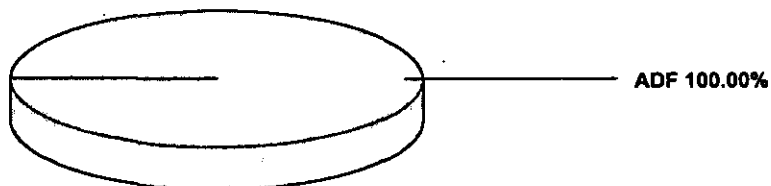
RESULTS OF THE ELECTIONS TO CITY AND VILLAGE COUNCILS



No.	Name of party/ socio-political organization/ electoral bloc	Abbrevia- tion	Number of votes	Percent of total	Man- dates
1.	Alliance of Democratic Forces	ADF	564	43.86	6
2.	Party of Communists	PC	377	29.32	4
3.	Social-Democratic Party	SDP	0	0.00	0
4.	Socialist Party and "Unitate-Edinstvo" Movement	SPUEM	0	0.00	0
5.	Economic Revival Party	ERP	0	0.00	0
6.	National Youth League	NYL	0	0.00	0
7.	Women's Association	WA	0	0.00	0
8.	Democratic Agrarian Party	DAP	345	26.83	3
9.	Independent Candidates	IC	0	0.00	0

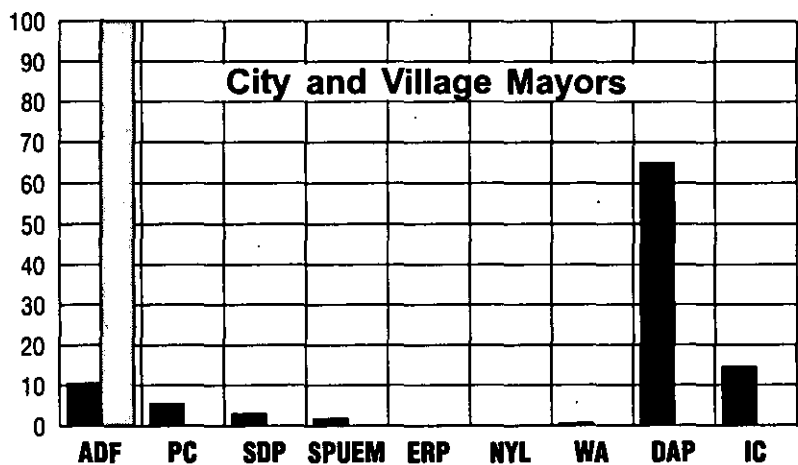
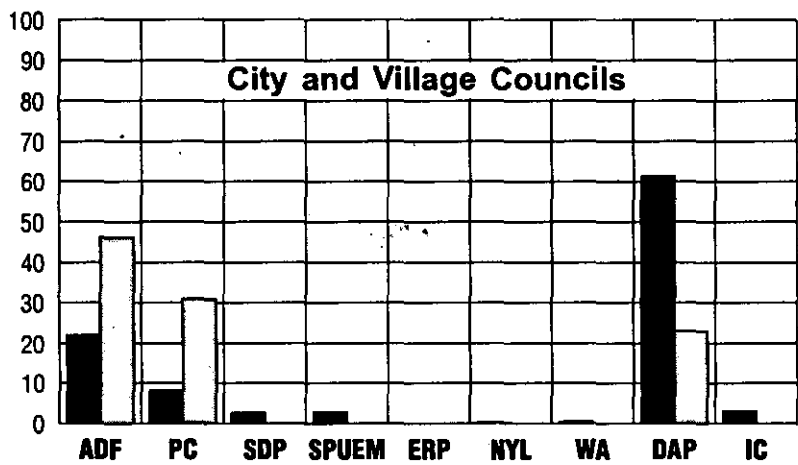
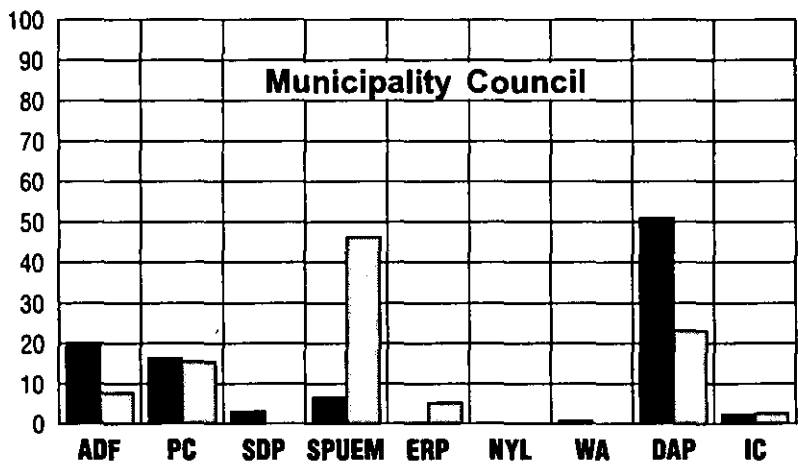
RESULTS OF THE ELECTIONS OF CITY AND VILLAGE MAYORS

PERCENT OF
MANDATES



No.	Name of party/ socio-political organization/ electoral bloc	Abbrevia- tion	Number of votes	Percent of total	Man- dates
1.	Alliance of Democratic Forces	ADF	819	59.96	1
2.	Party of Communists	PC	547	40.04	0
3.	Social-Democratic Party	SDP	0	0.00	0
4.	Socialist Party and "Unitate-Edinstvo" Movement	SPUEM	0	0.00	0
5.	Economic Revival Party	ERP	0	0.00	0
6.	National Youth League	NYL	0	0.00	0
7.	Women's Association	WA	0	0.00	0
8.	Democratic Agrarian Party	DAP	0	0.00	0
9.	Independent Candidates	IC	0	0.00	0

COMPARATIVE RESULTS OF THE ELECTIONS BY MUNICIPALITY AND ENTIRE REPUBLIC



■ Mandates republic as a whole □ Mandates in given municipality

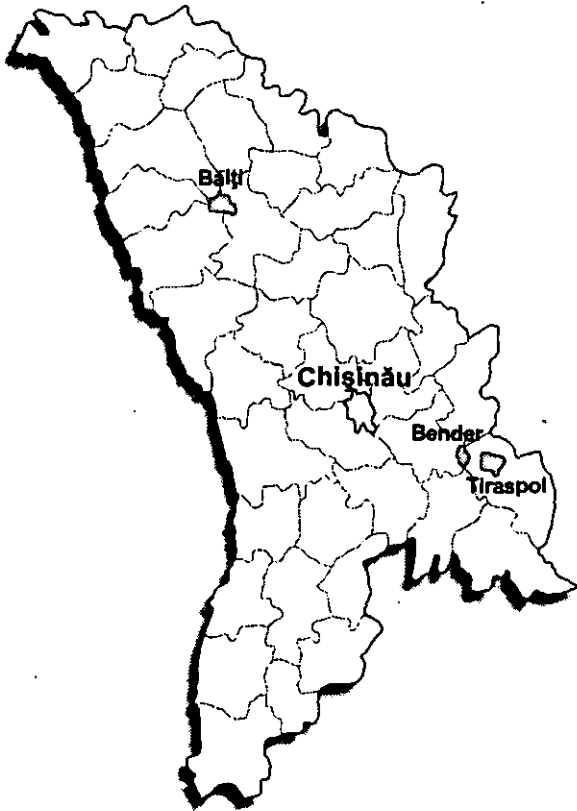
3

VOTES ACCUMULATED AND MANDATES OBTAINED IN LOCALITIES

Locality name	ELIZAVETA					RV	2150	Number of registered voters	
						PRV	1436		Number of participating registered voters
						VVC	1286		
	ADF	564	6	👤👤👤👤👤👤👤	👤	Number of valid votes cast			
PC	377	4	👤👤👤👤						
Abbreviation	DAP	345	3	👤👤👤			Mayor		
Number of votes		Mandates		Councilors					

3

ELIZAVETA						RV	2150
						PRV	1436
						VVC	1286
ADF	564	6	⚐⚐⚐⚐⚐⚐⚐				
PC	377	4	⚐⚐⚐⚐⚐				
DAP	345	3	⚐⚐⚐				



BENDER MUNICIPALITY

(ONLY VARNIȚA)

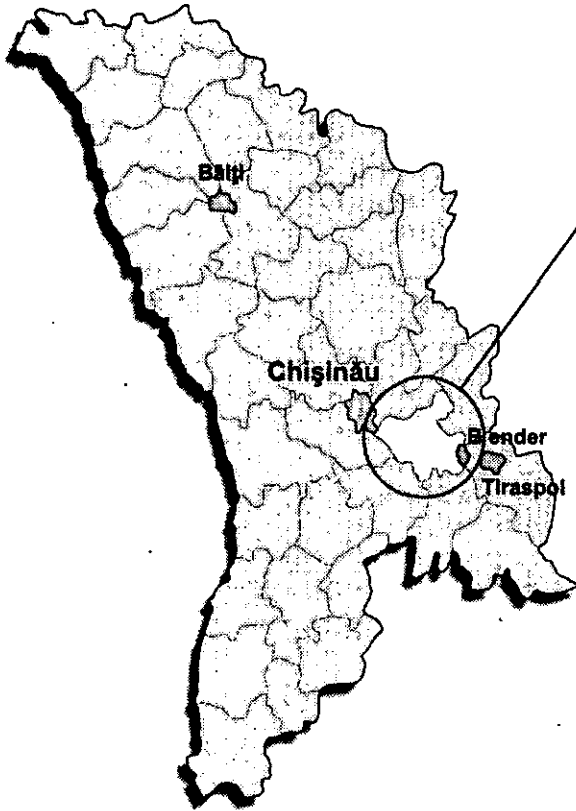
- Distance from capital, km 61
- Number of registered voters, 2993
- Number of participating
registered voters 1190.
- Percent of participating
registered voters 39.76
- Number of valid
votes cast 1190

3

RESULTS OF THE VILLAGE COUNCIL AND MAYOR ELECTIONS

(ELECTION INVALID)

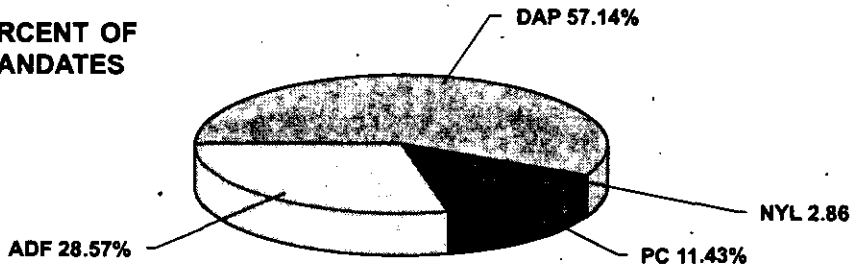
ANENII NOI DISTRICT



- Surface area, sq.km. 820
- Distance from capital, km 32
- Number of registered voters 51760
- Number of participating registered voters 34985
- Percent of participating registered voters 67.59
- Number of valid votes cast 31403

RESULTS OF THE ELECTIONS TO THE DISTRICT COUNCIL

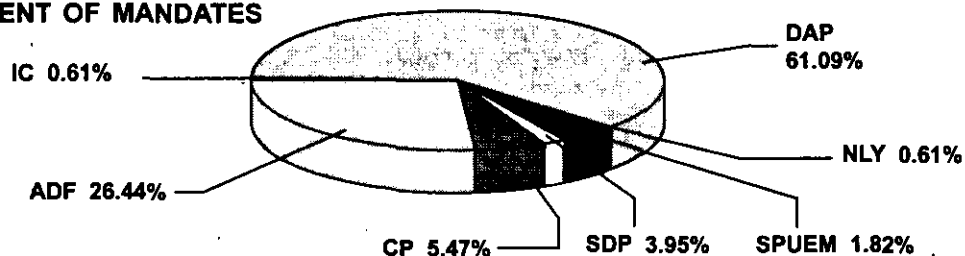
PERCENT OF
MANDATES



No.	Name of party/ socio-political organization/ electoral bloc	Abbrevia- tion	Number of votes	Percent of total	Man- dates
1.	Alliance of Democratic Forces	ADF	9214	29.34	10
2.	Party of Communists	PC	3730	11.88	4
3.	Social-Democratic Party	SDP	0	0.00	0
4.	Socialist Party and "Unitate-Edinstvo" Movement	SPUEM	0	0.00	0
5.	Economic Revival Party	ERP	0	0.00	0
6.	National Youth League	NYL	1028	3.27	1
7.	Women's Association	WA	0	0.00	0
8.	Democratic Agrarian Party	DAP	17431	55.51	20
9.	Independent Candidates	IC	0	0.00	0

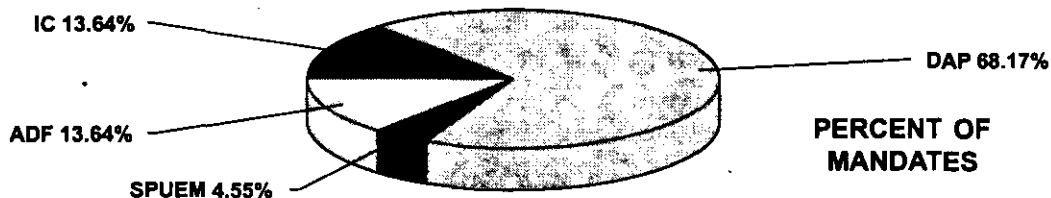
RESULTS OF THE ELECTIONS TO CITY AND VILLAGE COUNCILS

PERCENT OF MANDATES



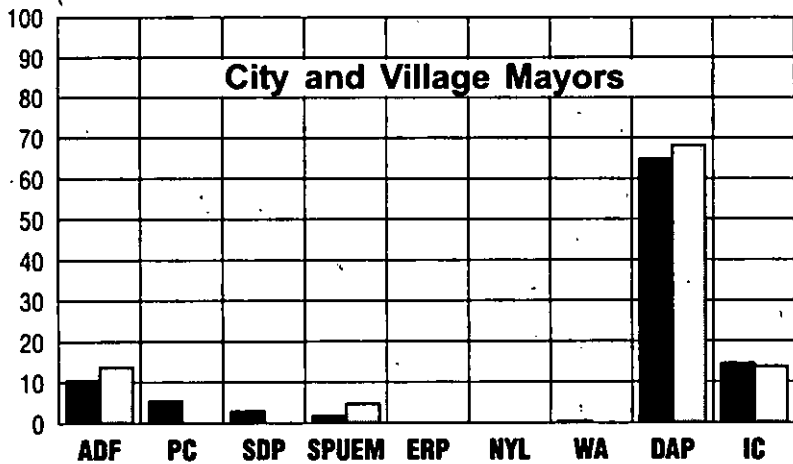
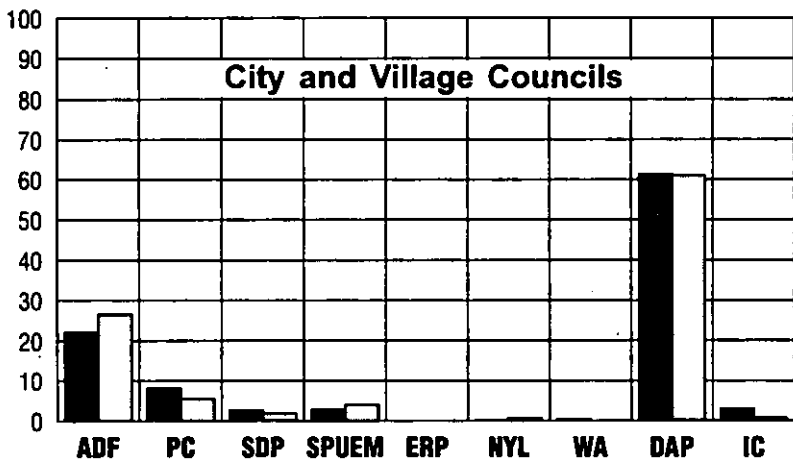
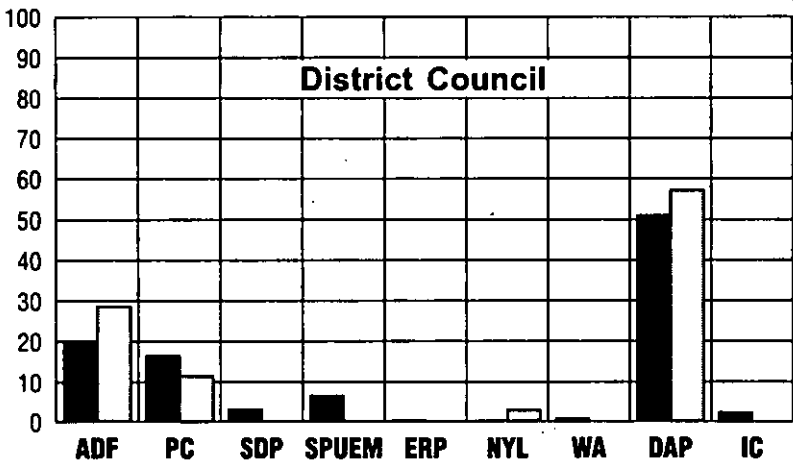
No.	Name of party/ socio-political organization/ electoral bloc	Abbrevia- tion	Number of votes	Percent of total	Man- dates
1.	Alliance of Democratic Forces	ADF	9957	32.70	87
2.	Party of Communists	PC	2428	7.97	18
3.	Social-Democratic Party	SDP	442	1.45	6
4.	Socialist Party and "Unitate-Edinstvo" Movement	SPUEM	1599	5.25	13
5.	Economic Revival Party	ERP	0	0.00	0
6.	National Youth League	NYL	128	0.42	2
7.	Women's Association	WA	0	0.00	0
8.	Democratic Agrarian Party	DAP	15574	51.14	201
9.	Independent Candidates	IC	326	1.07	2

RESULTS OF THE ELECTIONS OF CITY AND VILLAGE MAYORS



No.	Name of party/ socio-political organization/ electoral bloc	Abbrevia- tion	Number of votes	Percent of total	Man- dates
1.	Alliance of Democratic Forces	ADF	7905	30.14	3
2.	Party of Communists	PC	1488	5.67	0
3.	Social-Democratic Party	SDP	242	0.92	0
4.	Socialist Party and "Unitate-Edinstvo" Movement	SPUEM	680	2.59	1
5.	Economic Revival Party	ERP	0	0.00	0
6.	National Youth League	NYL	0	0.00	0
7.	Women's Association	WA	0	0.00	0
8.	Democratic Agrarian Party	DAP	11801	44.99	15
9.	Independent Candidates	IC	4112	15.68	3

COMPARATIVE RESULTS OF THE ELECTIONS
BY DISTRICT AND ENTIRE REPUBLIC



■ Mandates republic as a whole □ Mandates in given district

3

VOTES ACCUMULATED AND MANDATES OBTAINED IN LOCALITIES

Locality name	BOTNĂREȘTI			RV	638	Number of registered voters
				PRV	513	
Abbreviation	IC	0	0	VVC	468	Number of participating registered voters
Number of votes	ADF	0	0			Number of valid votes cast
	PC	0	0			
Mandates	SDP	0	0			Mayor
	SPUEM	0	0			
	NYL	0	0			Councilors
	DAP	468	11			
	IC	0	0			

ANENII NOI			RV	6224
			PRV	3994
ADF	578	3	VVC	3466
PC	1645	9		
SDP	0	0		
SPUEM	1243	7		
NYL	0	0		
DAP	0	0		
IC	0	0		

BOTNĂREȘTI			RV	638
			PRV	513
ADF	0	0	VVC	468
PC	0	0		
SDP	0	0		
SPUEM	0	0		
NYL	0	0		
DAP	468	11		
IC	0	0		

BEREOZCHI			RV	787
			PRV	643
ADF	0	0	VVC	356
PC	0	0		
SDP	0	0		
SPUEM	0	0		
NYL	0	0		
DAP	356	11		
IC	0	0		

BULBOACA			RV	3686
			PRV	2102
ADF	641	6	VVC	1643
PC	0	0		
SDP	0	0		
SPUEM	0	0		
NYL	0	0		
DAP	929	9		
IC	73	0		

CALFA				RV	1216
				PRV	622
				VVC	549
ADF	267	5	⚐⚐⚐⚐⚐⚐		
PC	0	0			
SDP	188	4	⚐⚐⚐⚐		
SPUEM	0	0			
NYL	0	0			
DAP	94	2	⚐⚐		
IC	0	0			

COBUSCA NOUĂ				RV	1371
				PRV	1025
				VVC	937
ADF	186	2	⚐⚐		
PC	0	0			
SDP	0	0			
SPUEM	0	0			
NYL	0	0			
DAP	751	9	⚐⚐⚐⚐⚐⚐⚐⚐⚐⚐⚐	⚐	
IC	0	0			

CHETROSU				RV	1235
				PRV	949
				VVC	893
ADF	139	1	⚐		
PC	0	0			
SDP	0	0			
SPUEM	148	2	⚐⚐		
NYL	0	0			
DAP	606	8	⚐⚐⚐⚐⚐⚐⚐⚐⚐	⚐	
IC	0	0			

COBUSCA VECHE				RV	1598
				PRV	1296
				VVC	1130
ADF	0	0			
PC	0	0			
SDP	0	0			
SPUEM	0	0			
NYL	0	0			
DAP	1130	11	⚐⚐⚐⚐⚐⚐⚐⚐⚐⚐⚐⚐⚐	⚐	
IC	0	0			

CHIRCA				RV	1148
				PRV	724
				VVC	678
ADF	162	2	⚐⚐		
PC	0	0			
SDP	0	0			
SPUEM	0	0			
NYL	0	0			
DAP	516	9	⚐⚐⚐⚐⚐⚐⚐⚐⚐	⚐	
IC	0	0			

CREȚOAIA				RV	291
				PRV	248
				VVC	197
ADF	0	0			
PC	0	0			
SDP	0	0			
SPUEM	0	0			
NYL	0	0			
DAP	197	9	⚐⚐⚐⚐⚐⚐⚐⚐⚐	⚐	
IC	0	0			

CIOBANOVCA				RV	810
				PRV	611
				VVC	565
ADF	23	0			
PC	76	1	⚐		
SDP	0	0			
SPUEM	208	4	⚐⚐⚐⚐	⚐	
NYL	0	0			
DAP	258	6	⚐⚐⚐⚐⚐⚐		
IC	0	0			

DELACĂU				RV	1566
				PRV	1305
				VVC	1129
ADF	263	3	⚐⚐⚐		
PC	0	0			
SDP	0	0			
SPUEM	0	0			
NYL	0	0			
DAP	866	8	⚐⚐⚐⚐⚐⚐⚐⚐		
IC	0	0			⚐

FLORENI				RV	2294
				PRV	1684
				VVC	1314
ADF	623	7	⚐⚐⚐⚐⚐⚐⚐⚐		
PC	0	0			
SDP	254	2	⚐⚐		
SPUEM	0	0			
NYL	0	0			
DAP	437	4	⚐⚐⚐⚐		
IC	0	0			

MAXIMOVCA				RV	1238
				PRV	1015
				VVC	879
ADF	176	2	⚐⚐		
PC	166	2	⚐⚐		
SDP	0	0			
SPUEM	0	0			
NYL	0	0			
DAP	537	7	⚐⚐⚐⚐⚐⚐⚐⚐		
IC	0	0			⚐

GEAMĂNA				RV	2379
				PRV	1444
				VVC	1354
ADF	844	8	⚐⚐⚐⚐⚐⚐⚐⚐⚐		⚐
PC	0	0			
SDP	0	0			
SPUEM	0	0			
NYL	0	0			
DAP	510	5	⚐⚐⚐⚐⚐		
IC	0	0			

MERENI				RV	4063
				PRV	2418
				VVC	2231
ADF	1146	8	⚐⚐⚐⚐⚐⚐⚐⚐⚐		
PC	0	0			
SDP	0	0			
SPUEM	0	0			
NYL	0	0			
DAP	1085	7	⚐⚐⚐⚐⚐⚐⚐		
IC	0	0			⚐

GURA BÎCULUI				RV	2542
				PRV	1746
				VVC	1510
ADF	783	7	⚐⚐⚐⚐⚐⚐⚐⚐		⚐
PC	249	2	⚐⚐		
SDP	0	0			
SPUEM	0	0			
NYL	0	0			
DAP	478	4	⚐⚐⚐⚐		
IC	0	0			

MERENII NOI				RV	936
				PRV	118
				VVC	115
ADF	27	0			
PC	0	0			
SDP	0	0			
SPUEM	0	0			
NYL	0	0			
DAP	88	0			⚐
IC	0	0			

HÎRBOVĂȚ				RV	4010
				PRV	2782
				VVC	2601
ADF	2277	13	⚐⚐⚐⚐⚐⚐⚐⚐⚐⚐⚐⚐⚐⚐⚐		⚐
PC	0	0			
SDP	0	0			
SPUEM	0	0			
NYL	0	0			
DAP	324	2	⚐⚐		
IC	0	0			

PUHĂCENI				RV	2484
				PRV	1798
				VVC	1600
ADF	364	3	⚐⚐⚐		
PC	0	0			
SDP	0	0			
SPUEM	0	0			
NYL	0	0			
DAP	1236	12	⚐⚐⚐⚐⚐⚐⚐⚐⚐⚐⚐⚐⚐⚐⚐		⚐
IC	0	0			

ROȘCANI				RV	1729
				PRV	1037
				VVC	946
ADF	442	6	⚐⚐⚐⚐⚐⚐⚐⚐		
PC	118	1	⚐		
SDP	0	0			
SPUEM	0	0			
NYL	0	0			
DAP	386	6	⚐⚐⚐⚐⚐⚐⚐		
IC	0	0			

TODIREȘTI				RV	1123
				PRV	807
				VVC	725
ADF	226	3	⚐⚐⚐		
PC	0	0			
SDP	0	0			
SPUEM	0	0			
NYL	128	2	⚐⚐		
DAP	371	6	⚐⚐⚐⚐⚐⚐⚐		⚐
IC	0	0			

RUSENI				RV	963
				PRV	766
				VVC	688
ADF	27	0			
PC	0	0			
SDP	0	0			
SPUEM	0	0			
NYL	0	0			
DAP	603	10	⚐⚐⚐⚐⚐⚐⚐⚐⚐⚐⚐		⚐
IC	58	1	⚐		

TROIȚA NOUĂ				RV	600
				PRV	545
				VVC	540
ADF	0	0			
PC	0	0			
SDP	0	0			
SPUEM	0	0			
NYL	0	0			
DAP	540	9	⚐⚐⚐⚐⚐⚐⚐⚐⚐		⚐
IC	0	0			

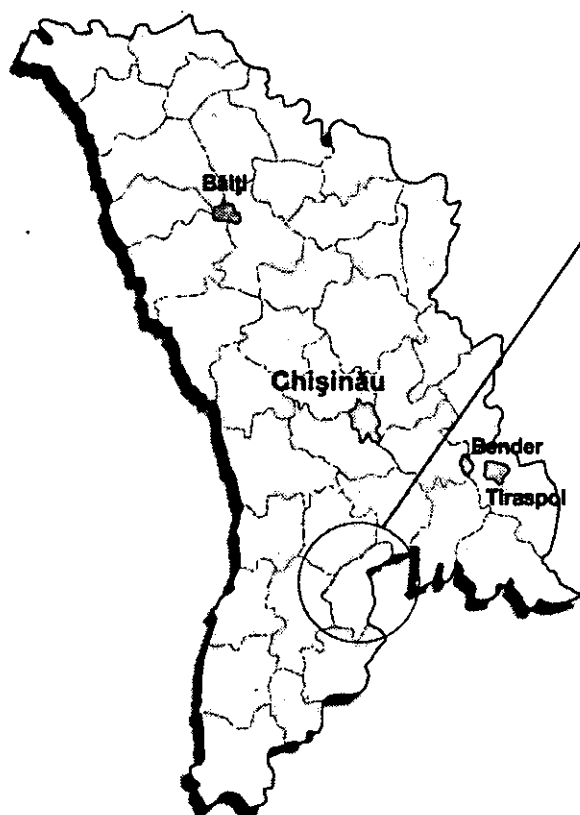
SPEIA				RV	1871
				PRV	1426
				VVC	1306
ADF	137	1	⚐		
PC	44	0			
SDP	0	0			
SPUEM	0	0			
NYL	0	0			
DAP	930	11	⚐⚐⚐⚐⚐⚐⚐⚐⚐⚐⚐		⚐
IC	195	1	⚐		

ȘERPENI				RV	2330
				PRV	1250
				VVC	1135
ADF	390	4	⚐⚐⚐⚐		
PC	0	0			
SDP	0	0			
SPUEM	0	0			
NYL	0	0			
DAP	745	9	⚐⚐⚐⚐⚐⚐⚐⚐⚐		
IC	0	0			

TELIȚA				RV	756
				PRV	626
				VVC	501
ADF	102	2	⚐⚐		
PC	130	3	⚐⚐⚐		
SDP	0	0			
SPUEM	0	0			
NYL	0	0			
DAP	269	6	⚐⚐⚐⚐⚐⚐		⚐
IC	0	0			

ȚÂNȚĂRENI				RV	1862
				PRV	1104
				VVC	998
ADF	134	1	⚐		
PC	0	0			
SDP	0	0			
SPUEM	0	0			
NYL	0	0			
DAP	864	10	⚐⚐⚐⚐⚐⚐⚐⚐⚐⚐		⚐
IC	0	0			

3

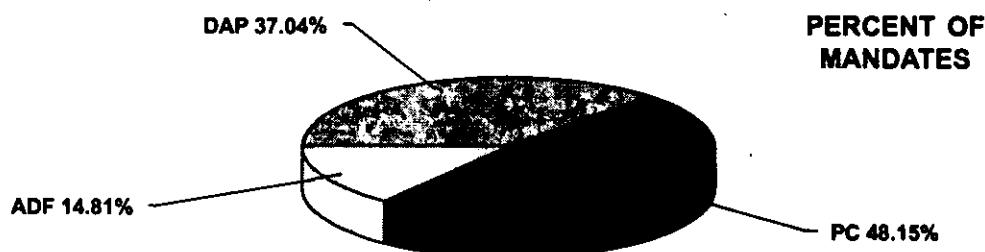


BASARABEASCA DISTRICT

- Surface area, sq.km. 510
- Distance from capital, km 101
- Number of registered voters 28319
- Number of participating registered voters 19784
- Percent of participating registered voters 69.86
- Number of valid votes cast 17188

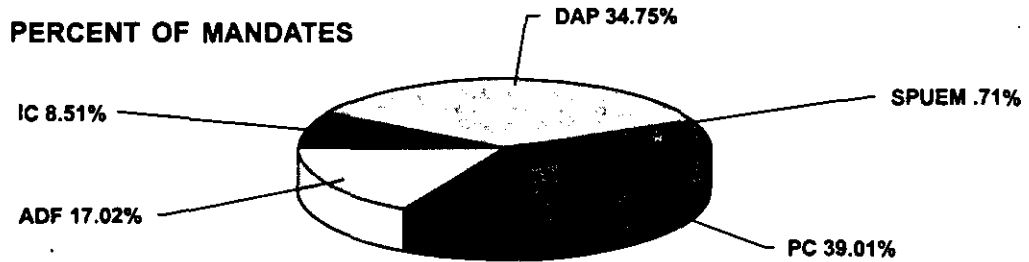
3

RESULTS OF THE ELECTIONS TO THE DISTRICT COUNCIL




No.	Name of party/ socio-political organization/ electoral bloc	Abbreviation	Number of votes	Percent of total	Mandates
1.	Alliance of Democratic Forces	ADF	2743	15.96	4
2.	Party of Communists	PC	7938	46.18	13
3.	Social-Democratic Party	SDP	0	0.00	0
4.	Socialist Party and "Unitate-Edinstvo" Movement	SPUEM	0	0.00	0
5.	Economic Revival Party	ERP	0	0.00	0
6.	National Youth League	NYL	0	0.00	0
7.	Women's Association	WA	0	0.00	0
8.	Democratic Agrarian Party	DAP	6507	37.86	10
9.	Independent Candidates	IC	0	0.00	0

RESULTS OF THE ELECTIONS TO CITY AND VILLAGE COUNCILS



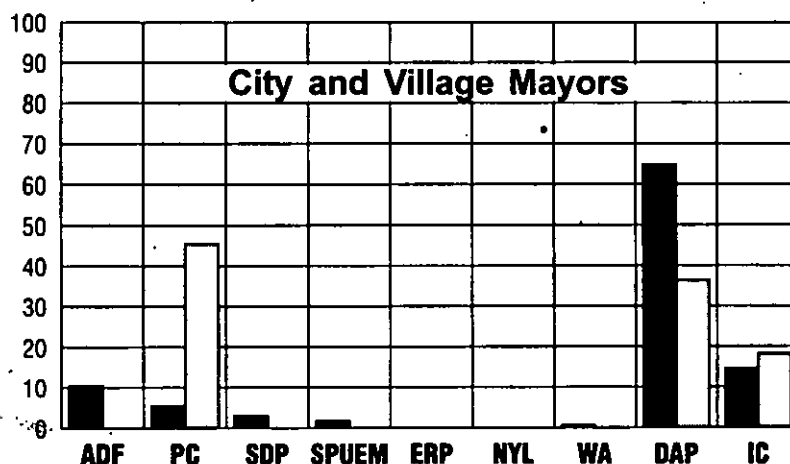
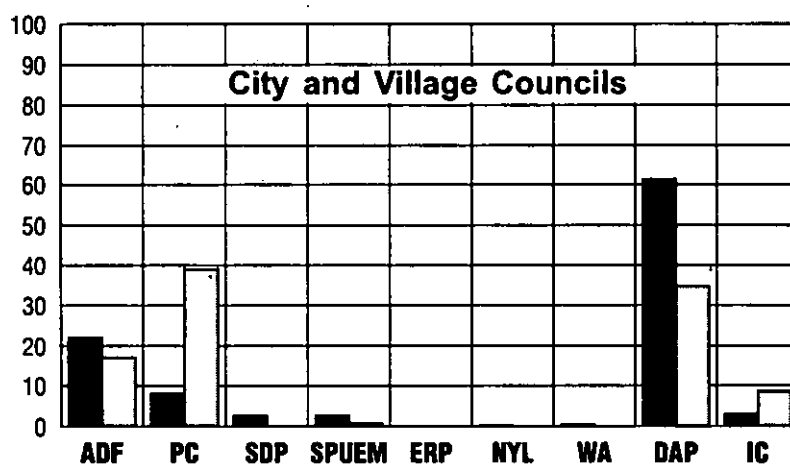
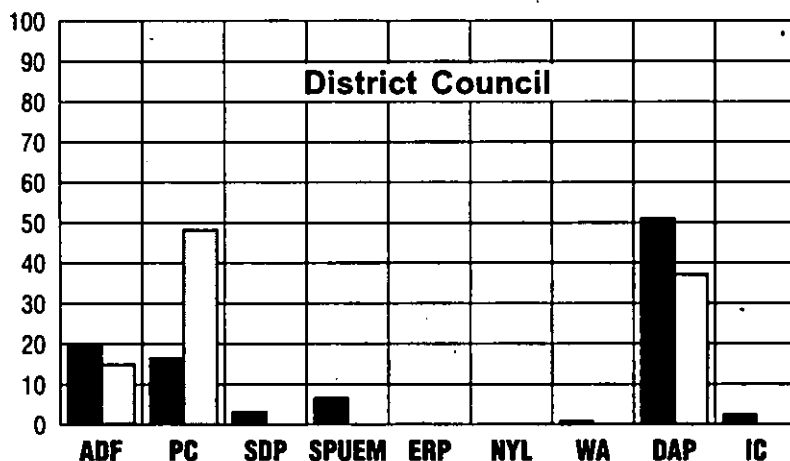
No.	Name of party/ socio-political organization/ electoral bloc	Abbrevia- tion	Number of votes	Percent of total	Man- dates
1.	Alliance of Democratic Forces	ADF	2370	13.68	24
2.	Party of Communists	PC	6951	40.13	55
3.	Social-Democratic Party	SDP	0	0.00	0
4.	Socialist Party and "Unitate-Edinstvo" Movement	SPUEM	303	1.75	1
5.	Economic Revival Party	ERP	0	0.00	0
6.	National Youth League	NYL	0	0.00	0
7.	Women's Association	WA	0	0.00	0
8.	Democratic Agrarian Party	DAP	5618	32.43	49
9.	Independent Candidates	IC	2081	12.01	12

RESULTS OF THE ELECTIONS OF CITY AND VILLAGE MAYORS



No.	Name of party/ socio-political organization/ electoral bloc	Abbrevia- tion	Number of votes	Percent of total	Man- dates
1.	Alliance of Democratic Forces	ADF	1050	5.85	0
2.	Party of Communists	PC	6813	37.93	5
3.	Social-Democratic Party	SDP	0	0.00	0
4.	Socialist Party and "Unitate-Edinstvo" Movement	SPUEM	0	0.00	0
5.	Economic Revival Party	ERP	0	0.00	0
6.	National Youth League	NYL	0	0.00	0
7.	Women's Association	WA	0	0.00	0
8.	Democratic Agrarian Party	DAP	5800	32.29	4
9.	Independent Candidates	IC	4300	23.94	2

COMPARATIVE RESULTS OF THE ELECTIONS BY DISTRICT AND ENTIRE REPUBLIC



■ Mandates republic
as a whole

□ Mandates in given
district

VOTES ACCUMULATED AND MANDATES OBTAINED IN LOCALITIES

3

Locality name	BAŞCALIA	RV	2353	Number of registered voters
		PRV	1913	Number of participating registered voters
		VVC	1231	Number of valid votes cast
Abbreviation	ADF	336	4	Mayors
	PC	186	2	Councilors
	SPUEM	0	0	
	DAP	366	5	
Number of votes	IC	343	2	
Mandates				

BASARABEASCA				RV	9025
				PRV	5849
				VVC	5539
ADF	210	0			
PC	4023	15			
SPUEM	303	1			
DAP	958	3			
IC	45	0			

AVDARMA				RV	2667
				PRV	2057
				VVC	1887
ADF	0	0			
PC	279	2			
SPUEM	0	0			
DAP	1188	9			
IC	420	2			

ABACLIA				RV	3478
				PRV	2122
				VVC	1870
ADF	712	6			
PC	0	0			
SPUEM	0	0			
DAP	1158	9			
IC	0	0			

BAŞCALIA				RV	2353
				PRV	1913
				VVC	1231
ADF	336	4			
PC	186	2			
SPUEM	0	0			
DAP	366	5			
IC	343	2			

CARABETOVCA				RV	1075
				PRV	894
				VVC	809
ADF	153	2	⚐⚐		
PC	125	2	⚐⚐		
SPUEM	0	0			
DAP	475	7	⚐⚐⚐⚐⚐⚐⚐		⚐
IC	56	0			

ISERLIA				RV	929
				PRV	856
				VVC	777
ADF	142	2	⚐⚐		
PC	469	7	⚐⚐⚐⚐⚐⚐⚐		⚐
SPUEM	0	0			
DAP	166	2	⚐⚐		
IC	0	0			

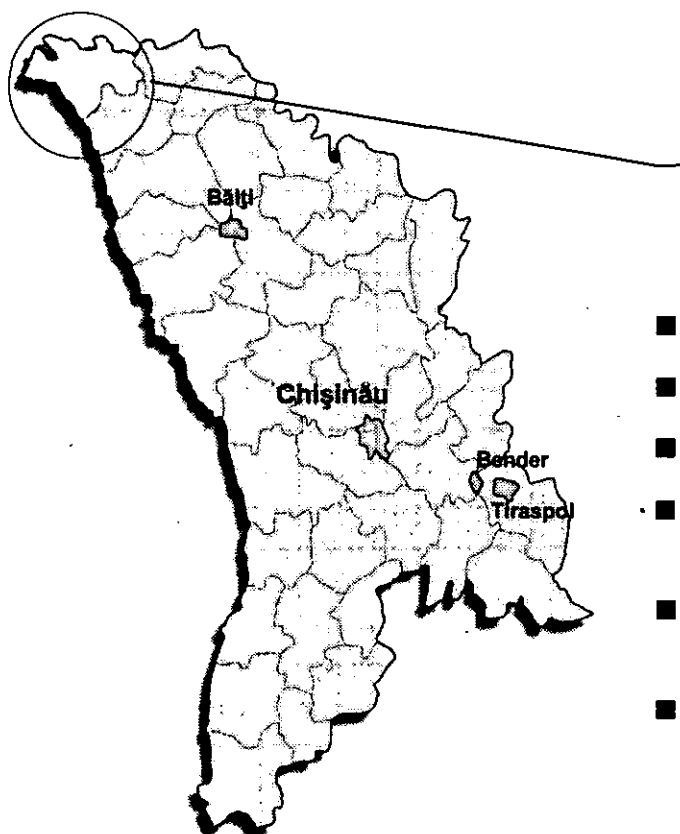
CHIRIET-LUNGA				RV	1695
				PRV	1276
				VVC	1215
ADF	0	0			
PC	743	8	⚐⚐⚐⚐⚐⚐⚐⚐		⚐
SPUEM	0	0			
DAP	233	2	⚐⚐		
IC	239	1	⚐		

SADACLIA				RV	2661
				PRV	1710
				VVC	1439
ADF	652	6	⚐⚐⚐⚐⚐⚐		
PC	231	2	⚐⚐		
SPUEM	0	0			
DAP	556	5	⚐⚐⚐⚐⚐		
IC	0	0			⚐

CIOC-MAIDAN				RV	2911
				PRV	1693
				VVC	1336
ADF	0	0			
PC	260	5	⚐⚐⚐⚐⚐		
SPUEM	0	0			
DAP	98	1	⚐		
IC	978	7	⚐⚐⚐⚐⚐⚐⚐		⚐

TROIȚCOE				RV	954
				PRV	858
				VVC	745
ADF	0	0			
PC	386	6	⚐⚐⚐⚐⚐⚐		⚐
SPUEM	0	0			
DAP	359	5	⚐⚐⚐⚐⚐		
IC	0	0			

IORDANOVCA				RV	544
				PRV	509
				VVC	475
ADF	165	4	⚐⚐⚐⚐		
PC	249	6	⚐⚐⚐⚐⚐⚐		⚐
SPUEM	0	0			
DAP	61	1	⚐		
IC	0	0			

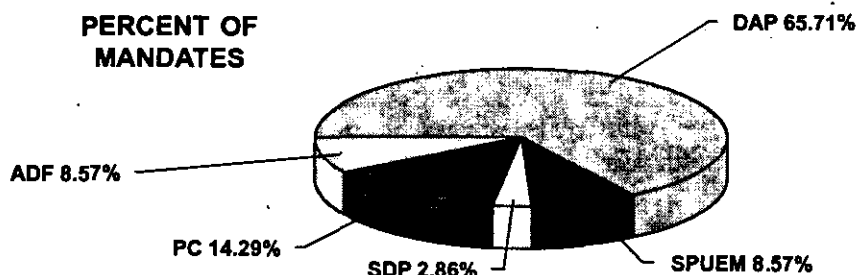


BRICENI DISTRICT

- Surface area, sq.km. 810
- Distance from capital, km 230
- Number of registered voters 60995
- Number of participating registered voters 46990
- Percent of participating registered voters 77.04
- Number of valid votes cast 42734

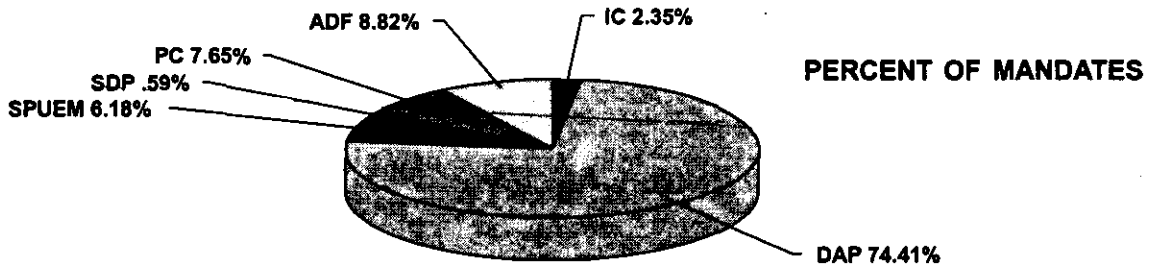
3

RESULTS OF THE ELECTIONS TO THE DISTRICT COUNCIL




No.	Name of party/ socio-political organization/ electoral bloc	Abbrevia- tion	Number of votes	Percent of total	Man- dates
1.	Alliance of Democratic Forces	ADF	4269	9.99	3
2.	Party of Communists	PC	5915	13.84	5
3.	Social-Democratic Party	SDP	1521	3.56	1
4.	Socialist Party and "Unitate-Edinstvo" Movement	SPUEM	4317	10.10	3
5.	Economic Revival Party	ERP	0	0.00	0
6.	National Youth League	NYL	0	0.00	0
7.	Women's Association	WA	0	0.00	0
8.	Democratic Agrarian Party	DAP	26712	62.51	23
9.	Independent Candidates	IC	0	0.00	0

RESULTS OF THE ELECTIONS TO CITY AND VILLAGE COUNCILS



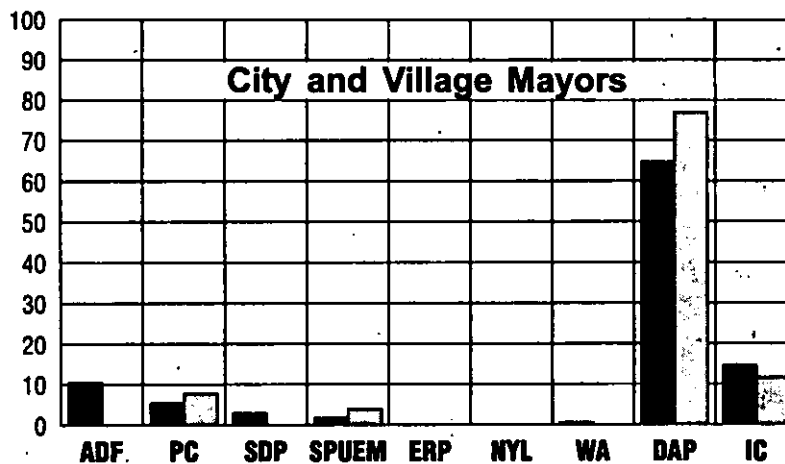
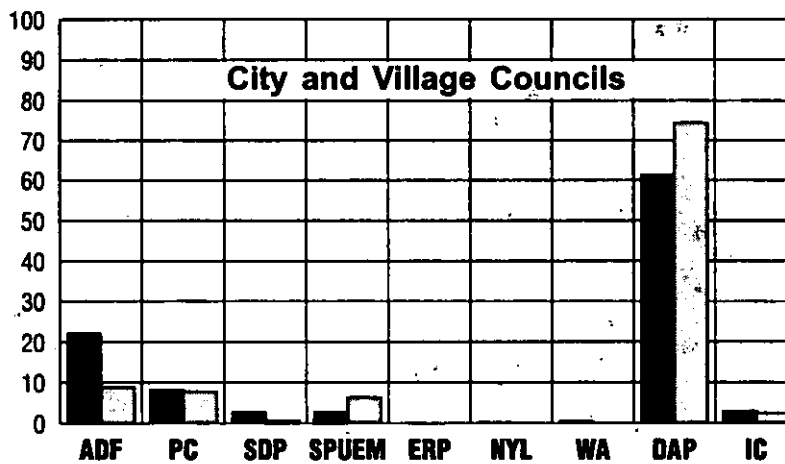
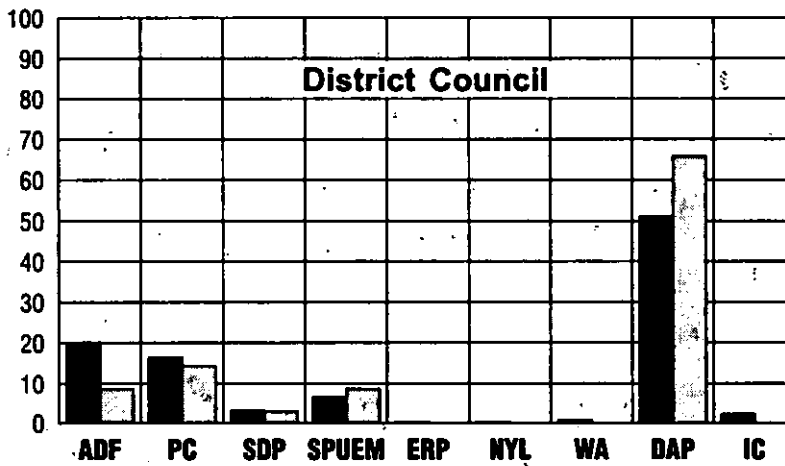
No.	Name of party/ socio-political organization/ electoral bloc	Abbrevia- tion	Number of votes	Percent of total	Man- dates
1.	Alliance of Democratic Forces	ADF	3629	8.78	30
2.	Party of Communists	PC	3707	8.97	26
3.	Social-Democratic Party	SDP	434	1.05	2
4.	Socialist Party and "Unitate-Edinstvo" Movement	SPUEM	3077	7.45	21
5.	Economic Revival Party	ERP	0	0.00	0
6.	National Youth League	NYL	0	0.00	0
7.	Women's Association	WA	0	0.00	0
8.	Democratic Agrarian Party	DAP	28529	69.05	253
9.	Independent Candidates	IC	1942	4.70	8

RESULTS OF THE ELECTIONS OF CITY AND VILLAGE MAYORS



No.	Name of party/ socio-political organization/ electoral bloc	Abbrevia- tion	Number of votes	Percent of total	Man- dates
1.	Alliance of Democratic Forces	ADF	2371	5.97	0
2.	Party of Communists	PC	2505	6.31	2
3.	Social-Democratic Party	SDP	507	1.28	0
4.	Socialist Party and "Unitate-Edinstvo" Movement	SPUEM	2132	5.37	1
5.	Economic Revival Party	ERP	0	0.00	0
6.	National Youth League	NYL	0	0.00	0
7.	Women's Association	WA	0	0.00	0
8.	Democratic Agrarian Party	DAP	24632	62.01	20
9.	Independent Candidates	IC	7576	19.07	3

COMPARATIVE RESULTS OF THE ELECTIONS BY DISTRICT AND ENTIRE REPUBLIC



■ Mandates republic
as a whole

□ Mandates in given
district

VOTES ACCUMULATED AND MANDATES OBTAINED IN LOCALITIES

Locality name	BALASINEȘTI				RV	1884	Number of registered voters
					PRV	1629	Number of participating registered voters
					VVC	1343	Number of valid votes cast
	ADF	0	0				
	PC	252	1				
	SDP	0	0				
	SPUEM	0	0				
	DAP	1091	10				
Abbreviation	IC	0	0				Mayor
Number of votes							
Mandates							Councilors

BRICENI				RV	6865
				PRV	4220
				VVC	3491
ADF	198	1			
PC	1241	8			
SDP	132	0			
SPUEM	731	4			
DAP	993	6			
IC	196	0			

BALASINEȘTI				RV	1884
				PRV	1629
				VVC	1343
ADF	0	0			
PC	252	1			
SDP	0	0			
SPUEM	0	0			
DAP	1091	10			
IC	0	0			

LIPCANI				RV	4623
				PRV	2820
				VVC	2444
ADF	0	0			
PC	1336	10			
SDP	302	2			
SPUEM	155	1			
DAP	590	4			
IC	61	0			

BERLINȚI				RV	1437
				PRV	1147
				VVC	1064
ADF	0	0			
PC	252	2			
SDP	0	0			
SPUEM	0	0			
DAP	812	9			
IC	0	0			

BOGDĂNEȘTI				RV	895
				PRV	783
				VVC	704
ADF	0	0			
PC	0	0			
SDP	0	0			
SPUEM	0	0			
DAP	258	9	AAAAAAAAAAAA		
IC	446	2	AA		A

CARACUȘENII VECI				RV	3022
				PRV	2005
				VVC	1953
ADF	0	0			
PC	0	0			
SDP	0	0			
SPUEM	0	0			
DAP	1953	13	AAAAAAAAAAAAAAAAAAAA		A
IC	0	0			

BULBOACA				RV	875
				PRV	848
				VVC	616
ADF	0	0			
PC	0	0			A
SDP	0	0			
SPUEM	0	0			
DAP	616	11	AAAAAAAAAAAAAAAAAAAA		
IC	0	0			

COLICĂUȚI				RV	2506
				PRV	2281
				VVC	2108
ADF	0	0			
PC	0	0			
SDP	0	0			
SPUEM	414	2	AAA		
DAP	1694	11	AAAAAAAAAAAAAAAAAAAA		A
IC	0	0			

BĂLCĂUȚI				RV	649
				PRV	598
				VVC	566
ADF	217	3	AAA		
PC	0	0			
SDP	0	0			
SPUEM	0	0			
DAP	349	6	AAAAAAA		A
IC	0	0			

CORJEUȚI				RV	4840
				PRV	2674
				VVC	2372
ADF	505	4	AAAAA		
PC	0	0			
SDP	0	0			
SPUEM	0	0			
DAP	1460	12	AAAAAAAAAAAAAAAAAAAA		A
IC	407	1	A		




CĂRACUȘENII NOI				RV	425
				PRV	348
				VVC	193
ADF	0	0			
PC	0	0			
SDP	0	0			
SPUEM	0	0			
DAP	193	9	AAAAAAAAAAAAAAAAAAAA		A
IC	0	0			





COTEALA				RV	1686
				PRV	1163
				VVC	1054
ADF	430	4	AAAAA		
PC	0	0			
SDP	0	0			
SPUEM	0	0			
DAP	624	7	AAAAAAA		A
IC	0	0			

COTIUJENI				RV	2478
				PRV	2075
				VVC	1886
ADF	841	6	00000000		
PC	0	0			
SDP	0	0			
SPUEM	0	0			
DAP	1045	7	00000000		
IC	0	0			

GRIMĂNCĂUȚI				RV	3145
				PRV	2661
				VVC	2465
ADF	271	1			
PC	0	0			
SDP	0	0			
SPUEM	0	0			
DAP	2194	12			
IC	0	0			

<div style="text-align: center; font-size: 2em; font-weight: bold;">CRIVA</div>				RV	1402
				PRV	915
				VVC	647
ADF	0	0			
PC	0	0			
SDP	0	0			
SPUEM	0	0			
DAP	265	8	👤👤👤👤👤👤👤👤		👤
IC	382	3	👤👤👤		

<h1>HALAHORA DE SUS</h1>				RV	1241
				PRV	1092
				VVC	1050
ADF	52	0			
PC	25	0			
SDP	0	0			
SPUEM	223	2			
DAP	750	9			
IC	0	0			

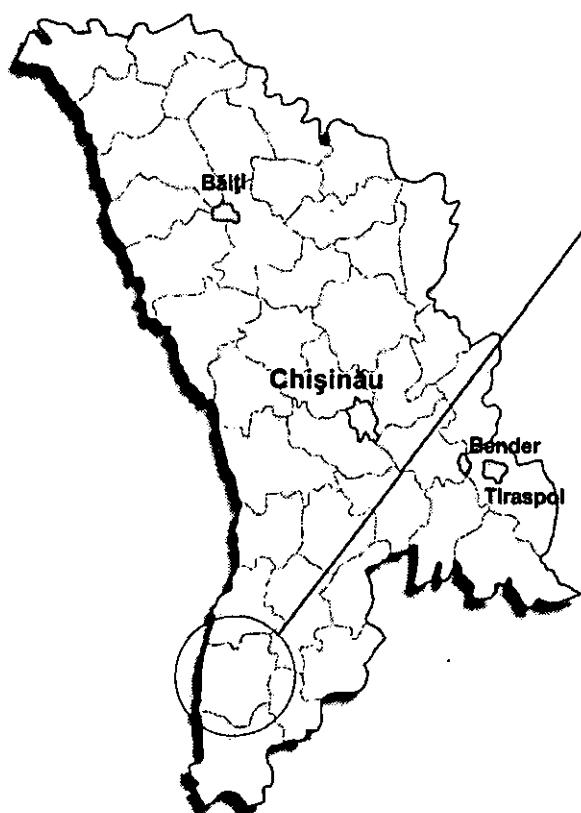
DREPCĂUȚI				RV	2198
				PRV	1719
				VVC	1582
ADF	527	4			
PC	0	0			
SDP	0	0			
SPUEM	0	0			
DAP	852	6			
IC	203	1			

HLINA				RV	872
				PRV	734
				VVC	660
ADF	283	5	000000		
PC	0	0			
SDP	0	0			
SPUEM	0	0			
DAP	377	6	000000		0
IC	0	0			

GHILAVĂȚ				RV	1959
				PRV	1661
				VVC	1458
ADF	0	0			
PC	601	5	⚙⚙⚙⚙⚙⚙		⚙
SDP	0	0			
SPUEM	353	3	⚙⚙⚙		
DAP	461	3	⚙⚙⚙		
IC	43	0			

LARGA				RV	4121
				PRV	3371
				VVC	3250
ADF	0	0			
PC	0	0			
SDP	0	0			
SPEUM	0	0			
DAP	3250	15			
IC	0	0			


CAHUL DISTRICT



- Surface area, sq.km. 800
- Distance from capital, km 173
- Number of registered voters 52109
- Number of participating registered voters 27987
- Percent of participating registered voters 53.71
- Number of valid votes cast 25411


3

RESULTS OF THE ELECTIONS TO THE DISTRICT COUNCIL




No.	Name of party/ socio-political organization/ electoral bloc	Abbrevia- tion	Number of votes	Percent of total	Man- dates
1.	Alliance of Democratic Forces	ADF	5146	20.25	7
2.	Party of Communists	PC	10127	39.85	14
3.	Social-Democratic Party	SDP	0	0.00	0
4.	Socialist Party and "Unitate-Edinstvo" Movement	SPUEM	757	2.98	1
5.	Economic Revival Party	ERP	0	0.00	0
6.	National Youth League	NYL	0	0.00	0
7.	Women's Association	WA	0	0.00	0
8.	Democratic Agrarian Party	DAP	9381	36.92	13
9.	Independent Candidates	IC	0	0.00	0

RESULTS OF THE ELECTIONS TO CITY AND VILLAGE COUNCILS



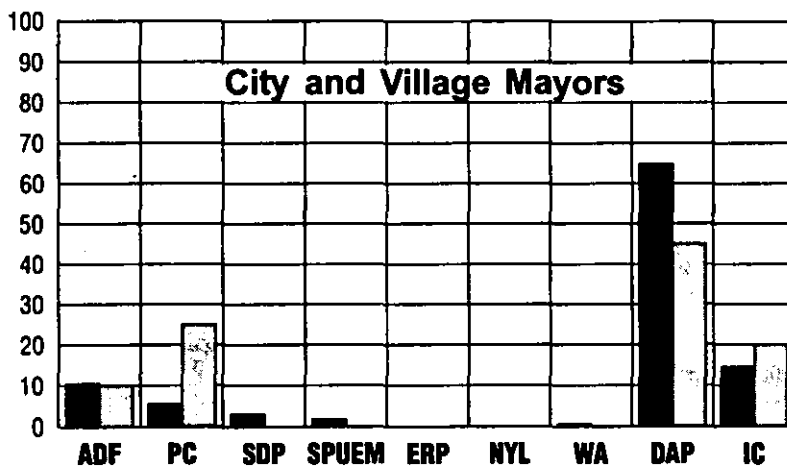
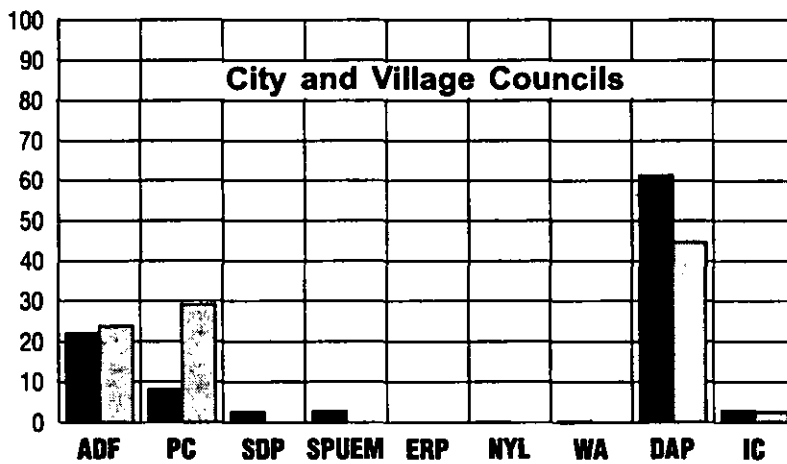
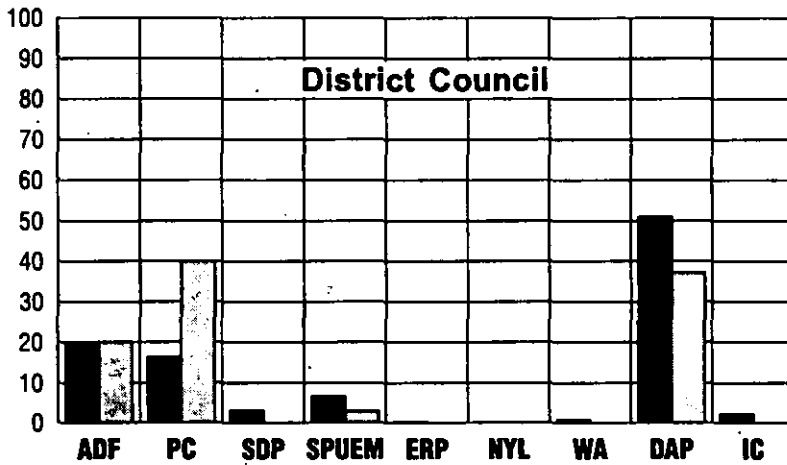
No.	Name of party/ socio-political organization/ electoral bloc	Abbrevia- tion	Number of votes	Percent of total	Man- dates
1.	Alliance of Democratic Forces	ADF	5124	20.08	58
2.	Party of Communists	PC	10108	39.62	71
3.	Social-Democratic Party	SDP	0	0.00	0
4.	Socialist Party and "Unitate-Edinstvo" Movement	SPUEM	118	0.46	0
5.	Economic Revival Party	ERP	0	0.00	0
6.	National Youth League	NYL	0	0.00	0
7.	Women's Association	WA	0	0.00	0
8.	Democratic Agrarian Party	DAP	9262	36.30	109
9.	Independent Candidates	IC	900	3.53	6

RESULTS OF THE ELECTIONS OF CITY AND VILLAGE MAYORS



No.	Name of party/ socio-political organization/ electoral bloc	Abbrevia- tion	Number of votes	Percent of total	Man- dates
1.	Alliance of Democratic Forces	ADF	3422	14.66	2
2.	Party of Communists	PC	8111	34.75	5
3.	Social-Democratic Party	SDP	0	0.00	0
4.	Socialist Party and "Unitate-Edinstvo" Movement	SPUEM	0	0.00	0
5.	Economic Revival Party	ERP	0	0.00	0
6.	National Youth League	NYL	0	0.00	0
7.	Women's Association	WA	0	0.00	0
8.	Democratic Agrarian Party	DAP	8153	34.93	9
9.	Independent Candidates	IC	3653	15.65	4

COMPARATIVE RESULTS OF THE ELECTIONS BY DISTRICT AND ENTIRE REPUBLIC



■ Mandates republic
as a whole

□ Mandates in given
district

VOTES ACCUMULATED AND MANDATES OBTAINED IN LOCALITIES

Locality name

Number of registered voters

Number of participating registered voters

Number of valid votes cast

Mayor

Councilors

Abbreviation

Number of votes

Mandates

LACU			RV	1301
			PRV	1149
			VVC	999
ADF	0	0		
PC	585	7	00000000	
SPUEM	0	0		
DAP	414	4	0000	0
IC	0	0		0

CAHUL			RV	24951
			PRV	6094
			VVC	5654
ADF	410	0		
PC	4501	0		
SPUEM	118	0		
DAP	625	0		
IC	0	0		

ANDRUȘUL DE SUS			RV	1044
			PRV	873
			VVC	799
ADF	513	7	00000000	0
PC	0	0		
SPUEM	0	0		
DAP	286	4	0000	
IC	0	0		

ANDRUȘUL DE JOS			RV	1229
			PRV	969
			VVC	918
ADF	440	5	000000	
PC	0	0		
SPUEM	0	0		
DAP	478	6	000000	
IC	0	0		0

BADICUL MOLDOVENESC			RV	922
			PRV	806
			VVC	746
ADF	128	2	00	
PC	122	1	0	
SPUEM	0	0		
DAP	496	8	00000000	0
IC	0	0		

BAURICI-MOLDOVENI				RV	1380
				PRV	1053
				VVC	968
ADF	190	2	▲▲		
PC	230	2	▲▲		
SPUEM	0	0			
DAP	548	7	▲▲▲▲▲▲▲		▲
IC	0	0			

CUCOARA				RV	1112
				PRV	1070
				VVC	770
ADF	308	4	▲▲▲▲		
PC	0	0			
SPUEM	0	0			
DAP	462	7	▲▲▲▲▲▲▲		▲
IC	0	0			

BUCURIA				RV	437
				PRV	401
				VVC	387
ADF	36	0			
PC	261	7	▲▲▲▲▲▲▲		
SPUEM	0	0			
DAP	90	2	▲▲		
IC	0	0			▲

HULUBOAI				RV	634
				PRV	544
				VVC	510
ADF	0	0			
PC	437	8	▲▲▲▲▲▲▲		▲
SPUEM	0	0			
DAP	73	1	▲		
IC	0	0			

BURLACU				RV	1301
				PRV	1149
				VVC	999
ADF	0	0			
PC	585	7	▲▲▲▲▲▲▲		
SPUEM	0	0			
DAP	414	4	▲▲▲▲		▲
IC	0	0			

LARGA NOUĂ				RV	1164
				PRV	1028
				VVC	859
ADF	237	3	▲▲▲		
PC	203	3	▲▲▲		
SPUEM	0	0			
DAP	419	7	▲▲▲▲▲▲▲		▲
IC	0	0			

COTIHANA				RV	783
				PRV	529
				VVC	473
ADF	360	9	▲▲▲▲▲▲▲▲▲		▲
PC	0	0			
SPUEM	0	0			
DAP	113	2	▲▲		
IC	0	0			

LEBEDENCO				RV	1800
				PRV	1348
				VVC	1178
ADF	59	0			
PC	564	6	▲▲▲▲▲▲		
SPUEM	0	0			
DAP	248	2	▲▲		
IC	307	3	▲▲▲		▲

CRIHANA VECHE				RV	2653
				PRV	1949
				VVC	1702
ADF	577	4	▲▲▲▲		
PC	298	2	▲▲		
SPUEM	0	0			
DAP	827	7	▲▲▲▲▲▲▲		
IC	0	0			

LOPĂȚICA				RV	538
				PRV	497
				VVC	482
ADF	0	0			
PC	387	8	▲▲▲▲▲▲▲		▲
SPUEM	0	0			
DAP	95	1	▲		
IC	0	0			

LUCEȘTI				RV	463
				PRV	379
				VVC	365
ADF	0	0			
PC	201	5	⚐⚐⚐⚐⚐⚐		⚐
SPUEM	0	0			
DAP	164	4	⚐⚐⚐⚐		
IC	0	0			

MANTA				RV	2402
				PRV	1919
				VVC	1651
ADF	0	0			
PC	366	3	⚐⚐⚐		
SPUEM	0	0			
DAP	788	8	⚐⚐⚐⚐⚐⚐⚐⚐⚐		⚐
IC	497	2	⚐⚐		

MOSCOVEI				RV	2446
				PRV	1810
				VVC	1648
ADF	61	0			
PC	1284	11	⚐⚐⚐⚐⚐⚐⚐⚐⚐⚐⚐⚐⚐⚐		⚐
SPUEM	0	0			
DAP	303	2	⚐⚐		
IC	0	0			

PELINEI				RV	1458
				PRV	1124
				VVC	1045
ADF	443	5	⚐⚐⚐⚐⚐⚐		
PC	0	0			
SPUEM	0	0			
DAP	602	6	⚐⚐⚐⚐⚐⚐		
IC	0	0			

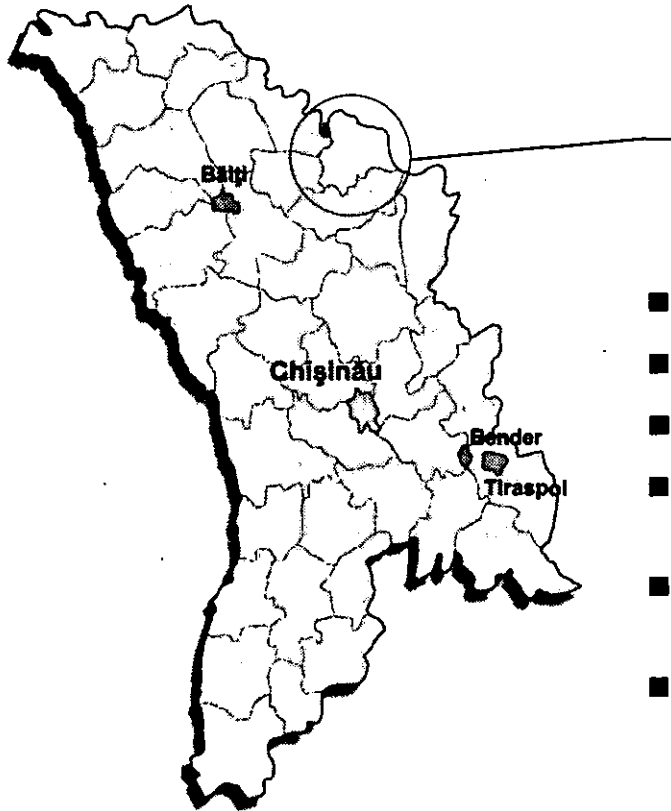
ROȘU				RV	1957
				PRV	1470
				VVC	1272
ADF	378	4	⚐⚐⚐⚐		
PC	233	2	⚐⚐		
SPUEM	0	0			
DAP	565	6	⚐⚐⚐⚐⚐⚐		⚐
IC	96	1	⚐		

TARACLIA DE SÂLCIE				RV	1038
				PRV	890
				VVC	803
ADF	63	1	⚐		
PC	436	6	⚐⚐⚐⚐⚐⚐		⚐
SPUEM	0	0			
DAP	304	4	⚐⚐⚐⚐		
IC	0	0			

TARTAU DE SÂLCIE				RV	605
				PRV	576
				VVC	555
ADF	131	2	⚐⚐		
PC	0	0			
SPUEM	0	0			
DAP	424	9	⚐⚐⚐⚐⚐⚐⚐⚐⚐		⚐
IC	0	0			

TĂTĂREȘTI				RV	1128
				PRV	735
				VVC	624
ADF	224	4	⚐⚐⚐⚐		
PC	0	0			
SPUEM	0	0			
DAP	400	7	⚐⚐⚐⚐⚐⚐⚐		⚐
IC	0	0			

ZÂRNEȘTI				RV	1561
				PRV	1373
				VVC	1104
ADF	566	6	⚐⚐⚐⚐⚐⚐		
PC	0	0			
SPUEM	0	0			
DAP	538	5	⚐⚐⚐⚐⚐		
IC	0	0			⚐



CAMENCA DISTRICT

- Surface area, sq.km. 750
- Distance from capital, km 160
- Number of registered voters 18452
- Number of participating registered voters 14712
- Percent of participating registered voters 79.73
- Number of valid votes cast 11529

RESULTS OF THE ELECTIONS TO THE DISTRICT COUNCIL

PERCENT OF
MANDATES



DAP 100.00%


No.	Name of party/ socio-political organization/ electoral bloc	Abbrevia- tion	Number of votes	Percent of total	Man- dates
1.	Alliance of Democratic Forces	ADF	0	0.00	0
2.	Party of Communists	PC	0	0.00	0
3.	Social-Democratic Party	SDP	0	0.00	0
4.	Socialist Party and "Unitate-Edinstvo" Movement	SPUEM	0	0.00	0
5.	Economic Revival Party	ERP	0	0.00	0
6.	National Youth League	NYL	0	0.00	0
7.	Women's Association	WA	0	0.00	0
8.	Democratic Agrarian Party	DAP	11529	100.00	27
9.	Independent Candidates	IC	0	0.00	0

RESULTS OF THE ELECTIONS TO CITY AND VILLAGE COUNCILS



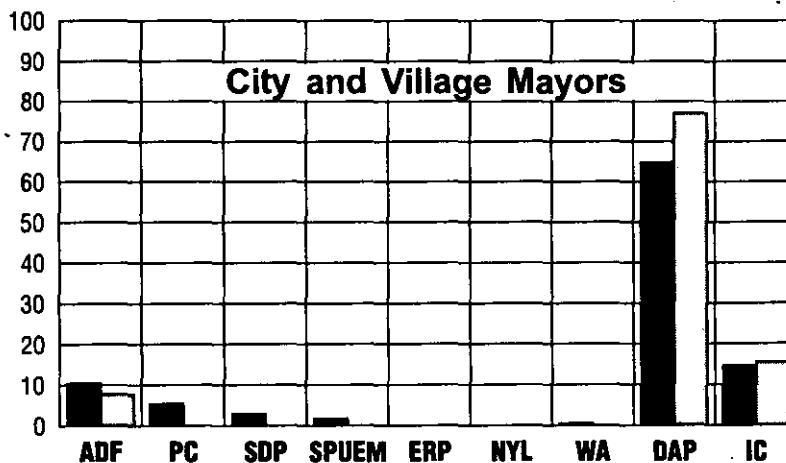
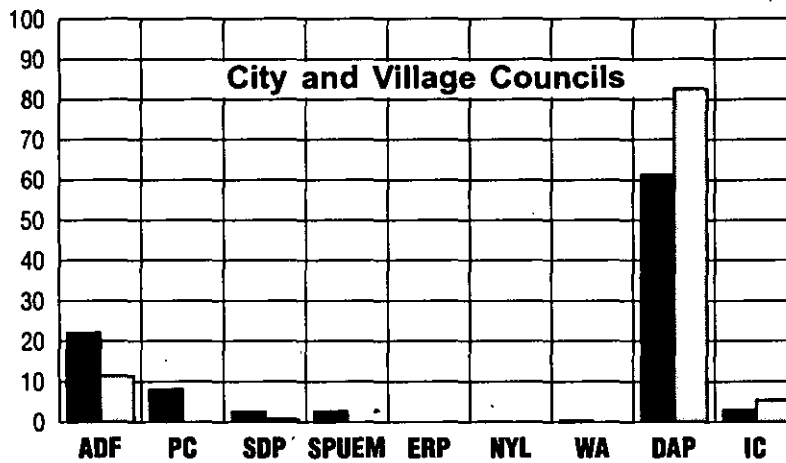
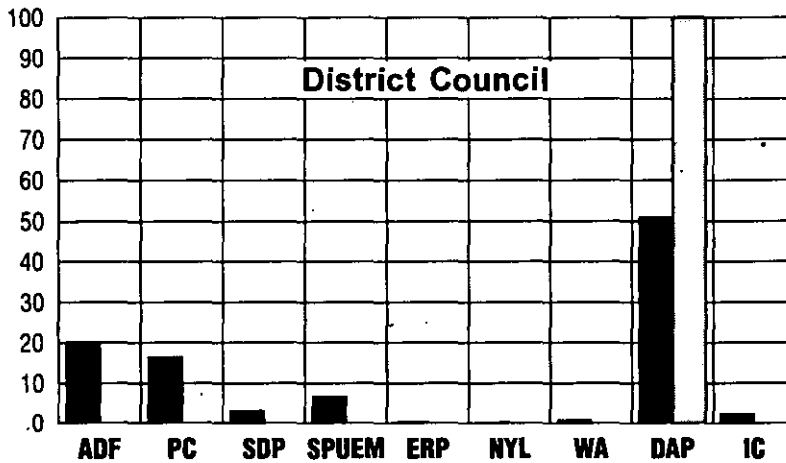
No.	Name of party/ socio-political organization/ electoral bloc	Abbrevia- tion	Number of votes	Percent of total	Man- dates
1.	Alliance of Democratic Forces	ADF	1407	11.21	17
2.	Party of Communists	PC	0	0.00	0
3.	Social-Democratic Party	SDP	85	0.68	1
4.	Socialist Party and "Unitate-Edinstvo" Movement	SPUEM	0	0.00	0
5.	Economic Revival Party	ERP	0	0.00	0
6.	National Youth League	NYL	0	0.00	0
7.	Women's Association	WA	0	0.00	0
8.	Democratic Agrarian Party	DAP	10022	79.84	123
9.	Independent Candidates	IC	1038	8.27	8

RESULTS OF THE ELECTIONS OF CITY AND VILLAGE MAYORS



No.	Name of party/ socio-political organization/ electoral bloc	Abbrevia- tion	Number of votes	Percent of total	Man- dates
1.	Alliance of Democratic Forces	ADF	434	3.30	1
2.	Party of Communists	PC	0	0.00	0
3.	Social-Democratic Party	SDP	50	0.38	0
4.	Socialist Party and "Unitate-Edinstvo" Movement	SPUEM	0	0.00	0
5.	Economic Revival Party	ERP	0	0.00	0
6.	National Youth League	NYL	0	0.00	0
7.	Women's Association	WA	0	0.00	0
8.	Democratic Agrarian Party	DAP	10257	78.01	10
9.	Independent Candidates	IC	2408	18.31	2

COMPARATIVE RESULTS OF THE ELECTIONS BY DISTRICT AND ENTIRE REPUBLIC



■ Mandates republic
as a whole

□ Mandates in given
district

3

VOTES ACCUMULATED AND MANDATES OBTAINED IN LOCALITIES

3

Locality name	CUNICEA	RV	3110	Number of registered voters
		PRV	2220	Number of participating registered voters
		VVC	1944	Number of valid votes cast
Abbreviation	ADF	0	0	Mayor
	SDP	0	0	
	DAP	1944	13	
	IC	0	0	
Number of votes				
Mandates				Councillors





CERLINA				RV	865
				PRV	671
				VVC	527
ADF	262	5	⚖⚖⚖⚖⚖		
SDP	0	0			
DAP	265	6	⚖⚖⚖⚖⚖⚖		
IC	0	0			

CUHUREȘTII DE SUS				RV	1924
				PRV	1623
				VVC	1414
ADF	186	1	⚖		
SDP	0	0			
DAP	1042	9	⚖⚖⚖⚖⚖⚖⚖⚖		
IC	186	1	⚖		



CUHUREȘTII DE JOS				RV	1717
				PRV	1468
				VVC	1159
ADF	0	0			
SDP	0	0			
DAP	1159	11	⚖⚖⚖⚖⚖⚖⚖⚖⚖⚖		
IC	0	0			

CUNICEA				RV	3110
				PRV	2220
				VVC	1944
ADF	0	0			
SDP	0	0			
DAP	1944	13	⚖⚖⚖⚖⚖⚖⚖⚖⚖⚖⚖⚖		
IC	0	0			

JAPCA				RV	1364
				PRV	1124
				VVC	958
ADF	391	4	00000		
SDP	0	0			
DAP	567	7	00000000		0
IC	0	0			

TÂRGUL- VERTIUJENI				RV	857
				PRV	723
				VVC	639
ADF	0	0			
SDP	85	1			
DAP	452	9			
IC	102	1			

NIMEREUCA				RV	1689
				PRV	1344
				VVC	1276
ADF	0	0			
SDP	0	0			
DAP	1276	13	AAAAAAAAAAAAAAAAAAAAAAAAAAAAAAAA		
IC	0	0			

VERTIUJENI				RV	1262
				PRV	1178
				VVC	1039
ADF	0	0			
SDP	0	0			
DAP	1039	11			
IC	0	0			

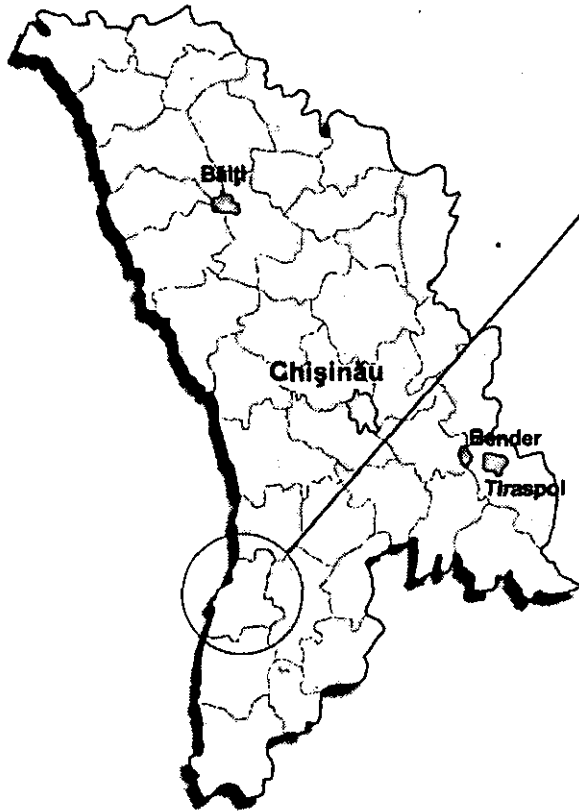
NĀPADOVA				RV	728
				PRV	648
				VVC	583
ADF	154	3	👤👤👤		
SDP	0	0			
DAP	429	8	👤👤👤👤👤👤👤👤		
IC	0	0			👤

VĂSCĂUȚI				RV	921
				PRV	841
				VVC	707
ADF	0	0			
SDP	0	0			
DAP	707	11	0000000000000000		0
IC	0	0			

SĂNĂȚAUCĂ				RV	2348
				PRV	1526
				VVC	1188
ADF	414	4	AAAA		
SDP	0	0			
DAP	774	9	AAAAAAAAAA		
IC	0	0			A

ZÄLUCENI				RV	696
				PRV	604
				VVC	512
ADF	0	0			
SDP	0	0			
DAP	228	9			
IC	284	2			

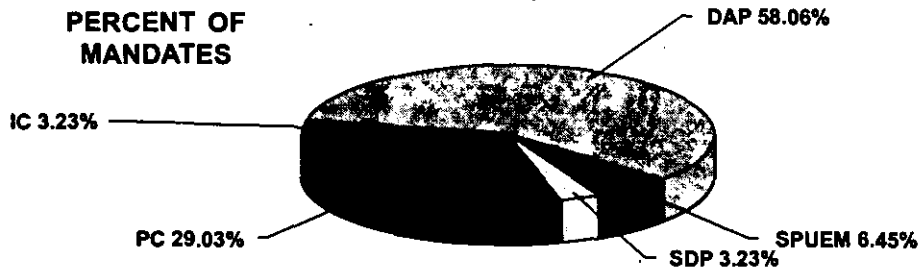
TEMELEUȚI				RV	941
				PRV	723
				VVC	606
ADF	0	0			
SDP	0	0			
DAP	140	7	00000000		0
IC	466	4	00000		



CANTEMIR DISTRICT

- Surface area, sq.km. 860
- Distance from capital, km 124
- Number of registered voters 37472
- Number of participating registered voters 29008
- Percent of participating registered voters 77.41
- Number of valid votes cast 25067

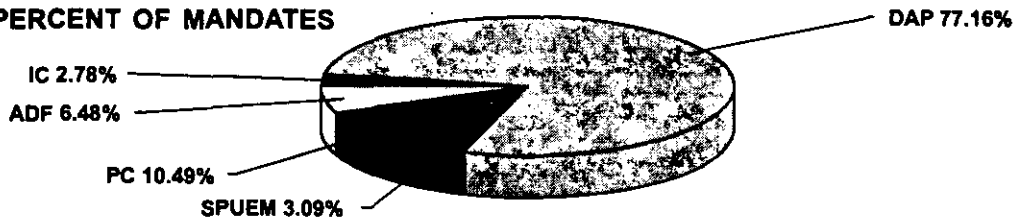
RESULTS OF THE ELECTIONS TO THE DISTRICT COUNCIL



No.	Name of party/ socio-political organization/ electoral bloc	Abbreviation	Number of votes	Percent of total	Mandates
1.	Alliance of Democratic Forces	ADF	0	0.00	0
2.	Party of Communists	PC	7021	28.01	9
3.	Social-Democratic Party	SDP	1507	6.01	1
4.	Socialist Party and "Unitate-Edinstvo" Movement	SPUEM	1510	6.02	2
5.	Economic Revival Party	ERP	0	0.00	0
6.	National Youth League	NYL	0	0.00	0
7.	Women's Association	WA	0	0.00	0
8.	Democratic Agrarian Party	DAP	13766	54.92	18
9.	Independent Candidates	IC	1263	5.04	1

RESULTS OF THE ELECTIONS TO CITY AND VILLAGE COUNCILS

PERCENT OF MANDATES



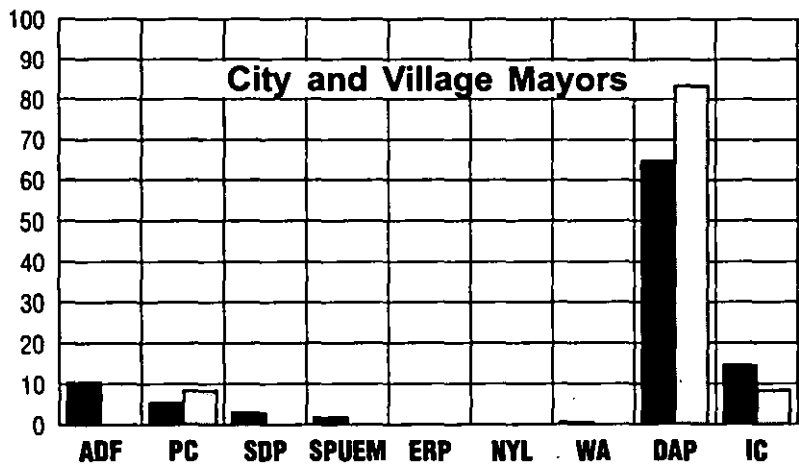
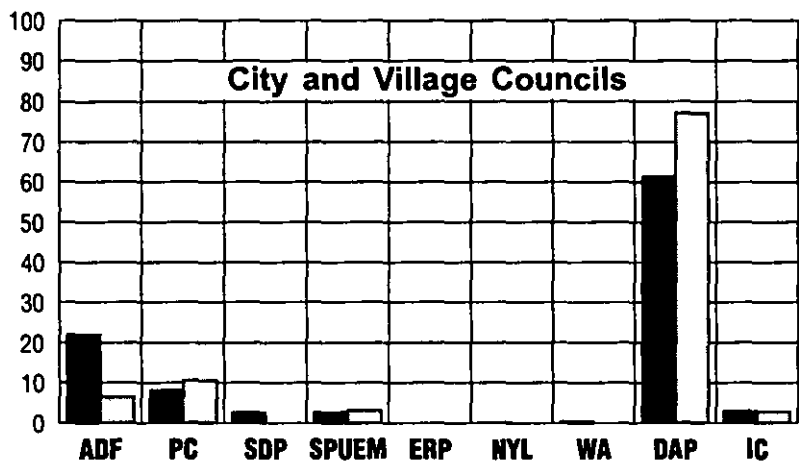
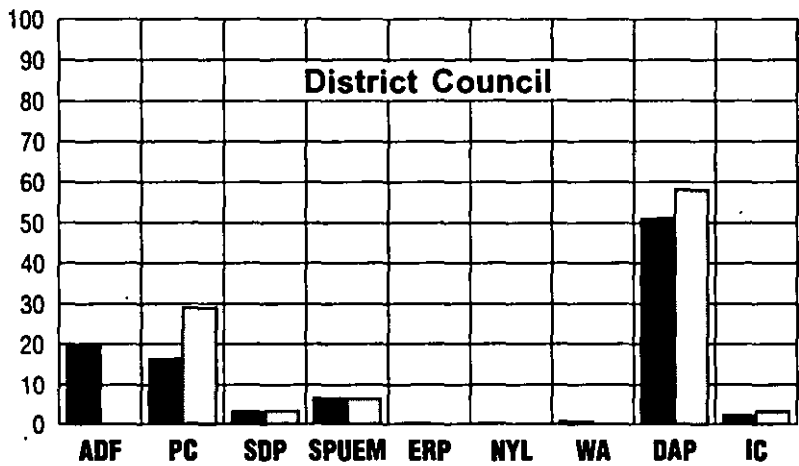
No.	Name of party/ socio-political organization/ electoral bloc	Abbrevia- tion	Number of votes	Percent of total	Man- dates
1.	Alliance of Democratic Forces	ADF	1909	7.90	21
2.	Party of Communists	PC	3100	12.83	34
3.	Social-Democratic Party	SDP	0	0.00	0
4.	Socialist Party and "Unitate-Edinstvo" Movement	SPUEM	772	3.19	10
5.	Economic Revival Party	ERP	0	0.00	0
6.	National Youth League	NYL	0	0.00	0
7.	Women's Association	WA	0	0.00	0
8.	Democratic Agrarian Party	DAP	16724	69.20	250
9.	Independent Candidates	IC	1661	6.87	9

RESULTS OF THE ELECTIONS OF CITY AND VILLAGE MAYORS



No.	Name of party/ socio-political organization/ electoral bloc	Abbrevia- tion	Number of votes	Percent of total	Man- dates
1.	Alliance of Democratic Forces	ADF	1017	4.41	0
2.	Party of Communists	PC	2325	10.07	2
3.	Social-Democratic Party	SDP	0	0.00	0
4.	Socialist Party and "Unitate-Edinstvo" Movement	SPUEM	479	2.08	0
5.	Economic Revival Party	ERP	0	0.00	0
6.	National Youth League	NYL	0	0.00	0
7.	Women's Association	WA	0	0.00	0
8.	Democratic Agrarian Party	DAP	17348	75.16	20
9.	Independent Candidates	IC	1911	8.28	2

COMPARATIVE RESULTS OF THE ELECTIONS
BY DISTRICT AND ENTIRE REPUBLIC



■ Mandates republic as a whole □ Mandates in given district

3

HARAGÂȘ				RV	588
				PRV	413
				VVC	373
ADF	0	0			
PC	81	2	▲▲		
SPUEM	0	0			
DAP	292	9	▲▲▲▲▲▲▲▲▲▲		▲
IC	0	0			

PORUMBEȘTI				RV	1012
				PRV	721
				VVC	558
ADF	0	0			
PC	0	0			
SPUEM	0	0			
DAP	290	10	▲▲▲▲▲▲▲▲▲▲		▲
IC	268	1	▲		

LINGURA				RV	854
				PRV	720
				VVC	396
ADF	0	0			
PC	0	0			▲
SPUEM	0	0			
DAP	396	11	▲▲▲▲▲▲▲▲▲▲		
IC	0	0			

RUMEANȚEV				RV	569
				PRV	511
				VVC	386
ADF	0	0			
PC	0	0			
SPUEM	0	0			
DAP	386	11	▲▲▲▲▲▲▲▲▲▲		▲
IC	0	0			

LĂRGUȚA				RV	1782
				PRV	1311
				VVC	742
ADF	0	0			
PC	0	0			
SPUEM	0	0			
DAP	742	13	▲▲▲▲▲▲▲▲▲▲		
IC	0	0			

STOIANOVCA				RV	985
				PRV	912
				VVC	832
ADF	0	0			
PC	467	7	▲▲▲▲▲▲▲		▲
SPUEM	106	1	▲		
DAP	259	3	▲▲▲		
IC	0	0			

PLEȘENI				RV	1770
				PRV	1429
				VVC	1282
ADF	172	1	▲		
PC	0	0			
SPUEM	0	0			
DAP	1110	12	▲▲▲▲▲▲▲▲▲▲		▲
IC	0	0			

TARTAU				RV	1134
				PRV	835
				VVC	722
ADF	0	0			
PC	0	0			
SPUEM	0	0			
DAP	722	11	▲▲▲▲▲▲▲▲▲▲		▲
IC	0	0			

PLOPI				RV	1155
				PRV	930
				VVC	593
ADF	0	0			
PC	0	0			
SPUEM	0	0			
DAP	593	11	▲▲▲▲▲▲▲▲▲▲		▲
IC	0	0			

TOCENI				RV	549
				PRV	432
				VVC	282
ADF	0	0			
PC	0	0			
SPUEM	0	0			
DAP	282	9	▲▲▲▲▲▲▲▲		▲
IC	0	0			

VIŠNIOVCA				RV	1116
				PRV	746
				VVC	532
ADF	0	0			
PC	0	0			
SPUEM	278	6	00000000		
DAP	164	4	00000		0
IC	90	1	0		

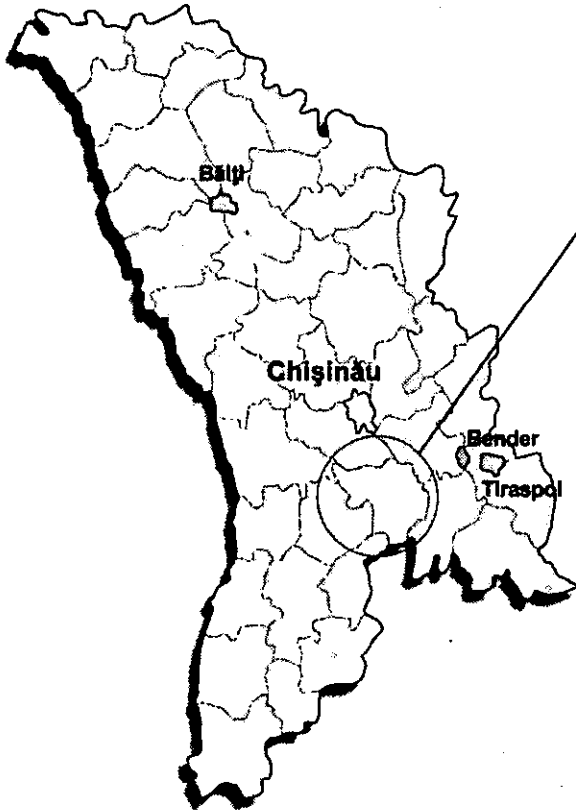
VÂLCELE				RV	270
				PRV	243
				VVC	186
ADF	0	0			
PC	0	0			
SPUEM	0	0			
DAP	186	9			
IC	0	0			

ŞAMALIA				RV	773
				PRV	683
				VVC	588
ADF	108	4	00000		
PC	0	0			
SPUEM	0	0			
DAP	102	3	0000		
IC	378	4	00000		

TÂGANCA				RV	2106
				PRV	1677
				VVC	1540
ADF	0	0			
PC	0	0			
SPUEM	0	0			
DAP	1540	13	AAAAAAAAAAAAAAAAAAAA	A	
IC	0	0			

CĂINARI

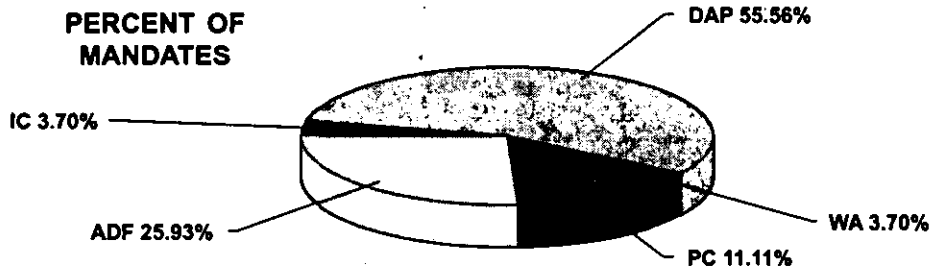
DISTRICT



- Surface area, sq.km. 680
- Distance from capital, km 50
- Number of registered voters 26761
- Number of participating registered voters 19950
- Percent of participating registered voters 74.55
- Number of valid votes cast 17448

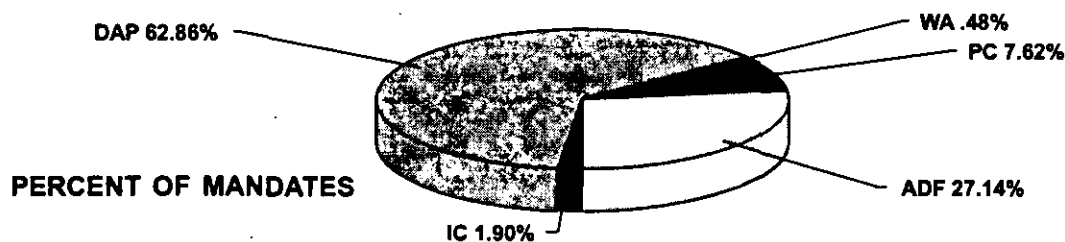
3

RESULTS OF THE ELECTIONS TO THE DISTRICT COUNCIL



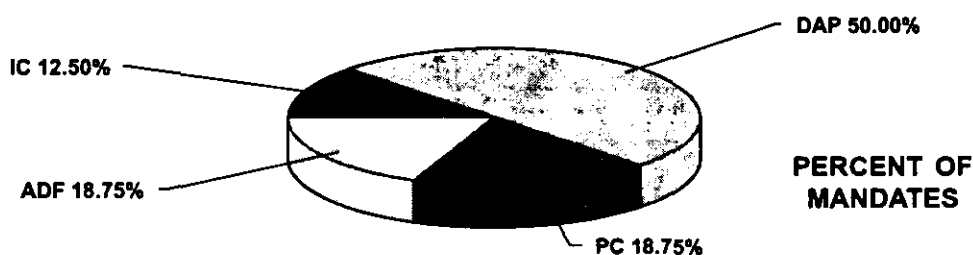
No.	Name of party/ socio-political organization/ electoral bloc	Abbreviation	Number of votes	Percent of total	Mandates
1.	Alliance of Democratic Forces	ADF	4586	26.28	7
2.	Party of Communists	PC	2129	12.20	3
3.	Social-Democratic Party	SDP	0	0.00	0
4.	Socialist Party and "Unitate-Edinstvo" Movement	SPUEM	0	0.00	0
5.	Economic Revival Party	ERP	0	0.00	0
6.	National Youth League	NYL	0	0.00	0
7.	Women's Association	WA	1012	5.80	1
8.	Democratic Agrarian Party	DAP	8796	50.41	15
9.	Independent Candidates	IC	925	5.30	1

RESULTS OF THE ELECTIONS TO CITY AND VILLAGE COUNCILS



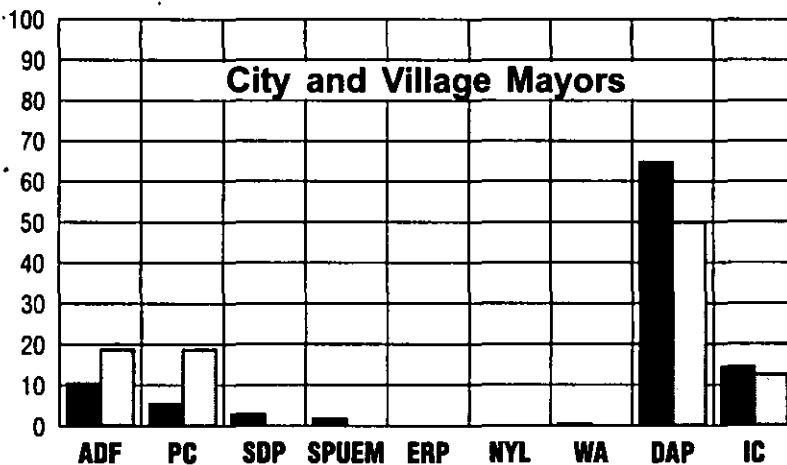
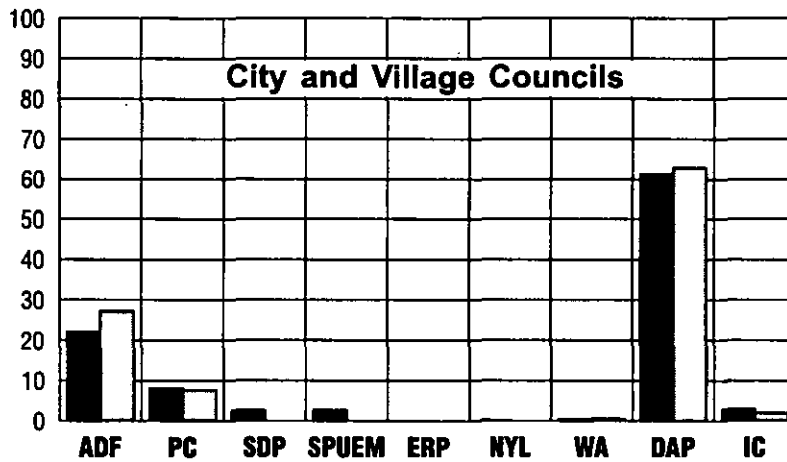
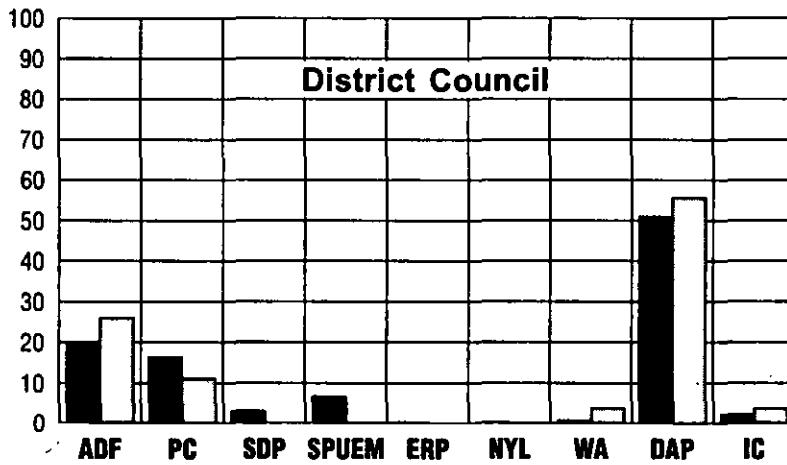
No.	Name of party/ socio-political organization/ electoral bloc	Abbrevia- tion	Number of votes	Percent of total	Man- dates
1.	Alliance of Democratic Forces	ADF	5599	33.31	57
2.	Party of Communists	PC	1162	6.91	16
3.	Social-Democratic Party	SDP	0	0.00	0
4.	Socialist Party and "Unitate-Edinstvo" Movement	SPUEM	0	0.00	0
5.	Economic Revival Party	ERP	0	0.00	0
6.	National Youth League	NYL	0	0.00	0
7.	Women's Association	WA	98	0.58	1
8.	Democratic Agrarian Party	DAP	9055	53.86	132
9.	Independent Candidates	IC	897	5.34	4

RESULTS OF THE ELECTIONS OF CITY AND VILLAGE MAYORS



No.	Name of party/ socio-political organization/ electoral bloc	Abbrevia- tion	Number of votes	Percent of total	Man- dates
1.	Alliance of Democratic Forces	ADF	4800	29.32	3
2.	Party of Communists	PC	1643	10.04	3
3.	Social-Democratic Party	SDP	0	0.00	0
4.	Socialist Party and "Unitate-Edinstvo" Movement	SPUEM	0	0.00	0
5.	Economic Revival Party	ERP	0	0.00	0
6.	National Youth League	NYL	0	0.00	0
7.	Women's Association	WA	0	0.00	0
8.	Democratic Agrarian Party	DAP	8187	50.01	8
9.	Independent Candidates	IC	1741	10.63	2

COMPARATIVE RESULTS OF THE ELECTIONS BY DISTRICT AND ENTIRE REPUBLIC



■ Mandates republic
as a whole

□ Mandates in given
district

VOTES ACCUMULATED AND MANDATES OBTAINED IN LOCALITIES

Locality name

Number of registered voters

Number of participating registered voters

Number of valid votes cast

Mayor

Councilors

Abbreviation

Number of votes

Mandates

BAIMACLIA				RV	1688
				PRV	1215
				VVC	952
ADF	246	3	0000		
PC	0	0			
WA	0	0			
DAP	706	10	0000000000		0
IC	0	0			

CĂINARI				RV	3193
				PRV	1961
				VVC	1234
ADF	519	6	00000000		
PC	0	0			
WA	0	0			
DAP	715	9	0000000000		
IC	0	0			

BATÂR				RV	1784
				PRV	1069
				VVC	948
ADF	321	4	000000		
PC	0	0			
WA	0	0			
DAP	627	7	00000000		
IC	0	0			0

BAIMACLIA				RV	1688
				PRV	1215
				VVC	952
ADF	246	3	0000		
PC	0	0			
WA	0	0			
DAP	706	10	0000000000		0
IC	0	0			

CHIRCĂEȘTI NOI				RV	983
				PRV	819
				VVC	746
ADF	97	1	0		
PC	246	4	000000		0
WA	0	0			
DAP	403	6	00000000		
IC	0	0			

CIGĂRLENI				RV	1399
				PRV	1122
				VVC	961
ADF	84	1	▲		
PC	0	0			
WA	98	1	▲		
DAP	485	8	▲▲▲▲▲▲▲▲		▲
IC	294	1	▲		

CĂRNĂȚENII NOI				RV	1114
				PRV	951
				VVC	790
ADF	526	7	▲▲▲▲▲▲▲▲		▲
PC	0	0			
WA	0	0			
DAP	264	4	▲▲▲▲		
IC	0	0			

CIUFLEȘTI				RV	830
				PRV	660
				VVC	580
ADF	146	3	▲▲▲		
PC	0	0			
WA	0	0			
DAP	434	8	▲▲▲▲▲▲▲▲		▲
IC	0	0			

GANGURA				RV	1727
				PRV	1436
				VVC	1287
ADF	0	0			
PC	0	0			
WA	0	0			
DAP	1287	11	▲▲▲▲▲▲▲▲▲▲▲▲		▲
IC	0	0			

CODRENI				RV	604
				PRV	511
				VVC	446
ADF	0	0			
PC	0	0			
WA	0	0			
DAP	92	7	▲▲▲▲▲▲▲		
IC	354	2	▲▲		▲

OCHIUL ROȘ				RV	398
				PRV	368
				VVC	355
ADF	28	0			
PC	0	0			
WA	0	0			
DAP	327	9	▲▲▲▲▲▲▲▲		▲
IC	0	0			

COȘCALIA				RV	1528
				PRV	824
				VVC	755
ADF	723	11	▲▲▲▲▲▲▲▲▲▲		▲
PC	0	0			
WA	0	0			
DAP	32	0			
IC	0	0			

PERVOMAIȘC				RV	1065
				PRV	989
				VVC	936
ADF	0	0			
PC	517	6	▲▲▲▲▲▲		▲
WA	0	0			
DAP	419	5	▲▲▲▲		
IC	0	0			

CĂRBUNA				RV	1236
				PRV	958
				VVC	774
ADF	213	3	▲▲▲		
PC	0	0			
WA	0	0			
DAP	561	8	▲▲▲▲▲▲▲▲		
IC	0	0			

PLOP				RV	398
				PRV	388
				VVC	371
ADF	0	0			
PC	0	0			
WA	0	0			
DAP	371	9	▲▲▲▲▲▲▲▲		▲
IC	0	0			

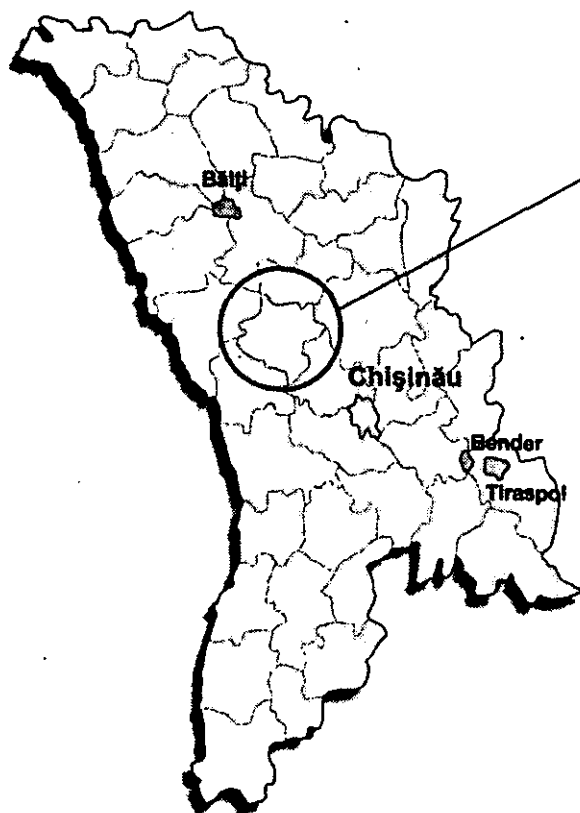
RĂZENI				RV	4375
				PRV	3088
				VVC	2723
ADF	1720	11	00000000000000000000		0
PC	0	0			
WA	0	0			
DAP	754	5	0000000		
IC	249	1	0		

VĂRATIC				RV	575
				PRV	383
				VVC	274
ADF	0	0			
PC	0	0			
WA	0	0			
DAP	274	13	00000000000000000000		0
IC	0	0			

TARACLIA				RV	3025
				PRV	2225
				VVC	1967
ADF	976	7	000000000		
PC	0	0			
WA	0	0			
DAP	991	8	00000000000		0
IC	0	0			

ZOLOTIEVCA				RV	843
				PRV	749
				VVC	712
ADF	0	0			
PC	399	6	0000000		0
WA	0	0			
DAP	313	5	0000000		
IC	0	0			

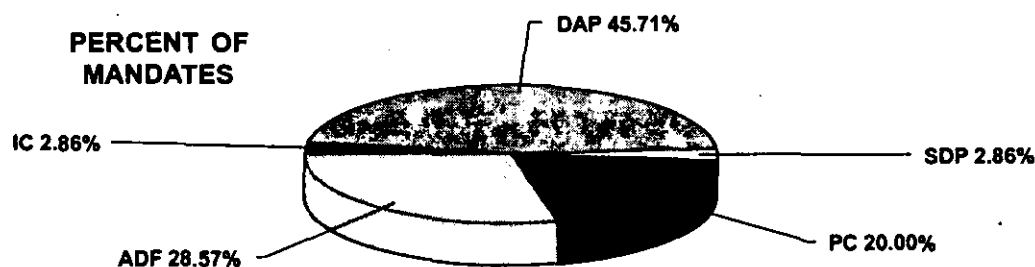
CĂLĂRAȘI DISTRICT



- Surface area, sq.km. 760
- Distance from capital, km 49
- Number of registered voters 54706
- Number of participating registered voters 34071
- Percent of participating registered voters 62.28
- Number of valid votes cast 29148

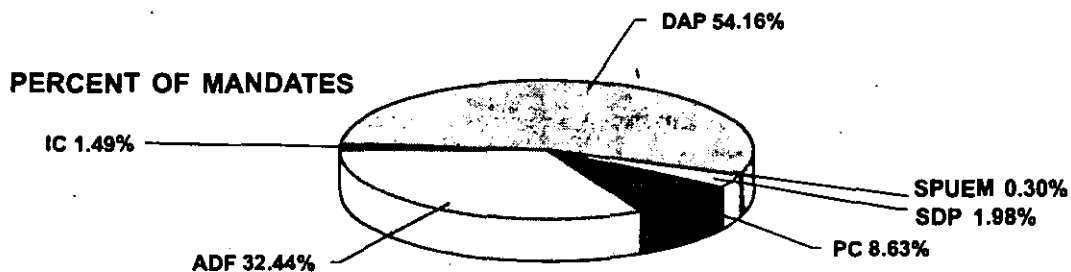
3

RESULTS OF THE ELECTIONS TO THE DISTRICT COUNCIL



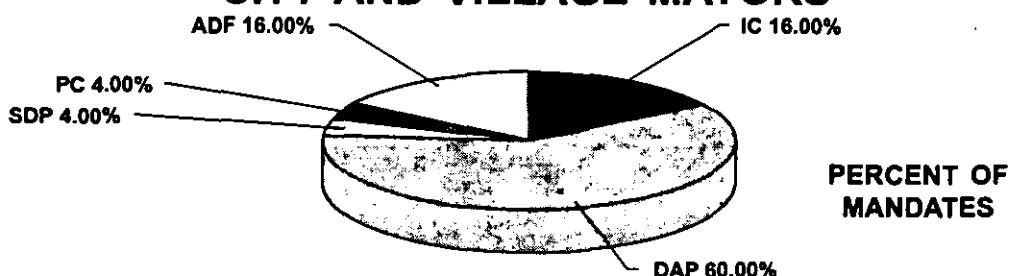
No.	Name of party/ socio-political organization/ electoral bloc	Abbrevia- tion	Number of votes	Percent of total	Man- dates
1.	Alliance of Democratic Forces	ADF	8165	28.01	10
2.	Party of Communists	PC	5273	18.09	7
3.	Social-Democratic Party	SDP	991	3.40	1
4.	Socialist Party and "Unitate-Edinstvo" Movement	SPUEM	0	0.00	0
5.	Economic Revival Party	ERP	0	0.00	0
6.	National Youth League	NYL	0	0.00	0
7.	Women's Association	WA	0	0.00	0
8.	Democratic Agrarian Party	DAP	12189	41.82	16
9.	Independent Candidates	IC	2530	8.68	1

RESULTS OF THE ELECTIONS TO CITY AND VILLAGE COUNCILS



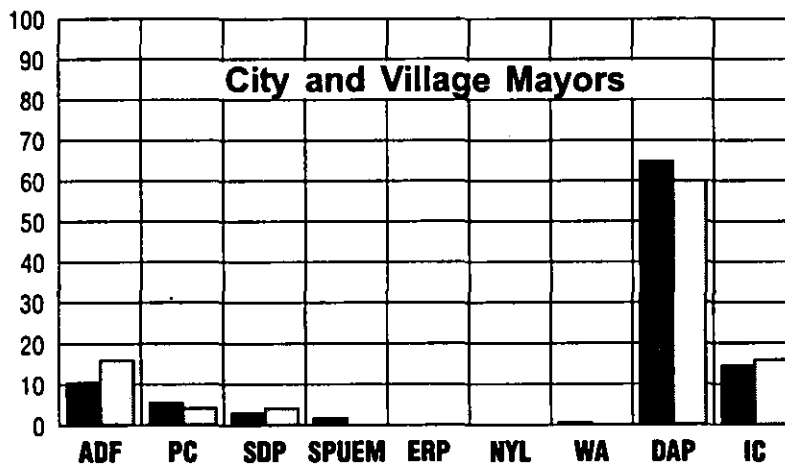
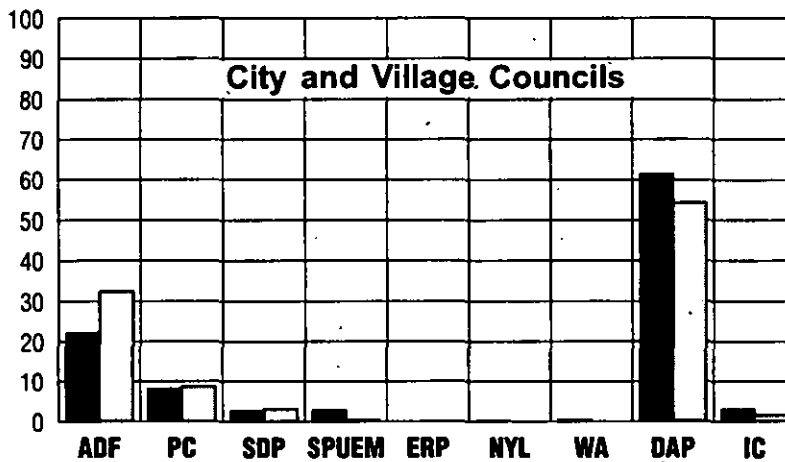
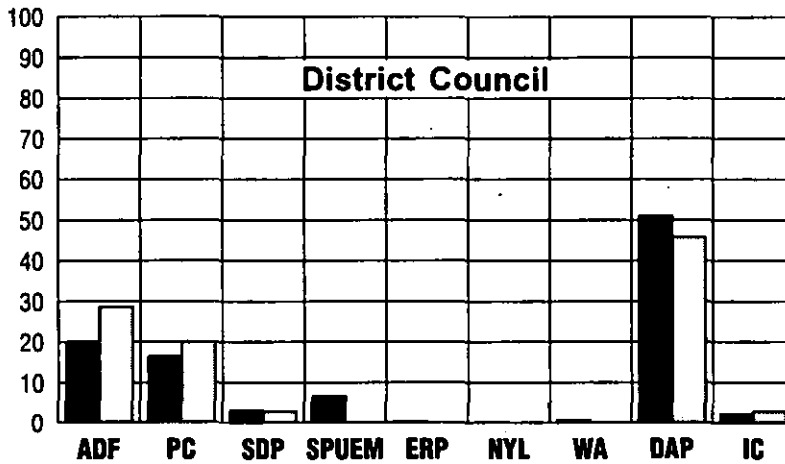
No.	Name of party/ socio-political organization/ electoral bloc	Abbrevia- tion	Number of votes	Percent of total	Man- dates
1.	Alliance of Democratic Forces	ADF	8840	30.62	109
2.	Party of Communists	PC	3765	13.04	29
3.	Social-Democratic Party	SDP	801	2.77	10
4.	Socialist Party and "Unitate-Edinstvo" Movement	SPUEM	370	1.28	1
5.	Economic Revival Party	ERP	0	0.00	0
6.	National Youth League	NYL	0	0.00	0
7.	Women's Association	WA	0	0.00	0
8.	Democratic Agrarian Party	DAP	14345	49.68	182
9.	Independent Candidates	IC	751	2.60	5

RESULTS OF THE ELECTIONS OF CITY AND VILLAGE MAYORS



No.	Name of party/ socio-political organization/ electoral bloc	Abbrevia- tion	Number of votes	Percent of total	Man- dates
1.	Alliance of Democratic Forces	ADF	4511	17.93	4
2.	Party of Communists	PC	2225	8.84	1
3.	Social-Democratic Party	SDP	811	3.22	1
4.	Socialist Party and "Unitate-Edinstvo" Movement	SPUEM	0	0.00	0
5.	Economic Revival Party	ERP	0	0.00	0
6.	National Youth League	NYL	0	0.00	0
7.	Women's Association	WA	0	0.00	0
8.	Democratic Agrarian Party	DAP	11710	46.54	15
9.	Independent Candidates	IC	5903	23.46	4

COMPARATIVE RESULTS OF THE ELECTIONS BY DISTRICT AND ENTIRE REPUBLIC



■ Mandates republic
as a whole

□ Mandates in given
district

VOTES ACCUMULATED AND MANDATES OBTAINED IN LOCALITIES

Locality name	BAHNUT				RV	1449	Number of registered voters
					PRV	807	
					VVC	653	Number of participating registered voters
Abbreviation	ADF	250	4	AAAAA			Number of valid votes cast
	PC	0	0				
	SDP	0	0				
	SPUEM	0	0				
	DAP	403	7	AAAAAAA			
	IC	0	0				Mayor
Number of votes							
Mandates							Councilors

CĂLĂRAȘI				RV	10993
				PRV	5659
				VVC	4899
ADF	1384	6	AAAAAA		
PC	1323	6	AAAAAA		
SDP	178	0			
SPUEM	370	1	A		
DAP	1523	6	AAAAAA		
IC	121	0			

BAHU				RV	390
				PRV	342
				VVC	278
ADF	203	7	AAAAAA		A
PC	0	0			
SDP	0	0			
SPUEM	0	0			
DAP	75	2	AA		
IC	0	0			

BAHNUT				RV	1449
				PRV	807
				VVC	653
ADF	250	4	AAAAA		
PC	0	0			
SDP	0	0			
SPUEM	0	0			
DAP	403	7	AAAAAAA		A
IC	0	0			

BRAVICEA				RV	2491
				PRV	1447
				VVC	1196
ADF	348	4	AAAAA		
PC	362	4	AAAAA		
SDP	0	0			
SPUEM	0	0			
DAP	486	5	AAAAA		
IC	0	0			A

MELEȘENI				RV	1089
				PRV	712
				VVC	607
ADF	242	4	⚐⚐⚐⚐⚐		
PC	0	0			
SDP	0	0			
SPUEM	0	0			
DAP	365	7	⚐⚐⚐⚐⚐⚐⚐⚐	⚐	
IC	0	0			

PĂULEȘTI				RV	810
				PRV	484
				VVC	322
ADF	90	2	⚐⚐		
PC	0	0			
SDP	0	0			
SPUEM	0	0			
DAP	232	9	⚐⚐⚐⚐⚐⚐⚐⚐⚐	⚐	
IC	0	0			

NIȘCANI				RV	1268
				PRV	908
				VVC	654
ADF	0	0			
PC	0	0			
SDP	0	0			
SPUEM	0	0			
DAP	654	11	⚐⚐⚐⚐⚐⚐⚐⚐⚐⚐⚐⚐	⚐	
IC	0	0			

PÂRJOLTENI				RV	1438
				PRV	1002
				VVC	922
ADF	336	4	⚐⚐⚐⚐⚐		
PC	0	0			
SDP	0	0			
SPUEM	0	0			
DAP	586	7	⚐⚐⚐⚐⚐⚐⚐⚐	⚐	
IC	0	0			

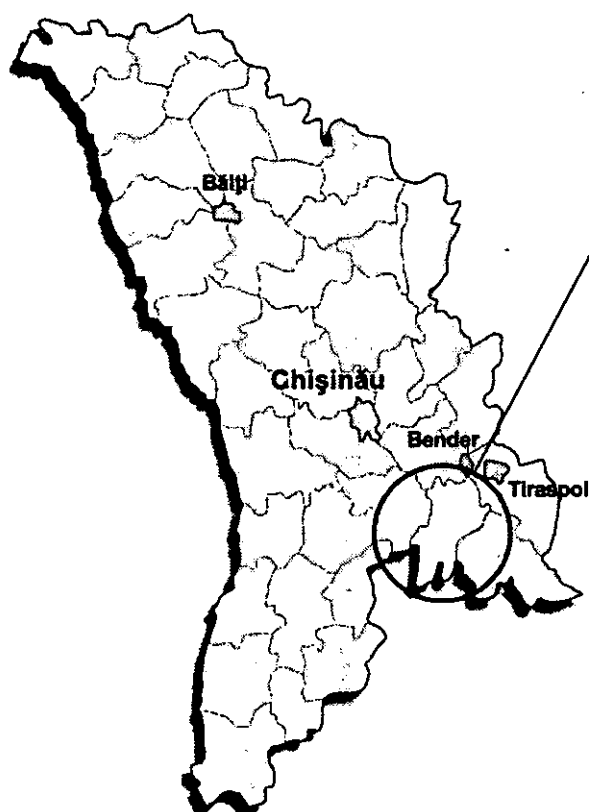
ONIȘCANI				RV	1671
				PRV	1202
				VVC	1034
ADF	302	3	⚐⚐⚐⚐		
PC	0	0			
SDP	0	0			
SPUEM	0	0			
DAP	477	6	⚐⚐⚐⚐⚐⚐⚐		
IC	255	2	⚐⚐	⚐	

RĂCIULA				RV	1720
				PRV	1083
				VVC	957
ADF	481	7	⚐⚐⚐⚐⚐⚐⚐⚐		
PC	0	0			
SDP	0	0			
SPUEM	0	0			
DAP	476	6	⚐⚐⚐⚐⚐⚐⚐		
IC	0	0			

PITUȘCA				RV	2298
				PRV	1372
				VVC	1050
ADF	274	3	⚐⚐⚐⚐		
PC	376	5	⚐⚐⚐⚐⚐⚐		
SDP	0	0			
SPUEM	0	0			
DAP	400	5	⚐⚐⚐⚐⚐⚐		
IC	0	0			

RĂDENI				RV	1241
				PRV	632
				VVC	509
ADF	184	4	⚐⚐⚐⚐⚐		
PC	0	0			
SDP	0	0			
SPUEM	0	0			
DAP	325	7	⚐⚐⚐⚐⚐⚐⚐⚐	⚐	
IC	0	0			

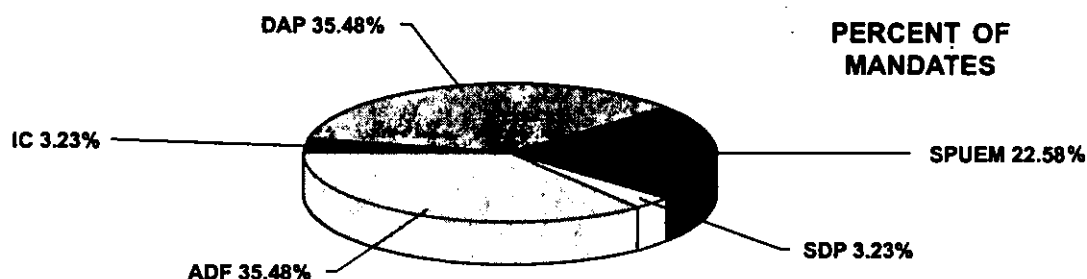
CĂUȘENI DISTRICT



- Surface area, sq.km. 820
- Distance from capital, km 88
- Number of registered voters 44203
- Number of participating registered voters 28599
- Percent of participating registered voters 64.70
- Number of valid votes cast 24883

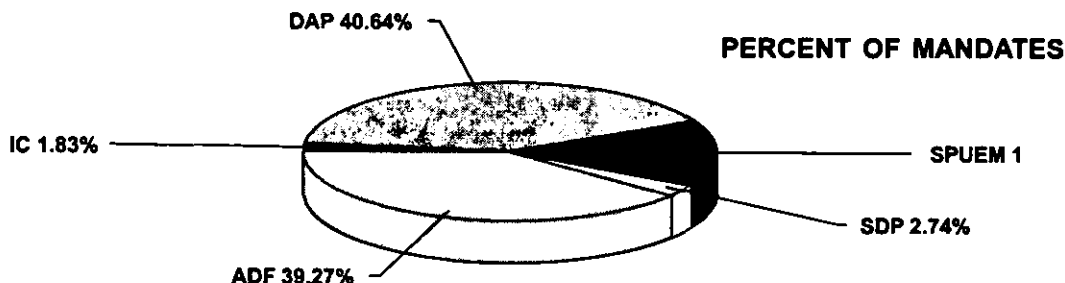
3

RESULTS OF THE ELECTIONS TO THE DISTRICT COUNCIL



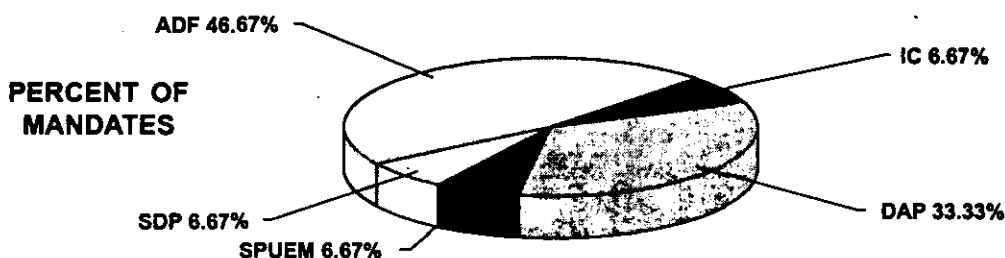
No.	Name of party/ socio-political organization/ electoral bloc	Abbreviation	Number of votes	Percent of total	Mandates
1.	Alliance of Democratic Forces	ADF	7652	30.75	11
2.	Party of Communists	PC	0	0.00	0
3.	Social-Democratic Party	SDP	985	3.96	1
4.	Socialist Party and "Unitate-Edinstvo" Movement	SPUEM	4899	19.69	7
5.	Economic Revival Party	ERP	0	0.00	0
6.	National Youth League	NYL	0	0.00	0
7.	Women's Association	WA	0	0.00	0
8.	Democratic Agrarian Party	DAP	7669	30.82	11
9.	Independent Candidates	IC	3678	14.78	1

RESULTS OF THE ELECTIONS TO CITY AND VILLAGE COUNCILS



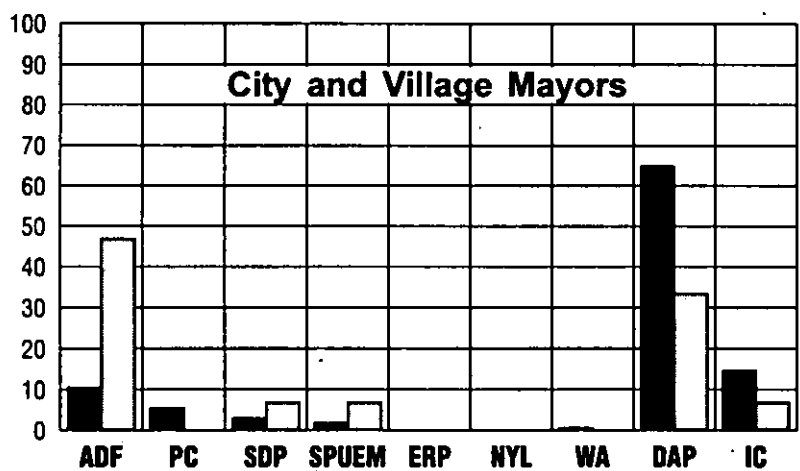
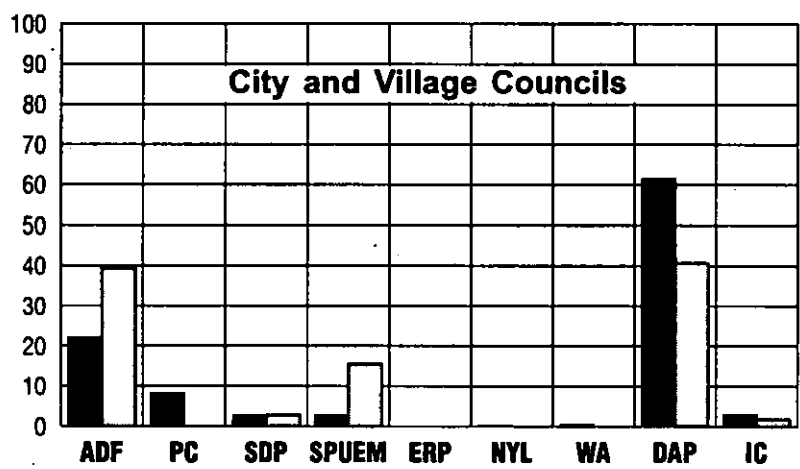
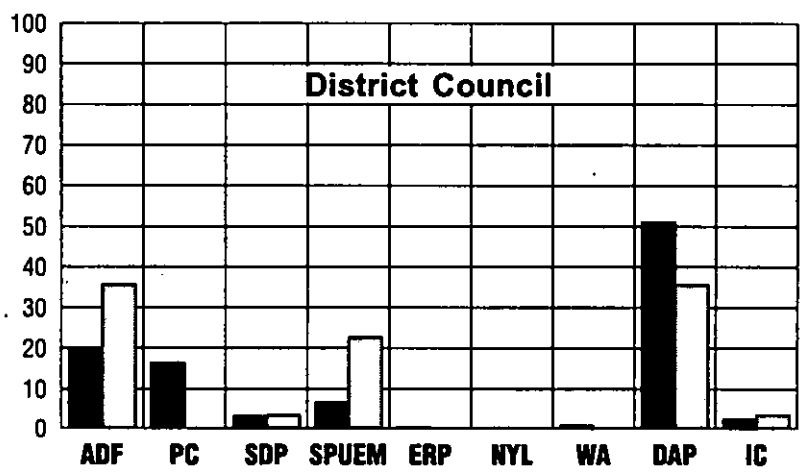
No.	Name of party/ socio-political organization/ electoral bloc	Abbrevia- tion	Number of votes	Percent of total	Man- dates
1.	Alliance of Democratic Forces	ADF	9953	39.16	86
2.	Party of Communists	PC	0	0.00	0
3.	Social-Democratic Party	SDP	904	3.56	6
4.	Socialist Party and "Unitate-Edinstvo" Movement	SPUEM	5214	20.52	34
5.	Economic Revival Party	ERP	0	0.00	0
6.	National Youth League	NYL	0	0.00	0
7.	Women's Association	WA	0	0.00	0
8.	Democratic Agrarian Party	DAP	8295	32.64	89
9.	Independent Candidates	IC	1048	4.12	4

RESULTS OF THE ELECTIONS OF CITY AND VILLAGE MAYORS



No.	Name of party/ socio-political organization/ electoral bloc	Abbrevia- tion	Number of votes	Percent of total	Man- dates
1.	Alliance of Democratic Forces	ADF	10811	46.44	7
2.	Party of Communists	PC	0	0.00	0
3.	Social-Democratic Party	SDP	1309	5.62	1
4.	Socialist Party and "Unitate-Edinstvo" Movement	SPUEM	3979	17.09	1
5.	Economic Revival Party	ERP	0	0.00	0
6.	National Youth League	NYL	0	0.00	0
7.	Women's Association	WA	0	0.00	0
8.	Democratic Agrarian Party	DAP	5872	25.22	5
9.	Independent Candidates	IC	1310	5.63	1

COMPARATIVE RESULTS OF THE ELECTIONS
BY DISTRICT AND ENTIRE REPUBLIC



■ Mandates republic
as a whole

□ Mandates in given
district

VOTES ACCUMULATED AND MANDATES OBTAINED IN LOCALITIES

Locality name

Number of registered voters

Number of participating registered voters

Number of valid votes cast

Abbreviation

Mayor

Number of votes

Mandates

Councilors

BACCELIA				RV	1268
				PRV	1093
				VVC	999
ADF	154	2	⚐⚐		
SDP	0	0			
SPUEM	81	1	⚐		
DAP	427	6	⚐⚐⚐⚐⚐⚐		
IC	337	2	⚐⚐		⚐

CĂUȘENI				RV	12178
				PRV	7291
				VVC	6152
ADF	2083	8	⚐⚐⚐⚐⚐⚐⚐⚐⚐		
SDP	445	1	⚐		
SPUEM	2485	9	⚐⚐⚐⚐⚐⚐⚐⚐⚐		
DAP	860	3	⚐⚐⚐		
IC	279	0			

CHIRCĂEȘTI				RV	2523
				PRV	1526
				VVC	1288
ADF	839	9	⚐⚐⚐⚐⚐⚐⚐⚐⚐		⚐
SDP	0	0			
SPUEM	52	0			
DAP	397	4	⚐⚐⚐⚐		
IC	0	0			

BACCELIA				RV	1268
				PRV	1093
				VVC	999
ADF	154	2	⚐⚐		
SDP	0	0			
SPUEM	81	1	⚐		
DAP	427	6	⚐⚐⚐⚐⚐⚐		
IC	337	2	⚐⚐		⚐

CÂRNĂȚENI				RV	1892
				PRV	1438
				VVC	1280
ADF	517	5	⚐⚐⚐⚐⚐		⚐
SDP	0	0			
SPUEM	305	2	⚐⚐		
DAP	458	4	⚐⚐⚐⚐		
IC	0	0			

FĂRLĂDENI				RV	3237
				PRV	1844
				VVC	1664
ADF	353	3	▲▲▲		
SDP	0	0			
SPUEM	882	7	▲▲▲▲▲▲▲		▲
DAP	288	2	▲▲		
IC	141	1	▲		

SĂIȚI				RV	1644
				PRV	1383
				VVC	1291
ADF	666	6	▲▲▲▲▲▲		
SDP	0	0			
SPUEM	0	0			
DAP	625	5	▲▲▲▲▲		
IC	0	0			

GRIGORIEVCA				RV	878
				PRV	757
				VVC	708
ADF	36	0			
SDP	0	0			
SPUEM	355	6	▲▲▲▲▲▲		
DAP	317	5	▲▲▲▲▲		▲
IC	0	0			

SĂLCUȚA				RV	3150
				PRV	1957
				VVC	1558
ADF	340	3	▲▲▲		
SDP	459	5	▲▲▲▲▲		▲
SPUEM	231	2	▲▲		
DAP	237	2	▲▲		
IC	291	1	▲		

HAGIMUS				RV	2063
				PRV	1428
				VVC	1157
ADF	732	8	▲▲▲▲▲▲▲▲		▲
SDP	0	0			
SPUEM	0	0			
DAP	425	5	▲▲▲▲▲		
IC	0	0			

TOCUZ				RV	2874
				PRV	1599
				VVC	1503
ADF	1042	11	▲▲▲▲▲▲▲▲▲▲		▲
SDP	0	0			
SPUEM	0	0			
DAP	461	4	▲▲▲▲		
IC	0	0			

OPACI				RV	2130
				PRV	1695
				VVC	1585
ADF	584	5	▲▲▲▲▲		
SDP	0	0			
SPUEM	63	0			
DAP	938	8	▲▲▲▲▲▲▲		▲
IC	0	0			

TĂNĂTARI				RV	1863
				PRV	1164
				VVC	1094
ADF	525	6	▲▲▲▲▲		▲
SDP	0	0			
SPUEM	90	1	▲		
DAP	479	6	▲▲▲▲▲		
IC	0	0			

PLOP-ȘTIUBEI				RV	1079
				PRV	725
				VVC	688
ADF	363	6	▲▲▲▲▲		▲
SDP	0	0			
SPUEM	0	0			
DAP	325	5	▲▲▲▲		
IC	0	0			

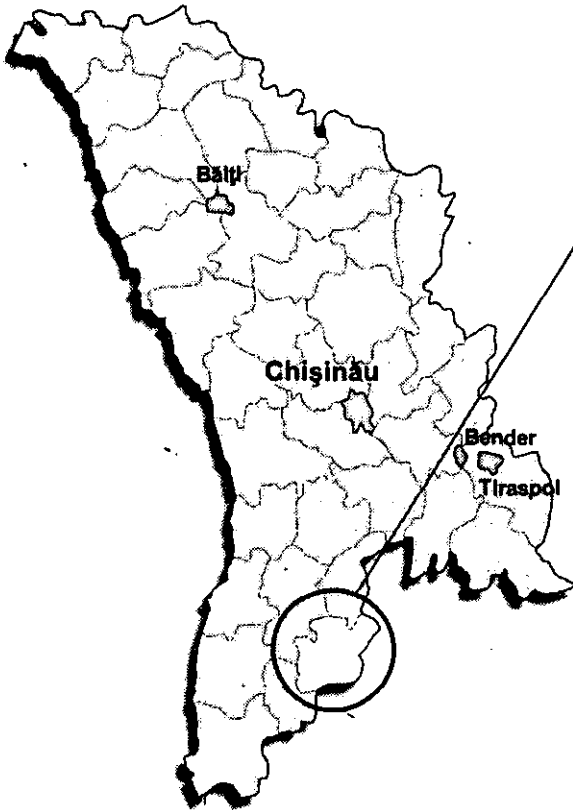
TĂNĂTARII NOI				RV	726
				PRV	550
				VVC	295
ADF	0	0			
SDP	0	0			
SPUEM	0	0			
DAP	295	11	▲▲▲▲▲▲▲▲▲▲		▲
IC	0	0			

UCRAINCA				RV	1391
				PRV	1156
				VVC	1062
ADF	165	1	⚐		
SDP	0	0			
SPUEM	307	3	⚐⚐⚐		
DAP	590	7	⚐⚐⚐⚐⚐⚐⚐		⚐
IC	0	0			

ZAIM				RV	3273
				PRV	2181
				VVC	1916
ADF	1263	10	⚐⚐⚐⚐⚐⚐⚐⚐⚐⚐⚐⚐⚐		⚐
SDP	0	0			
SPUEM	363	3	⚐⚐⚐		
DAP	290	2	⚐⚐		
IC	0	0			

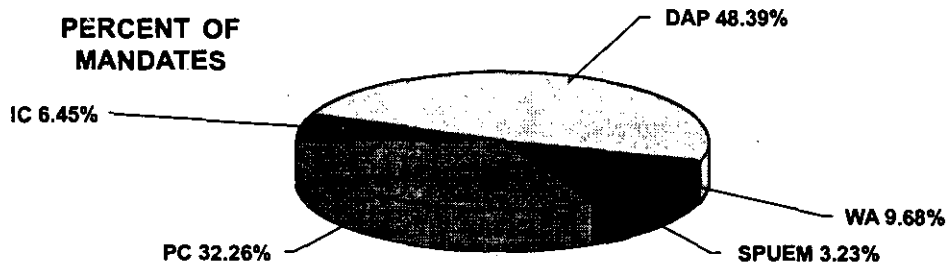
URSOAIA				RV	1825
				PRV	1287
				VVC	1174
ADF	291	3	⚐⚐⚐		
SDP	0	0			
SPUEM	0	0			
DAP	883	10	⚐⚐⚐⚐⚐⚐⚐⚐⚐⚐⚐⚐		⚐
IC	0	0			

CIADÂR-LUNGA DISTRICT



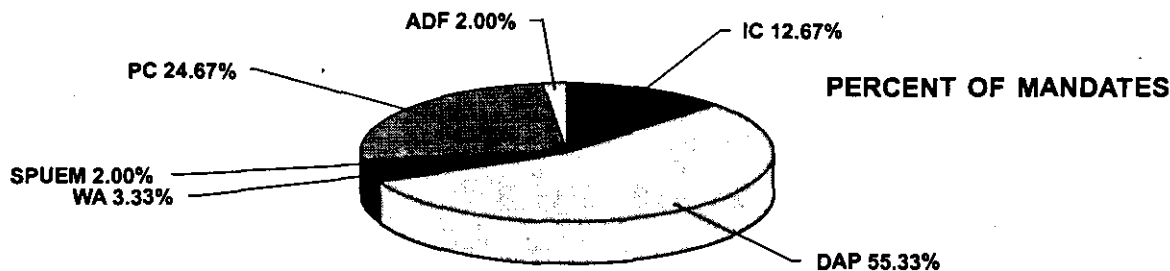
- Surface area, sq.km. 720
- Distance from capital, km 130
- Number of registered voters 44653
- Number of participating registered voters 32510
- Percent of participating registered voters 72.81
- Number of valid votes cast 30480

RESULTS OF THE ELECTIONS TO THE DISTRICT COUNCIL



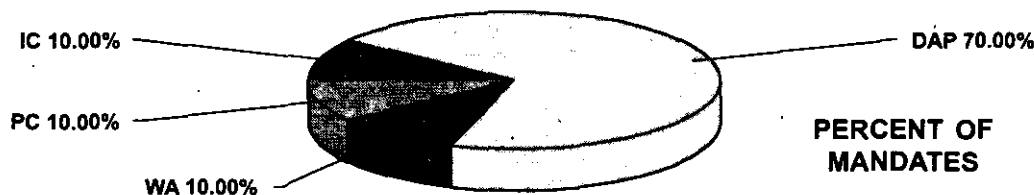
No.	Name of party/ socio-political organization/ electoral bloc	Abbreviation	Number of votes	Percent of total	Mandates
1.	Alliance of Democratic Forces	ADF	738	2.42	0
2.	Party of Communists	PC	8019	26.31	10
3.	Social-Democratic Party	SDP	0	0.00	0
4.	Socialist Party and "Unitate-Edinstvo" Movement	SPUEM	1469	4.82	1
5.	Economic Revival Party	ERP	0	0.00	0
6.	National Youth League	NYL	0	0.00	0
7.	Women's Association	WA	2526	8.29	3
8.	Democratic Agrarian Party	DAP	11958	39.23	15
9.	Independent Candidates	IC	5770	18.93	2

RESULTS OF THE ELECTIONS TO CITY AND VILLAGE COUNCILS



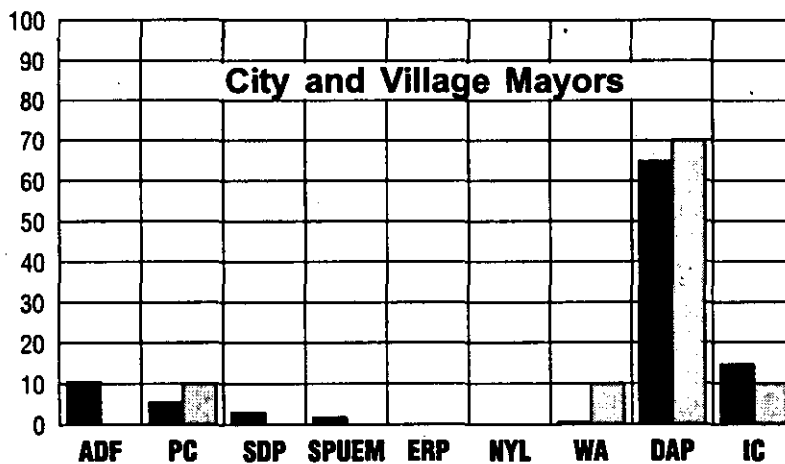
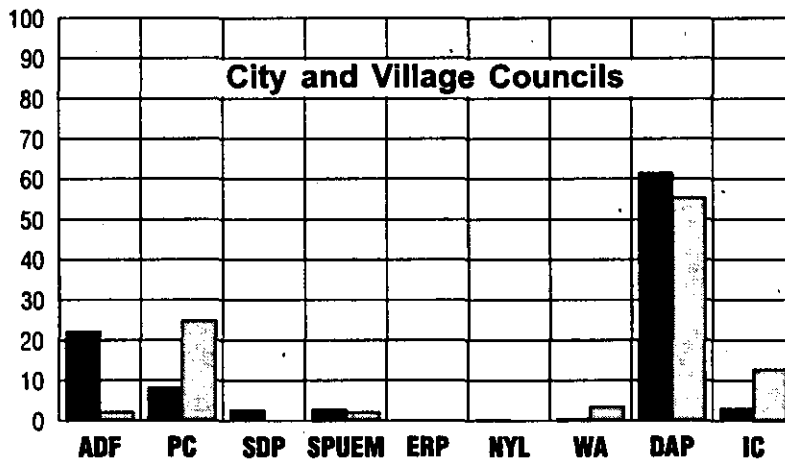
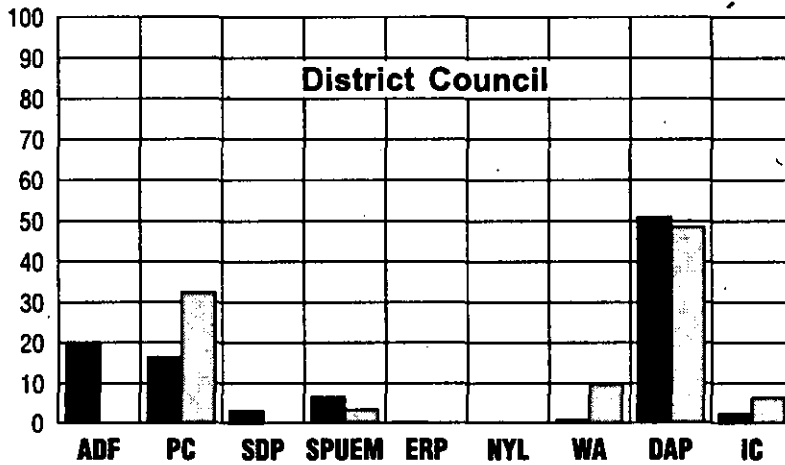
No.	Name of party/ socio-political organization/ electoral bloc	Abbrevia- tion	Number of votes	Percent of total	Man- dates
1.	Alliance of Democratic Forces	ADF	636	2.10	3
2.	Party of Communists	PC	8475	28.01	37
3.	Social-Democratic Party	SDP	0	0.00	0
4.	Socialist Party and "Unitate-Edinstvo" Movement	SPUEM	954	3.15	3
5.	Economic Revival Party	ERP	0	0.00	0
6.	National Youth League	NYL	0	0.00	0
7.	Women's Association	WA	1334	4.41	5
8.	Democratic Agrarian Party	DAP	12255	40.50	83
9.	Independent Candidates	IC	6608	21.84	19

RESULTS OF THE ELECTIONS OF CITY AND VILLAGE MAYORS



No.	Name of party/ socio-political organization/ electoral bloc	Abbrevia- tion	Number of votes	Percent of total	Man- dates
1.	Alliance of Democratic Forces	ADF	727	2.39	0
2.	Party of Communists	PC	4545	14.92	1
3.	Social-Democratic Party	SDP	0	0.00	0
4.	Socialist Party and "Unitate-Edinstvo" Movement	SPUEM	1134	3.72	0
5.	Economic Revival Party	ERP	0	0.00	0
6.	National Youth League	NYL	0	0.00	0
7.	Women's Association	WA	495	1.62	1
8.	Democratic Agrarian Party	DAP	16885	55.42	7
9.	Independent Candidates	IC	6684	21.94	1

COMPARATIVE RESULTS OF THE ELECTIONS BY DISTRICT AND ENTIRE REPUBLIC



■ Mandates republic
as a whole

□ Mandates in given
district

VOTES ACCUMULATED AND MANDATES OBTAINED IN LOCALITIES

Locality name	CAZACLIA			RV	4711	Number of registered voters
				PRV	2663	
Abbreviation				VVC	2438	Number of participating registered voters
Number of votes	ADF	0	0			Number of valid votes cast
	PC	474	4	⚖⚖⚖⚖⚖		
Mandates	SPUEM	954	3	⚖⚖⚖		Mayor
	WA	0	0			
	DAP	1010	10	⚖⚖⚖⚖⚖⚖⚖⚖⚖⚖⚖	⚖	Councilors
	IC	0	0			

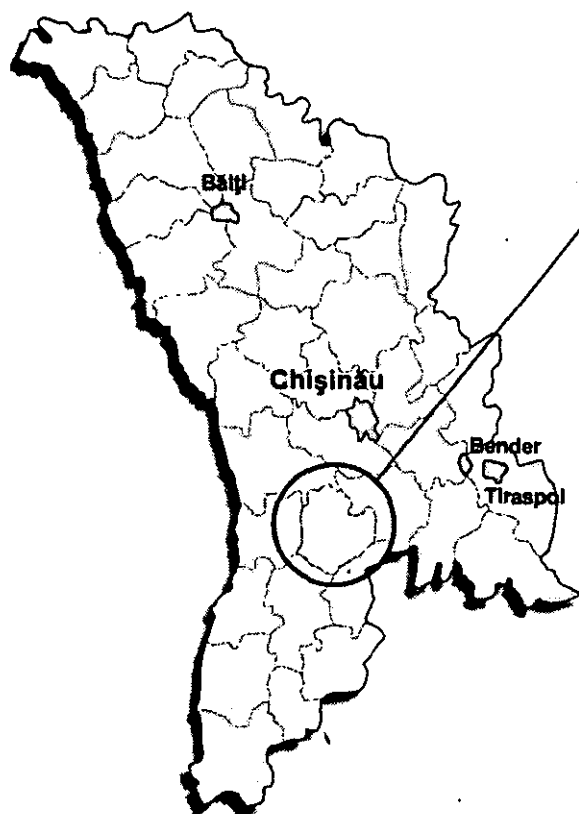
CIADÂR LUNGA			RV	15534
			PRV	9738
			VVC	9109
ADF	0	0		
PC	1864	6	⚖⚖⚖⚖⚖⚖	
SPUEM	0	0		
WA	837	2	⚖⚖	
DAP	2628	9	⚖⚖⚖⚖⚖⚖⚖⚖⚖⚖	⚖
IC	3780	4	⚖⚖⚖⚖	

BEȘGHIOZ			RV	2018
			PRV	1653
			VVC	1121
ADF	0	0		
PC	0	0		
SPUEM	0	0		
WA	0	0		
DAP	1121	13	⚖⚖⚖⚖⚖⚖⚖⚖⚖⚖⚖⚖⚖⚖⚖	⚖
IC	0	0		

BAURCI			RV	4395
			PRV	3451
			VVC	3300
ADF	0	0		
PC	2501	14	⚖⚖⚖⚖⚖⚖⚖⚖⚖⚖⚖⚖⚖⚖⚖⚖	⚖
SPUEM	0	0		
WA	0	0		
DAP	351	1	⚖	
IC	448	2	⚖⚖	

CAZACLIA			RV	4711
			PRV	2663
			VVC	2438
ADF	0	0		
PC	474	4	⚖⚖⚖⚖⚖	
SPUEM	954	3	⚖⚖⚖	
WA	0	0		
DAP	1010	10	⚖⚖⚖⚖⚖⚖⚖⚖⚖⚖	⚖
IC	0	0		

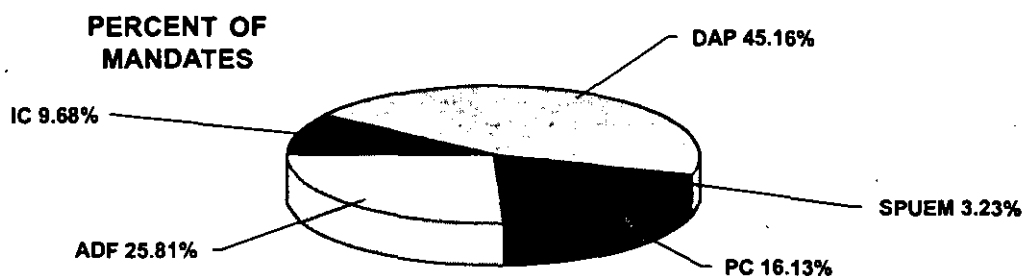
CIMIȘLIA DISTRICT



- Surface area, sq.km. 820
- Distance from capital, km 75
- Number of registered voters 39102
- Number of participating registered voters 27820
- Percent of participating registered voters 71.15
- Number of valid votes cast 25093

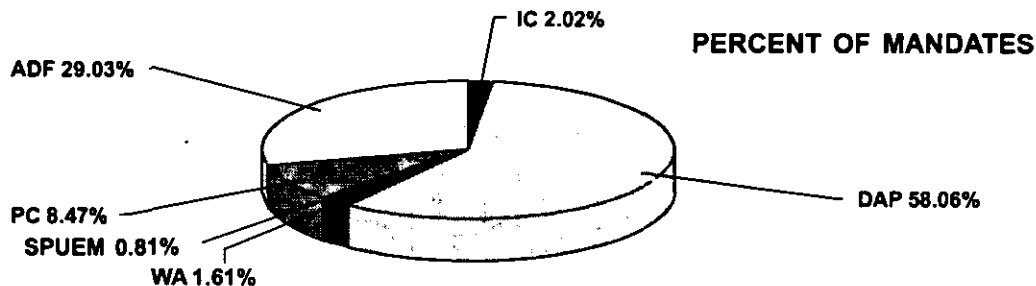
3

RESULTS OF THE ELECTIONS TO THE DISTRICT COUNCIL



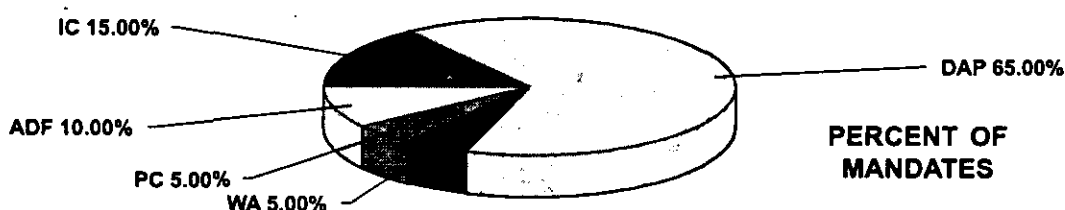
No.	Name of party/ socio-political organization/ electoral bloc	Abbreviation	Number of votes	Percent of total	Mandates
1.	Alliance of Democratic Forces	ADF	5468	21.79	8
2.	Party of Communists	PC	3356	13.37	5
3.	Social-Democratic Party	SDP	0	0.00	0
4.	Socialist Party and "Unitate-Edinstvo" Movement	SPUEM	890	3.55	1
5.	Economic Revival Party	ERP	0	0.00	0
6.	National Youth League	NYL	0	0.00	0
7.	Women's Association	WA	0	0.00	0
8.	Democratic Agrarian Party	DAP	9091	36.23	14
9.	Independent Candidates	IC	6288	25.06	3

RESULTS OF THE ELECTIONS TO CITY AND VILLAGE COUNCILS



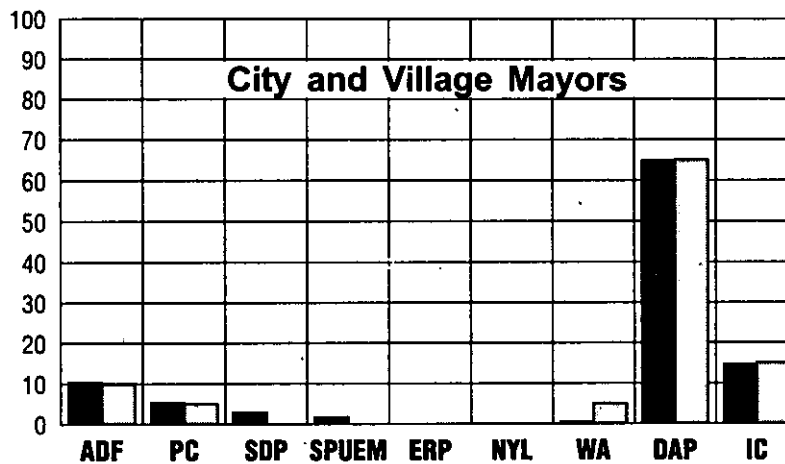
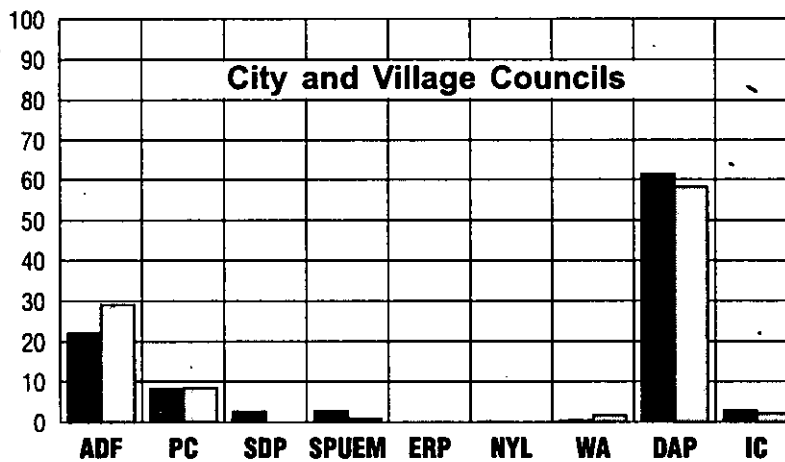
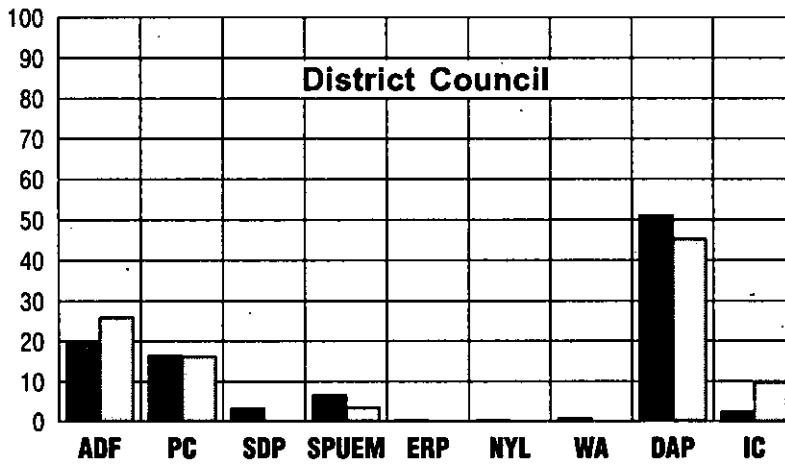
No.	Name of party/ socio-political organization/ electoral bloc	Abbrevia- tion	Number of votes	Percent of total	Man- dates
1.	Alliance of Democratic Forces	ADF	6817	28.18	72
2.	Party of Communists	PC	2967	12.27	21
3.	Social-Democratic Party	SDP	0	0.00	0
4.	Socialist Party and "Unitate-Edinstvo" Movement	SPUEM	435	1.80	2
5.	Economic Revival Party	ERP	0	0.00	0
6.	National Youth League	NYL	0	0.00	0
7.	Women's Association	WA	449	1.86	4
8.	Democratic Agrarian Party	DAP	11903	49.21	144
9.	Independent Candidates	IC	1617	6.69	5

RESULTS OF THE ELECTIONS OF CITY AND VILLAGE MAYORS



No.	Name of party/ socio-political organization/ electoral bloc	Abbrevia- tion	Number of votes	Percent of total	Man- dates
1.	Alliance of Democratic Forces	ADF	5946	26.15	2
2.	Party of Communists	PC	1040	4.57	1
3.	Social-Democratic Party	SDP	0	0.00	0
4.	Socialist Party and "Unitate-Edinstvo" Movement	SPUEM	0	0.00	0
5.	Economic Revival Party	ERP	0	0.00	0
6.	National Youth League	NYL	0	0.00	0
7.	Women's Association	WA	637	2.80	1
8.	Democratic Agrarian Party	DAP	12190	53.60	13
9.	Independent Candidates	IC	2929	12.88	3

COMPARATIVE RESULTS OF THE ELECTIONS BY DISTRICT AND ENTIRE REPUBLIC



■ Mandates republic
as a whole

□ Mandates in given
district

VOTES ACCUMULATED AND MANDATES OBTAINED IN LOCALITIES

Locality name

Number of registered voters

Number of participating registered voters

Number of valid votes cast

Mayor

Councillors

Abbreviation

Number of votes

Mandates

CIMIȘLIA				RV	9642
				PRV	5574
				VVC	4937
ADF	1319	6	⚐⚐⚐⚐⚐⚐⚐		
PC	1273	5	⚐⚐⚐⚐⚐		
SPUEM	435	2	⚐⚐		
WA	0	0			
DAP	1464	6	⚐⚐⚐⚐⚐⚐⚐	⚐	
IC	446	0			

CIMIȘLIA				RV	9642
				PRV	5574
				VVC	4937
ADF	1319	6	⚐⚐⚐⚐⚐⚐⚐		
PC	1273	5	⚐⚐⚐⚐⚐		
SPUEM	435	2	⚐⚐		
WA	0	0			
DAP	1464	6	⚐⚐⚐⚐⚐⚐⚐	⚐	
IC	446	0			

BOGDANOVCA NOUĂ				RV	1217
				PRV	960
				VVC	853
ADF	93	1	⚐		
PC	0	0			
SPUEM	0	0			
WA	0	0			
DAP	760	10	⚐⚐⚐⚐⚐⚐⚐⚐⚐⚐⚐	⚐	
IC	0	0			

ALBINA				RV	918
				PRV	701
				VVC	645
ADF	107	1	⚐		
PC	0	0			
SPUEM	0	0			
WA	0	0			
DAP	538	10	⚐⚐⚐⚐⚐⚐⚐⚐⚐⚐⚐	⚐	
IC	0	0			

CENAC				RV	1278
				PRV	1195
				VVC	992
ADF	636	7	⚐⚐⚐⚐⚐⚐⚐		
PC	0	0			
SPUEM	0	0			
WA	0	0			
DAP	356	4	⚐⚐⚐⚐		
IC	0	0			⚐

CIUCUR-MINGIR				RV	1296
				PRV	1030
				VVC	907
ADF	417	7	⚐⚐⚐⚐⚐⚐⚐⚐		
PC	0	0			
SPUEM	0	0			
WA	0	0			
DAP	470	6	⚐⚐⚐⚐⚐⚐⚐		⚐
IC	20	0			

GURA GALBENEI				RV	3933
				PRV	2465
				VVC	2202
ADF	343	3	⚐⚐⚐		
PC	404	1	⚐		
SPUEM	0	0			
WA	0	0			
DAP	879	10	⚐⚐⚐⚐⚐⚐⚐⚐⚐⚐⚐		
IC	576	1	⚐		

COȘTANGALIA				RV	468
				PRV	402
				VVC	331
ADF	133	3	⚐⚐⚐		
PC	0	0			
SPUEM	0	0			
WA	0	0			
DAP	198	6	⚐⚐⚐⚐⚐⚐⚐		
IC	0	0			⚐

HÂRTOP				RV	1657
				PRV	1205
				VVC	987
ADF	279	3	⚐⚐⚐		
PC	0	0			
SPUEM	0	0			
WA	0	0			
DAP	708	8	⚐⚐⚐⚐⚐⚐⚐⚐⚐		⚐
IC	0	0			

ECATERINOVCA				RV	725
				PRV	623
				VVC	550
ADF	66	1	⚐		
PC	0	0			
SPUEM	0	0			
WA	84	1	⚐		
DAP	236	7	⚐⚐⚐⚐⚐⚐⚐⚐		
IC	164	2	⚐⚐		⚐

IALPUGENI				RV	1195
				PRV	1020
				VVC	973
ADF	240	2	⚐⚐		
PC	0	0			
SPUEM	0	0			
WA	0	0			
DAP	733	9	⚐⚐⚐⚐⚐⚐⚐⚐⚐⚐		
IC	0	0			

GRADIȘTE				RV	1422
				PRV	1091
				VVC	885
ADF	416	5	⚐⚐⚐⚐⚐		
PC	0	0			
SPUEM	0	0			
WA	0	0			
DAP	469	6	⚐⚐⚐⚐⚐⚐		⚐
IC	0	0			

IURIEVCA				RV	1247
				PRV	1172
				VVC	1110
ADF	113	1	⚐		
PC	395	4	⚐⚐⚐⚐		
SPUEM	0	0			
WA	0	0			
DAP	602	6	⚐⚐⚐⚐⚐⚐		⚐
IC	0	0			

IVANOVCA NOUĂ				RV	591
				PRV	492
				VVC	378
ADF	183	4	⚐⚐⚐⚐⚐		
PC	0	0			
SPUEM	0	0			
WA	0	0			
DAP	195	5	⚐⚐⚐⚐⚐⚐		
IC	0	0			

MIHAILOVCA				RV	2471
				PRV	1703
				VVC	1597
ADF	174	1	⚐		
PC	501	4	⚐⚐⚐⚐⚐		
SPUEM	0	0			
WA	0	0			
DAP	922	8	⚐⚐⚐⚐⚐⚐⚐⚐⚐		⚐
IC	0	0			

JAVGUR				RV	1464
				PRV	1257
				VVC	1117
ADF	194	2	⚐⚐		
PC	0	0			
SPUEM	0	0			
WA	0	0			
DAP	760	8	⚐⚐⚐⚐⚐⚐⚐⚐⚐		⚐
IC	163	1	⚐		

SAGAI DAC				RV	1610
				PRV	1339
				VVC	1273
ADF	461	4	⚐⚐⚐⚐⚐		
PC	0	0			
SPUEM	0	0			
WA	365	3	⚐⚐⚐		⚐
DAP	447	4	⚐⚐⚐⚐⚐		
IC	0	0			

LIPOVENI				RV	1312
				PRV	1158
				VVC	1087
ADF	228	2	⚐⚐		
PC	131	1	⚐		
SPUEM	0	0			
WA	0	0			
DAP	674	8	⚐⚐⚐⚐⚐⚐⚐⚐⚐		⚐
IC	54	0			

SATUL NOU				RV	1350
				PRV	931
				VVC	850
ADF	528	7	⚐⚐⚐⚐⚐⚐⚐⚐		⚐
PC	0	0			
SPUEM	0	0			
WA	0	0			
DAP	215	3	⚐⚐⚐		
IC	107	1	⚐		

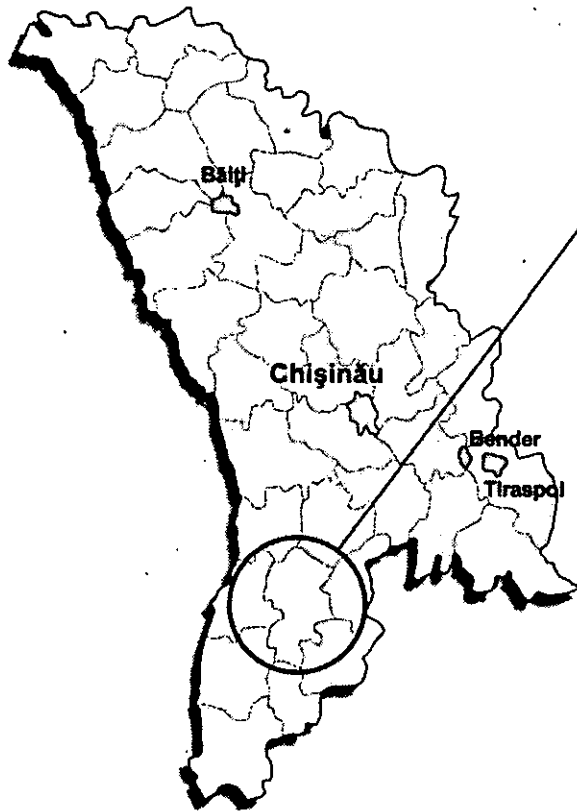
MERENI				RV	524
				PRV	483
				VVC	435
ADF	174	3	⚐⚐⚐		
PC	0	0			
SPUEM	0	0			
WA	0	0			
DAP	261	6	⚐⚐⚐⚐⚐⚐		⚐
IC	0	0			

SELEMET				RV	2763
				PRV	745
				VVC	583
ADF	279	0			
PC	0	0			
SPUEM	0	0			
WA	0	0			
DAP	217	0			
IC	87	0			

SURIC				RV	566
				PRV	514
				VVC	473
ADF	200	4	⚬⚬⚬⚬⚬		
PC	0	0			
SPUEM	0	0			
WA	0	0			
DAP	273	5	⚬⚬⚬⚬⚬⚬		⚬
IC	0	0			

VALEA PERJEI				RV	561
				PRV	509
				VVC	460
ADF	91	2	⚬⚬		
PC	216	5	⚬⚬⚬⚬⚬⚬		⚬
SPUEM	0	0			
WA	0	0			
DAP	153	2	⚬⚬		
IC	0	0			

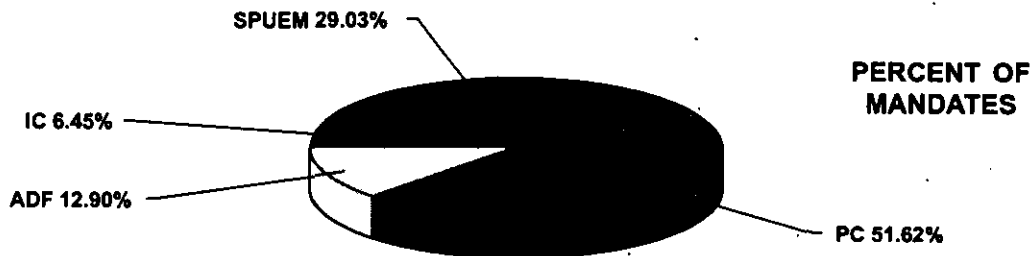
TOPALA				RV	934
				PRV	697
				VVC	563
ADF	143	3	⚬⚬⚬		
PC	47	1	⚬		
SPUEM	0	0			
WA	0	0			
DAP	373	7	⚬⚬⚬⚬⚬⚬⚬⚬		⚬
IC	0	0			



COMRAT DISTRICT

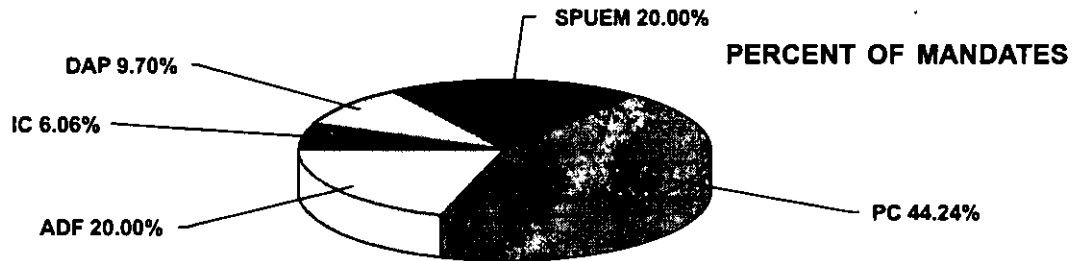
- Surface area, sq.km. 840
- Distance from capital, km 105
- Number of registered voters 44946
- Number of participating registered voters 27371
- Percent of participating registered voters 60.90
- Number of valid votes cast 24870

RESULTS OF THE ELECTIONS TO THE DISTRICT COUNCIL



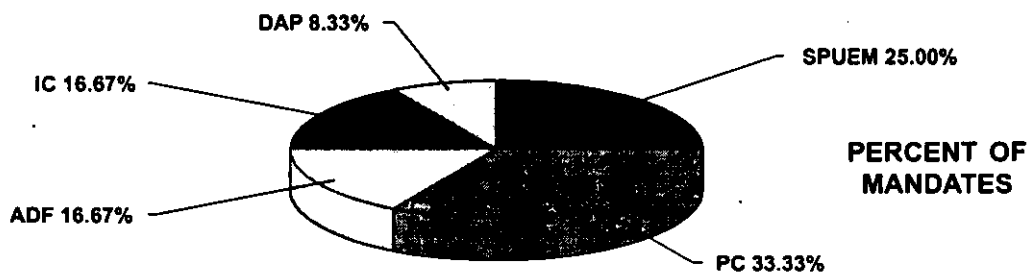
No.	Name of party/ socio-political organization/ electoral bloc	Abbreviation	Number of votes	Percent of total	Mandates
1.	Alliance of Democratic Forces	ADF	3330	13.39	4
2.	Party of Communists	PC	11114	44.69	16
3.	Social-Democratic Party	SDP	0	0.00	0
4.	Socialist Party and "Unitate-Edinstvo" Movement	SPUEM	7734	31.10	9
5.	Economic Revival Party	ERP	0	0.00	0
6.	National Youth League	NYL	0	0.00	0
7.	Women's Association	WA	0	0.00	0
8.	Democratic Agrarian Party	DAP	0	0.00	0
9.	Independent Candidates	IC	2692	10.82	2

RESULTS OF THE ELECTIONS TO CITY AND VILLAGE COUNCILS



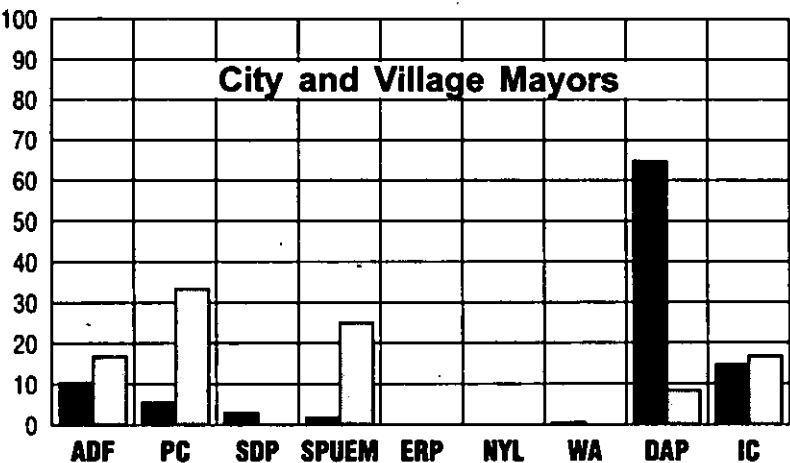
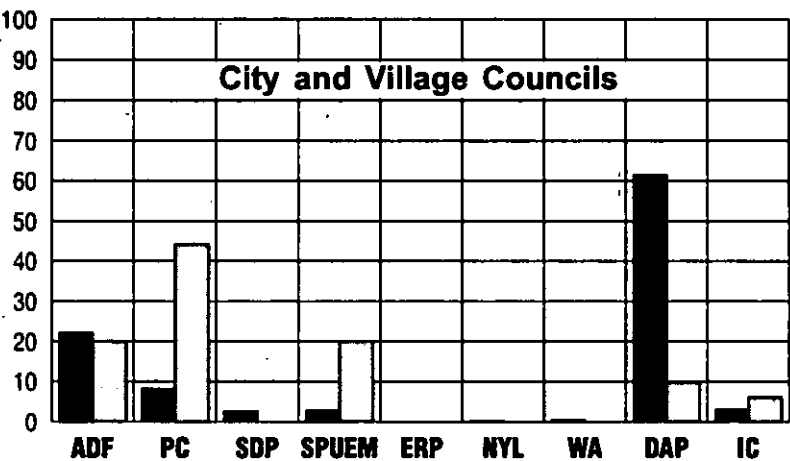
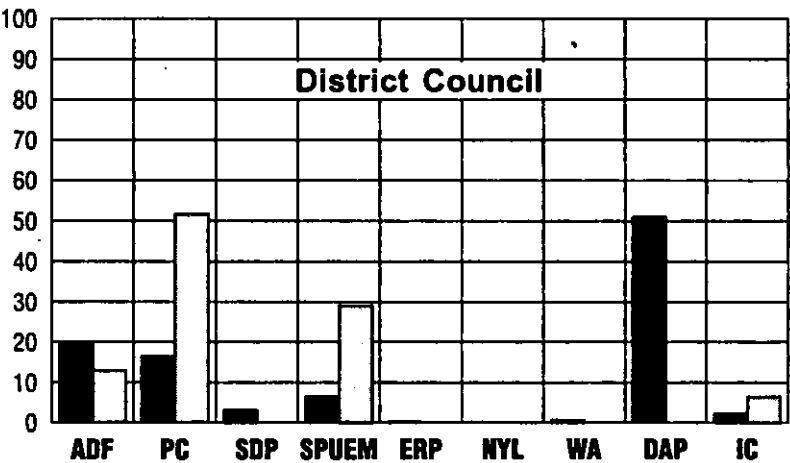
No.	Name of party/ socio-political organization/ electoral bloc	Abbrevia- tion	Number of votes	Percent of total	Man- dates
1.	Alliance of Democratic Forces	ADF	2299	10.75	33
2.	Party of Communists	PC	8270	38.67	73
3.	Social-Democratic Party	SDP	0	0.00	0
4.	Socialist Party and "Unitate-Edinstvo" Movement	SPUEM	5017	23.46	33
5.	Economic Revival Party	ERP	0	0.00	0
6.	National Youth League	NYL	0	0.00	0
7.	Women's Association	WA	0	0.00	0
8.	Democratic Agrarian Party	DAP	2333	10.91	16
9.	Independent Candidates	IC	3466	16.21	10

RESULTS OF THE ELECTIONS OF CITY AND VILLAGE MAYORS



No.	Name of party/ socio-political organization/ electoral bloc	Abbrevia- tion	Number of votes	Percent of total	Man- dates
1.	Alliance of Democratic Forces	ADF	2259	11.66	2
2.	Party of Communists	PC	6184	31.92	4
3.	Social-Democratic Party	SDP	0	0.00	0
4.	Socialist Party and "Unitate-Edinstvo" Movement	SPUEM	4514	23.30	3
5.	Economic Revival Party	ERP	0	0.00	0
6.	National Youth League	NYL	0	0.00	0
7.	Women's Association	WA	0	0.00	0
8.	Democratic Agrarian Party	DAP	2169	11.19	1
9.	Independent Candidates	IC	4250	21.93	2

COMPARATIVE RESULTS OF THE ELECTIONS
BY DISTRICT AND ENTIRE REPUBLIC



■ Mandates republic
as a whole

□ Mandates in given
district

CHIOSELIA MARE				RV	990
				PRV	859
				VVC	758
ADF	0	0			
PC	633	10	AAAAAAAAAAAA		
SPUEM	125	1	A		
DAP	0	0			
IC	0	0			

CÂETU				RV	802
				PRV	665
				VVC	392
ADF	392	11	AAAAAAAAAAAA		
PC	0	0			
SPUEM	0	0			
DAP	0	0			
IC	0	0			

CHIRSOVA				RV	4719
				PRV	3717
				VVC	3457
ADF	0	0			
PC	2490	15	AAAAAAAAAAAA		
SPUEM	320	1	A		
DAP	0	0			
IC	647	1	A		

DEZGHINGEA				RV	3639
				PRV	2439
				VVC	2298
ADF	0	0			
PC	451	8	AAAAAAAAAA		
SPUEM	0	0			
DAP	0	0			
IC	1847	7	AAAAAAAAA		

CONGAZ				RV	7623
				PRV	4324
				VVC	3887
ADF	0	0			
PC	1794	13	AAAAAAAAAAAA		
SPUEM	1160	1	A		
DAP	585	4	AAAAA		
IC	348	1	A		

FERAPONTIEVCA				RV	792
				PRV	595
				VVC	421
ADF	0	0			
PC	0	0			
SPUEM	421	11	AAAAAAAAAAAA		
DAP	0	0			
IC	0	0			

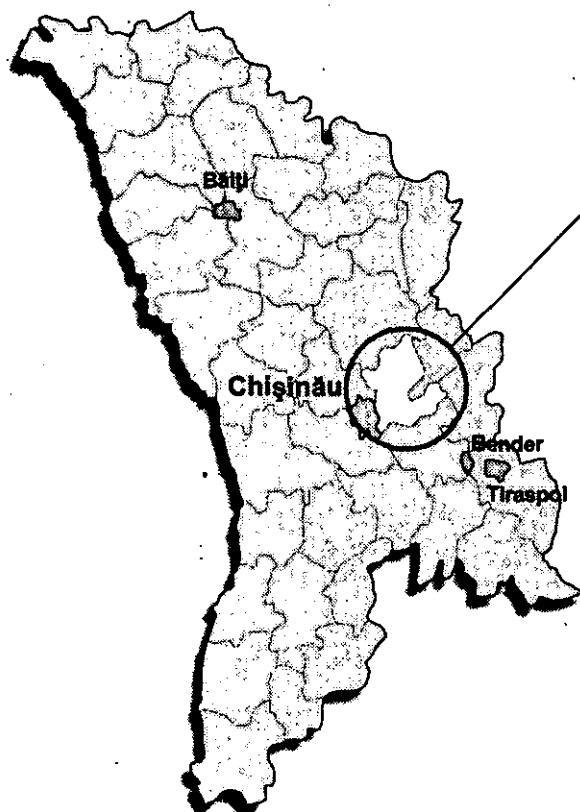
CONGAZCIC				RV	1135
				PRV	804
				VVC	725
ADF	0	0			
PC	199	4	AAAAA		
SPUEM	428	8	AAAAAAAAAA		
DAP	0	0			
IC	98	1	A		

FRUMUȘICA				RV	501
				PRV	443
				VVC	380
ADF	0	0			
PC	146	3	AAA		
SPUEM	234	6	AAAAAAA		
DAP	0	0			
IC	0	0			

COTOVSCOIE				RV	493
				PRV	461
				VVC	435
ADF	0	0			
PC	385	8	AAAAAAAAAA		
SPUEM	50	1	A		
DAP	0	0			
IC	0	0			

SADÂC				RV	1428
				PRV	1152
				VVC	952
ADF	730	10	AAAAAAAAAAAA		
PC	0	0			
SPUEM	222	1	A		
DAP	0	0			
IC	0	0			


CRIULENI DISTRICT



- Surface area, sq.km. 850
- Distance from capital, km 43
- Number of registered voters 53770
- Number of participating registered voters 36096
- Percent of participating registered voters 67.13
- Number of valid votes cast 30693

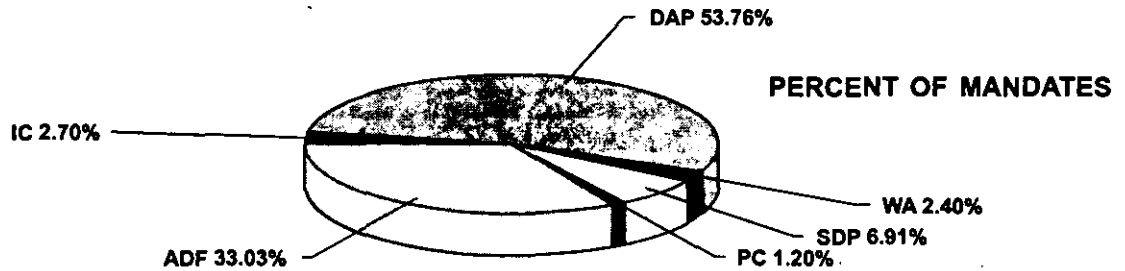
RESULTS OF THE ELECTIONS TO THE DISTRICT COUNCIL

PERCENT OF
MANDATES



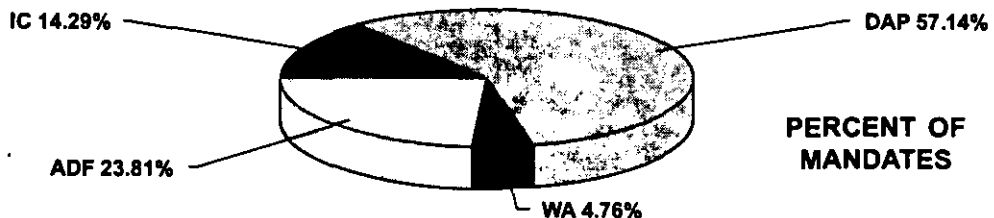
No.	Name of party/ socio-political organization/ electoral bloc	Abbreviation	Number of votes	Percent of total	Mandates
1.	Alliance of Democratic Forces	ADF	8683	28.29	10
2.	Party of Communists	PC	0	0.00	0
3.	Social-Democratic Party	SDP	3658	11.92	4
4.	Socialist Party and "Unitate-Edinstvo" Movement	SPUEM	0	0.00	0
5.	Economic Revival Party	ERP	0	0.00	0
6.	National Youth League	NYL	0	0.00	0
7.	Women's Association	WA	2532	8.25	3
8.	Democratic Agrarian Party	DAP	14718	47.95	18
9.	Independent Candidates	IC	1102	3.59	0

RESULTS OF THE ELECTIONS TO CITY AND VILLAGE COUNCILS



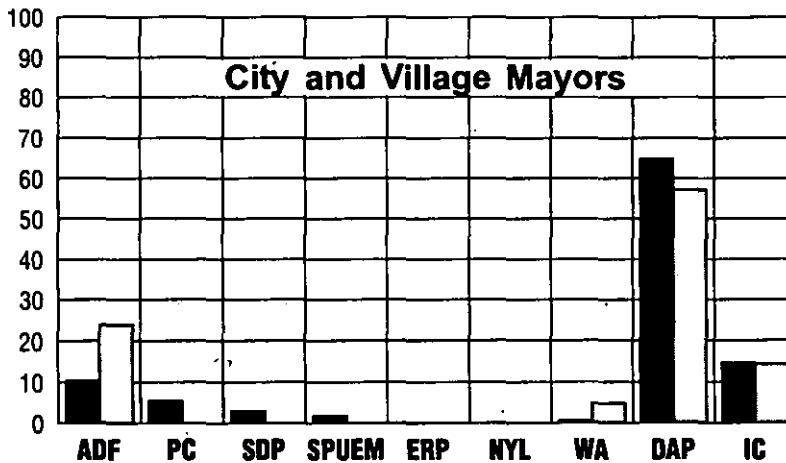
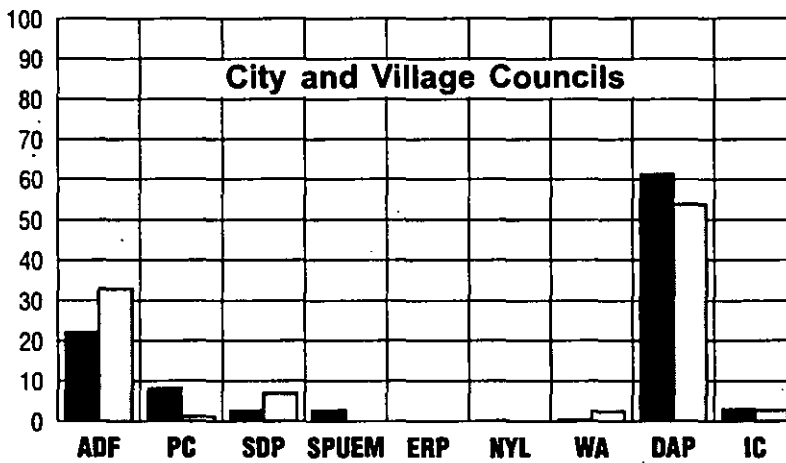
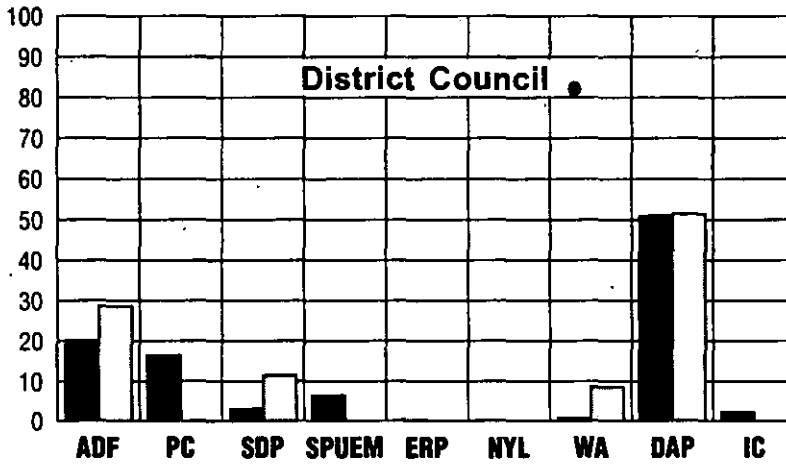
No.	Name of party/ socio-political organization/ electoral bloc	Abbrevia- tion	Number of votes	Percent of total	Man- dates
1.	Alliance of Democratic Forces	ADF	9949	32.42	110
2.	Party of Communists	PC	590	1.92	4
3.	Social-Democratic Party	SDP	2548	8.30	23
4.	Socialist Party and "Unitate-Edinstvo" Movement	SPUEM	0	0.00	0
5.	Economic Revival Party	ERP	0	0.00	0
6.	National Youth League	NYL	0	0.00	0
7.	Women's Association	WA	710	2.31	8
8.	Democratic Agrarian Party	DAP	15387	50.14	179
9.	Independent Candidates	IC	1502	4.89	9

RESULTS OF THE ELECTIONS OF CITY AND VILLAGE MAYORS



No.	Name of party/ socio-political organization/ electoral bloc	Abbrevia- tion	Number of votes	Percent of total	Man- dates
1.	Alliance of Democratic Forces	ADF	7803	25.89	5
2.	Party of Communists	PC	877	2.91	0
3.	Social-Democratic Party	SDP	1540	5.11	0
4.	Socialist Party and "Unitate-Edinstvo" Movement	SPUEM	0	0.00	0
5.	Economic Revival Party	ERP	0	0.00	0
6.	National Youth League	NYL	0	0.00	0
7.	Women's Association	WA	469	1.56	1
8.	Democratic Agrarian Party	DAP	13819	45.86	12
9.	Independent Candidates	IC	5627	18.67	3

COMPARATIVE RESULTS OF THE ELECTIONS BY DISTRICT AND ENTIRE REPUBLIC



■ Mandates republic
as a whole

□ Mandates in given
district

VOTES ACCUMULATED AND MANDATES OBTAINED IN LOCALITIES

Locality name

Number of registered voters

Number of participating registered voters

Number of valid votes cast

Mayor

Abbreviation

Number of votes

Mandates

Councillors

BĂLȚATA				RV	1087
				PRV	883
				VVC	754
ADF	0	0			
PC	0	0			
SDP	17	0			
WA	40	1	♂		
DAP	298	7	♂♂♂♂♂♂♂	♂	
IC	399	3	♂♂♂		

CRIULENI				RV	5544
				PRV	3048
				VVC	2543
ADF	430	3	♂♂♂		
PC	590	4	♂♂♂♂		
SDP	455	3	♂♂♂		
WA	0	0			
DAP	1068	7	♂♂♂♂♂♂♂		
IC	0	0			

BUDEȘTI				RV	2684
				PRV	1360
				VVC	1115
ADF	328	4	♂♂♂♂		
PC	0	0			
SDP	229	2	♂♂		
WA	0	0			
DAP	558	7	♂♂♂♂♂♂♂		
IC	0	0			

BOȘCANA				RV	2174
				PRV	1543
				VVC	1322
ADF	302	3	♂♂♂		
PC	0	0			
SDP	616	6	♂♂♂♂♂♂		
WA	0	0			
DAP	404	4	♂♂♂♂		
IC	0	0			

BĂLĂBĂNEȘTI				RV	2141
				PRV	1492
				VVC	1257
ADF	555	6	♂♂♂♂♂♂		
PC	0	0			
SDP	0	0			
WA	0	0			
DAP	702	7	♂♂♂♂♂♂♂		
IC	0	0			

BĂLȚATA				RV	1087
				PRV	883
				VVC	754
ADF	0	0			
PC	0	0			
SDP	17	0			
WA	40	1	▲		
DAP	298	7	▲▲▲▲▲▲▲		▲
IC	399	3	▲▲▲		

CRUGLIC				RV	1906
				PRV	1688
				VVC	1500
ADF	407	3	▲▲▲		
PC	0	0			
SDP	102	0			
WA	0	0			
DAP	991	8	▲▲▲▲▲▲▲▲		▲
IC	0	0			

CIMIȘENI				RV	1950
				PRV	1287
				VVC	1139
ADF	214	3	▲▲▲		
PC	0	0			
SDP	225	2	▲▲		
WA	0	0			
DAP	291	5	▲▲▲▲▲		
IC	409	3	▲▲▲		

DOLINNOE				RV	690
				PRV	578
				VVC	574
ADF	0	0			
PC	0	0			
SDP	0	0			
WA	0	0			
DAP	574	11	▲▲▲▲▲▲▲▲▲▲		▲
IC	0	0			

CORJOVA				RV	1637
				PRV	1052
				VVC	945
ADF	203	3	▲▲▲		
PC	0	0			
SDP	0	0			
WA	0	0			
DAP	517	7	▲▲▲▲▲▲▲		▲
IC	225	1	▲		

DRĂSLICENI				RV	4435
				PRV	2929
				VVC	2393
ADF	1343	10	▲▲▲▲▲▲▲▲▲▲		
PC	0	0			
SDP	0	0			
WA	0	0			
DAP	1050	7	▲▲▲▲▲▲▲		
IC	0	0			▲

COȘERNIȚA				RV	875
				PRV	633
				VVC	573
ADF	532	11	▲▲▲▲▲▲▲▲▲▲		▲
PC	0	0			
SDP	0	0			
WA	0	0			
DAP	41	0			
IC	0	0			

DUBĂSARII VECHI				RV	4265
				PRV	3285
				VVC	2986
ADF	1090	6	▲▲▲▲▲▲		
PC	0	0			
SDP	88	0			
WA	0	0			
DAP	1612	10	▲▲▲▲▲▲▲▲▲▲		▲
IC	196	1	▲		

HRUȘOVA				RV	1635
				PRV	1280
				VVC	1176
ADF	266	2	⚐⚐⚐		
PC	0	0			
SDP	80	0			
WA	0	0			
DAP	830	9	⚐⚐⚐⚐⚐⚐⚐⚐⚐⚐⚐		⚐
IC	0	0			

JEVRENI				RV	924
				PRV	874
				VVC	759
ADF	260	4	⚐⚐⚐⚐⚐		
PC	0	0			
SDP	280	4	⚐⚐⚐⚐⚐		
WA	0	0			
DAP	219	3	⚐⚐⚐		
IC	0	0			⚐

HÂRTOPUL MARE				RV	2703
				PRV	1404
				VVC	979
ADF	451	6	⚐⚐⚐⚐⚐⚐⚐		
PC	0	0			
SDP	0	0			
WA	0	0			
DAP	528	7	⚐⚐⚐⚐⚐⚐⚐		
IC	0	0			

MAȘCĂUȚI				RV	2691
				PRV	1455
				VVC	1213
ADF	764	9	⚐⚐⚐⚐⚐⚐⚐⚐⚐⚐		⚐
PC	0	0			
SDP	67	0			
WA	0	0			
DAP	358	4	⚐⚐⚐⚐		
IC	24	0			

IZBIȘTE				RV	1962
				PRV	1268
				VVC	1056
ADF	242	3	⚐⚐⚐		
PC	0	0			
SDP	77	1	⚐		
WA	0	0			
DAP	737	9	⚐⚐⚐⚐⚐⚐⚐⚐⚐⚐		⚐
IC	0	0			

MICLEȘTI				RV	1438
				PRV	1090
				VVC	1007
ADF	152	1	⚐		
PC	0	0			
SDP	21	0			
WA	0	0			
DAP	834	10	⚐⚐⚐⚐⚐⚐⚐⚐⚐⚐⚐		⚐
IC	0	0			

IȘNOVĂȚ				RV	1031
				PRV	602
				VVC	539
ADF	75	1	⚐		
PC	0	0			
SDP	34	0			
WA	0	0			
DAP	430	10	⚐⚐⚐⚐⚐⚐⚐⚐⚐⚐		⚐
IC	0	0			

OHRINCEA				RV	624
				PRV	500
				VVC	436
ADF	0	0			
PC	0	0			
SDP	142	3	⚐⚐⚐		
WA	0	0			
DAP	294	8	⚐⚐⚐⚐⚐⚐⚐⚐		⚐
IC	0	0			

ONIȚCANI				RV	1355
				PRV	996
				VVC	864
ADF	172	3	⚬⚬⚬⚬		
PC	0	0			
SDP	115	2	⚬⚬		
WA	311	2	⚬⚬		⚬
DAP	266	4	⚬⚬⚬⚬⚬		
IC	0	0			

SLOBOZIA-DUȘCA				RV	1766
				PRV	1280
				VVC	1079
ADF	207	2	⚬⚬		
PC	0	0			
SDP	0	0			
WA	211	2	⚬⚬		
DAP	661	7	⚬⚬⚬⚬⚬⚬⚬⚬		⚬
IC	0	0			

PAȘCANI				RV	1283
				PRV	901
				VVC	753
ADF	145	3	⚬⚬⚬⚬		
PC	0	0			
SDP	0	0			
WA	148	3	⚬⚬⚬⚬		
DAP	211	4	⚬⚬⚬⚬⚬		
IC	249	1	⚬		⚬

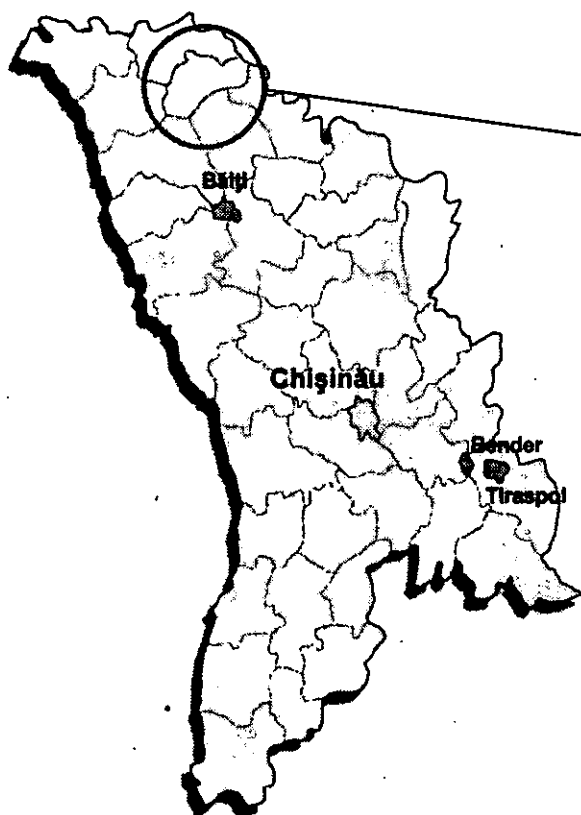
STĂUCENI				RV	3804
				PRV	2368
				VVC	1840
ADF	952	8	⚬⚬⚬⚬⚬⚬⚬⚬⚬		⚬
PC	0	0			
SDP	0	0			
WA	0	0			
DAP	888	7	⚬⚬⚬⚬⚬⚬⚬⚬		
IC	0	0			

RĂCULEȘTI				RV	1135
				PRV	933
				VVC	638
ADF	0	0			
PC	0	0			
SDP	0	0			
WA	0	0			
DAP	638	11	⚬⚬⚬⚬⚬⚬⚬⚬⚬⚬⚬⚬⚬		⚬
IC	0	0			

ZĂICANA				RV	1224
				PRV	878
				VVC	760
ADF	478	7	⚬⚬⚬⚬⚬⚬⚬⚬		⚬
PC	0	0			
SDP	0	0			
WA	0	0			
DAP	282	4	⚬⚬⚬⚬⚬		
IC	0	0			

RÂȘCOVA				RV	748
				PRV	529
				VVC	486
ADF	381	9	⚬⚬⚬⚬⚬⚬⚬⚬⚬⚬		⚬
PC	0	0			
SDP	0	0			
WA	0	0			
DAP	105	2	⚬⚬		
IC	0	0			

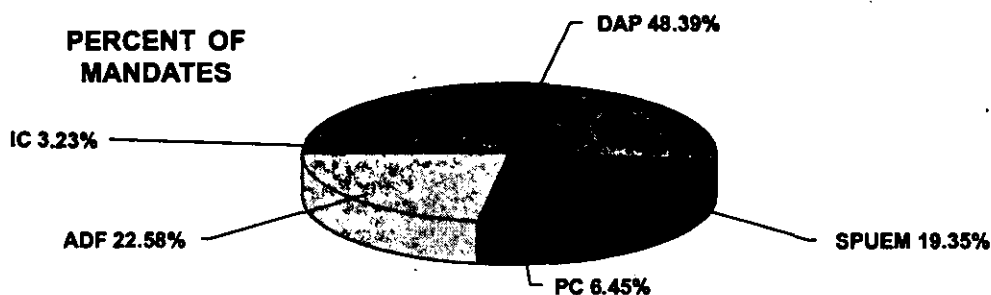
3



DONDUȘENI DISTRICT


- Surface area, sq.km. 890
- Distance from capital, km 197
- Number of registered voters 50440
- Number of participating registered voters 39612
- Percent of participating registered voters 78.53
- Number of valid votes cast 35609

RESULTS OF THE ELECTIONS TO THE DISTRICT COUNCIL



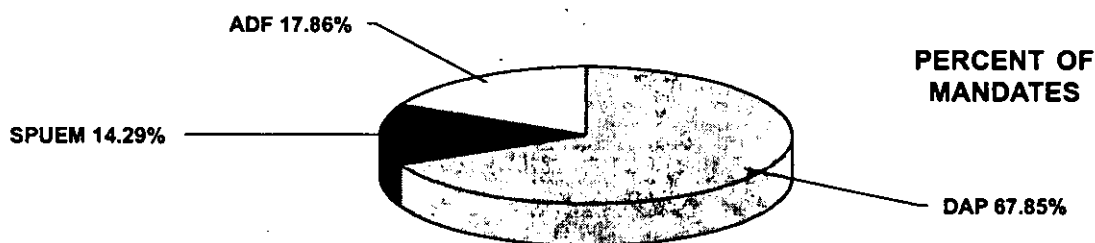
No.	Name of party/ socio-political organization/ electoral bloc	Abbreviation	Number of votes	Percent of total	Mandates
1.	Alliance of Democratic Forces	ADF	8402	23.60	7
2.	Party of Communists	PC	2355	6.61	2
3.	Social-Democratic Party	SDP	0	0.00	0
4.	Socialist Party and "Unitate-Edinstvo" Movement	SPUEM	6600	18.53	6
5.	Economic Revival Party	ERP	0	0.00	0
6.	National Youth League	NYL	0	0.00	0
7.	Women's Association	WA	0	0.00	0
8.	Democratic Agrarian Party	DAP	16454	46.21	15
9.	Independent Candidates	IC	1798	5.05	1

RESULTS OF THE ELECTIONS TO CITY AND VILLAGE COUNCILS



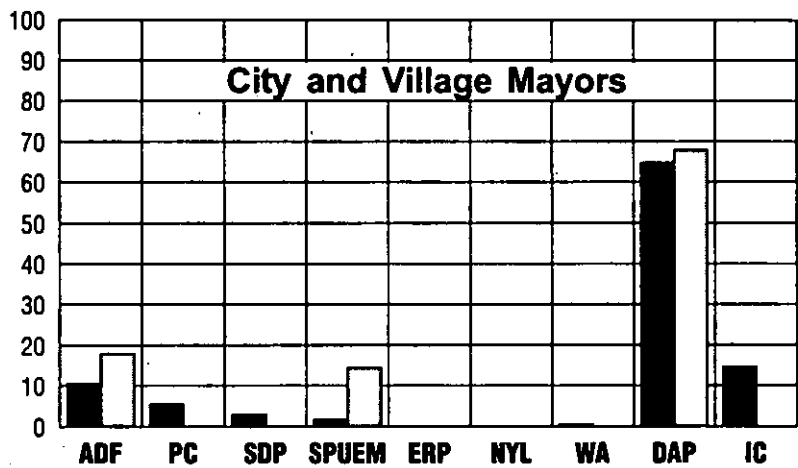
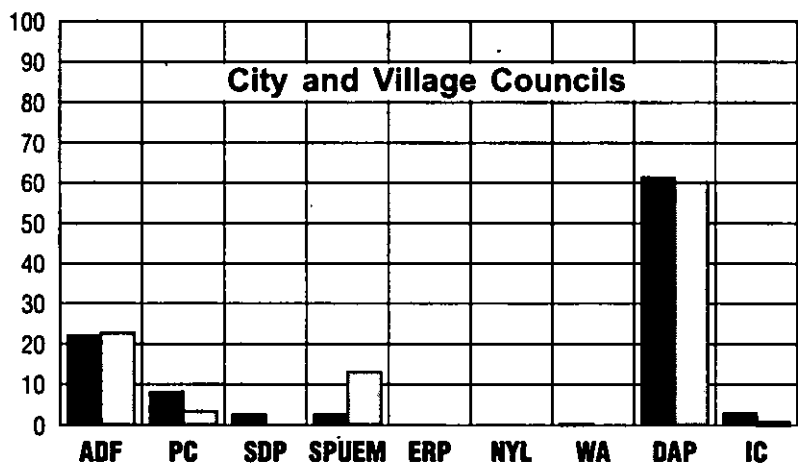
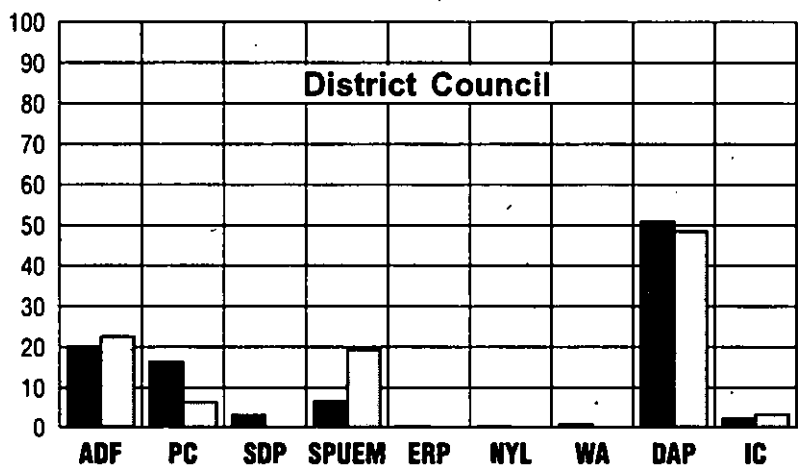
No.	Name of party/ socio-political organization/ electoral bloc	Abbreviation	Number of votes	Percent of total	Mandates
1.	Alliance of Democratic Forces	ADF	9309	26.67	75
2.	Party of Communists	PC	1579	4.52	11
3.	Social-Democratic Party	SDP	0	0.00	0
4.	Socialist Party and "Unitate-Edinstvo" Movement	SPUEM	4458	12.77	43
5.	Economic Revival Party	ERP	0	0.00	0
6.	National Youth League	NYL	0	0.00	0
7.	Women's Association	WA	0	0.00	0
8.	Democratic Agrarian Party	DAP	18894	54.13	199
9.	Independent Candidates	IC	663	1.90	3

RESULTS OF THE ELECTIONS OF CITY AND VILLAGE MAYORS



No.	Name of party/ socio-political organization/ electoral bloc	Abbreviation	Number of votes	Percent of total	Mandates
1.	Alliance of Democratic Forces	ADF	8021	24.65	5
2.	Party of Communists	PC	747	2.30	0
3.	Social-Democratic Party	SDP	0	0.00	0
4.	Socialist Party and "Unitate-Edinstvo" Movement	SPUEM	3193	9.81	4
5.	Economic Revival Party	ERP	0	0.00	0
6.	National Youth League	NYL	0	0.00	0
7.	Women's Association	WA	0	0.00	0
8.	Democratic Agrarian Party	DAP	18574	57.07	19
9.	Independent Candidates	IC	2011	6.18	0

COMPARATIVE RESULTS OF THE ELECTIONS
BY DISTRICT AND ENTIRE REPUBLIC



■ Mandates republic
as a whole

□ Mandates in given
district

CERNOLEUCA				RV	1922
				PRV	1704
				VVC	1582
ADF	492	4	⚐⚐⚐⚐⚐		
PC	0	0			
SPUEM	0	0			
DAP	527	5	⚐⚐⚐⚐⚐⚐		⚐
IC	563	2	⚐⚐		

ELIZAVETOVCA				RV	639
				PRV	574
				VVC	482
ADF	0	0			
PC	162	3	⚐⚐⚐		
SPUEM	320	6	⚐⚐⚐⚐⚐⚐⚐		⚐
DAP	0	0			
IC	0	0			

CLIMĂUȚI				RV	1167
				PRV	927
				VVC	691
ADF	96	1	⚐		
PC	0	0			
SPUEM	0	0			
DAP	595	10	⚐⚐⚐⚐⚐⚐⚐⚐⚐⚐⚐⚐		⚐
IC	0	0			

FRASIN				RV	1704
				PRV	1198
				VVC	986
ADF	145	1	⚐		
PC	216	2	⚐⚐		
SPUEM	0	0			
DAP	625	8	⚐⚐⚐⚐⚐⚐⚐⚐⚐		⚐
IC	0	0			

CORBU				RV	1388
				PRV	1072
				VVC	1012
ADF	0	0			
PC	0	0			
SPUEM	0	0			
DAP	1012	11	⚐⚐⚐⚐⚐⚐⚐⚐⚐⚐⚐⚐		⚐
IC	0	0			

FÂNTÂNIȚA				RV	1203
				PRV	1032
				VVC	897
ADF	454	6	⚐⚐⚐⚐⚐⚐⚐		⚐
PC	0	0			
SPUEM	0	0			
DAP	443	5	⚐⚐⚐⚐⚐⚐		
IC	0	0			



CRIȘCĂUȚI				RV	1218
				PRV	1008
				VVC	915
ADF	0	0			
PC	0	0			
SPUEM	0	0			
DAP	915	11	⚐⚐⚐⚐⚐⚐⚐⚐⚐⚐⚐⚐		⚐
IC	0	0			

HORODIȘTE				RV	921
				PRV	854
				VVC	763
ADF	418	5	⚐⚐⚐⚐⚐⚐		⚐
PC	0	0			
SPUEM	0	0			
DAP	345	6	⚐⚐⚐⚐⚐⚐⚐		
IC	0	0			

DONDUȘENI				RV	1429
				PRV	1183
				VVC	1023
ADF	308	3	⚐⚐⚐		
PC	0	0			
SPUEM	0	0			
DAP	715	8	⚐⚐⚐⚐⚐⚐⚐⚐⚐		⚐
IC	0	0			

MARAMONOVCA				RV	2418
				PRV	1880
				VVC	1624
ADF	0	0			
PC	0	0			
SPUEM	284	2	⚐⚐		
DAP	1340	11	⚐⚐⚐⚐⚐⚐⚐⚐⚐⚐⚐⚐		⚐
IC	0	0			

3



MOŞANA				RV	1639
				PRV	1543
				VVC	1475
ADF	0	0			
PC	94	0			
SPUEM	1298	11			
DAP	83	0			
IC	0	0			



MÂNDÂC				RV	2752
				PRV	1974
				VVC	1760
ADF	650	5	000000		
PC	0	0			
SPUEM	0	0			
DAP	1110	8	00000000		0
IC	0	0			

NIORCANI				RV	492
				PRV	450
				VVC	411
ADF	0	0			
PC	0	0			
SPUEM	310	7	00000000		0
DAP	101	2	00		
IC	0	0			

PIVNICENI				RV	594
				PRV	484
				VVC	360
ADF	0	0			
PC	0	0			
SPUEM	0	0			
DAP	360	9			
IC	0	0			

PLOP				RV	1324
				PRV	1122
				VVC	977
ADF	536	6	00000000		
PC	0	0			
SPUEM	0	0			
DAP	441	5	00000000		0
IC	0	0			

POCROVCA			RV	802
			PRV	775
			VVC	557
ADF	0	0		
PC	0	0		
SPUEM	0	0		
DAP	557	11		
IC	0	0		

RUDI			RV	902
			PRV	776
			VVC	377
ADF	0	0		
PC	0	0		
SPUEM	0	0		
DAP	377	11		
IC	0	0		

RĂDIUL MARE				RV	1077
				PRV	971
				VVC	891
ADF	230	3	0000		
PC	0	0			
SPUEM	0	0			
DAP	661	8	000000000000		00
IC	0	0			

SCĂIENI				RV	1825
				PRV	1688
				VVC	1562
ADF	302	2	♂♂		
PC	0	0			
SPUEM	0	0			
DAP	1260	9	♂♂♂♂♂♂♂♂♂♂		♂
IC	0	0			

<div style="text-align: center; font-size: 2em; font-weight: bold;">SUDARCA</div>				RV	1568
				PRV	1378
				VVC	1248
ADF	0	0			
PC	0	0			
SPUEM	273	2	👤👤👤		
DAP	875	8	👤👤👤👤👤👤👤👤		👤
IC	100	1	👤		

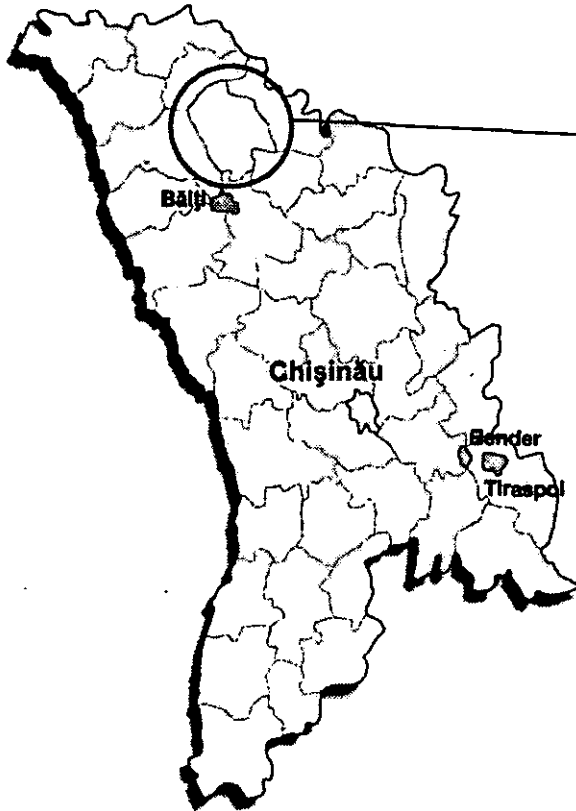
TELEȘEUCA				RV	655
				PRV	609
				VVC	572
ADF	140	2	⚐⚐		
PC	0	0			
SPUEM	31	0			
DAP	401	7	⚐⚐⚐⚐⚐⚐⚐⚐		⚐
IC	0	0			

VISOCA				RV	1997
				PRV	1629
				VVC	1471
ADF	662	5	⚐⚐⚐⚐⚐⚐⚐		⚐
PC	0	0			
SPUEM	0	0			
DAP	809	6	⚐⚐⚐⚐⚐⚐⚐		
IC	0	0			

TĂTĂRĂUCA VECHE				RV	1259
				PRV	1176
				VVC	1077
ADF	527	5	⚐⚐⚐⚐⚐⚐⚐		⚐
PC	0	0			
SPUEM	0	0			
DAP	550	6	⚐⚐⚐⚐⚐⚐⚐		
IC	0	0			

ȚAUL				RV	2965
				PRV	2118
				VVC	1786
ADF	904	7	⚐⚐⚐⚐⚐⚐⚐⚐		
PC	0	0			
SPUEM	0	0			
DAP	882	6	⚐⚐⚐⚐⚐⚐⚐		⚐
IC	0	0			

TÂRNOVA				RV	3547
				PRV	2769
				VVC	2481
ADF	549	3	⚐⚐⚐		
PC	538	3	⚐⚐⚐		
SPUEM	0	0			
DAP	1394	9	⚐⚐⚐⚐⚐⚐⚐⚐⚐⚐		⚐
IC	0	0			



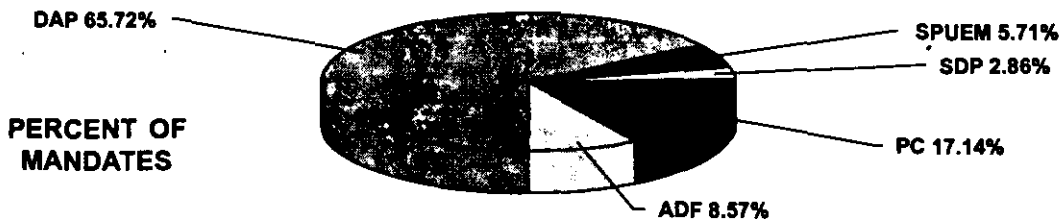
DROCHIA

DISTRICT

- Surface area, sq.km. 780
- Distance from capital, km 167
- Number of registered voters 58178
- Number of participating registered voters 45132
- Percent of participating registered voters 77.58
- Number of valid votes cast 40592

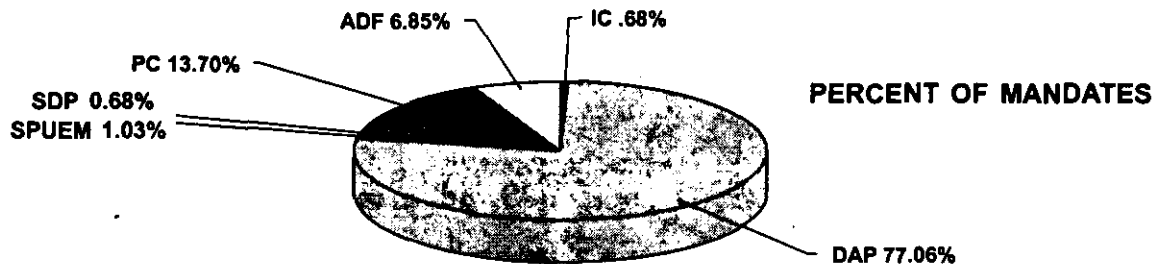
3

RESULTS OF THE ELECTIONS TO THE DISTRICT COUNCIL



No.	Name of party/ socio-political organization/ electoral bloc	Abbreviation	Number of votes	Percent of total	Mandates
1.	Alliance of Democratic Forces	ADF	4221	10.40	3
2.	Party of Communists	PC	6405	15.78	6
3.	Social-Democratic Party	SDP	1295	3.19	1
4.	Socialist Party and "Unitate-Edinstvo" Movement	SPUEM	2228	5.49	2
5.	Economic Revival Party	ERP	0	0.00	0
6.	National Youth League	NYL	0	0.00	0
7.	Women's Association	WA	0	0.00	0
8.	Democratic Agrarian Party	DAP	25291	62.31	23
9.	Independent Candidates	IC	1152	2.84	0

RESULTS OF THE ELECTIONS TO CITY AND VILLAGE COUNCILS



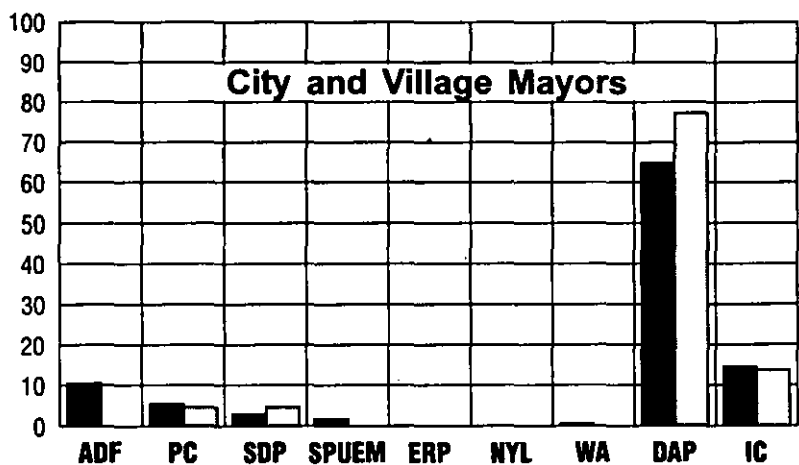
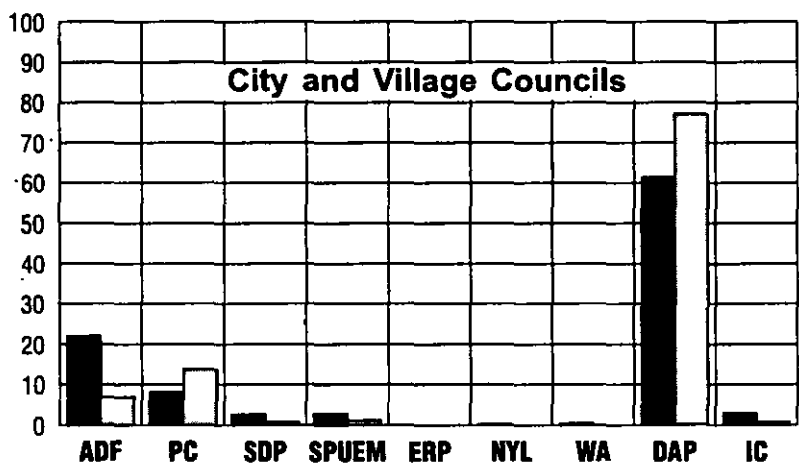
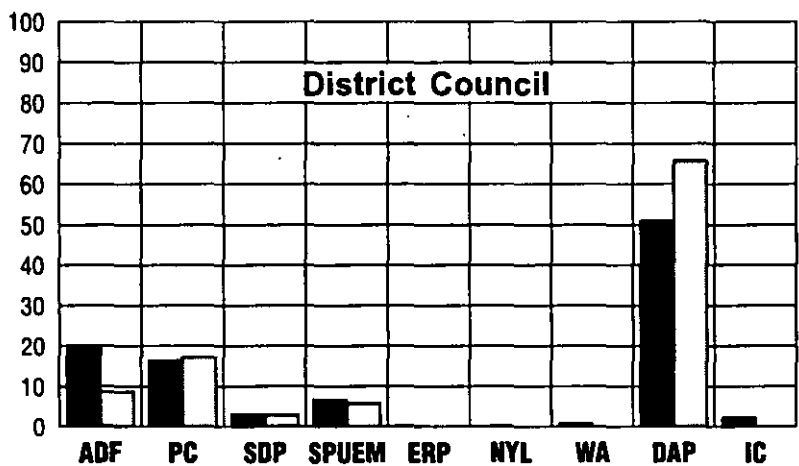
No.	Name of party/ socio-political organization/ electoral bloc	Abbrevia- tion	Number of votes	Percent of total	Man- dates
1.	Alliance of Democratic Forces	ADF	3765	9.52	20
2.	Party of Communists	PC	5700	14.42	40
3.	Social-Democratic Party	SDP	683	1.73	2
4.	Socialist Party and "Unitate-Edinstvo" Movement	SPUEM	1270	3.21	3
5.	Economic Revival Party	ERP	0	0.00	0
6.	National Youth League	NYL	0	0.00	0
7.	Women's Association	WA	0	0.00	0
8.	Democratic Agrarian Party	DAP	26767	67.71	225
9.	Independent Candidates	IC	1347	3.41	2

RESULTS OF THE ELECTIONS OF CITY AND VILLAGE MAYORS



No.	Name of party/ socio-political organization/ electoral bloc	Abbrevia- tion	Number of votes	Percent of total	Man- dates
1.	Alliance of Democratic Forces	ADF	1412	3.64	0
2.	Party of Communists	PC	5539	14.26	1
3.	Social-Democratic Party	SDP	712	1.83	1
4.	Socialist Party and "Unitate-Edinstvo" Movement	SPUEM	0	0.00	0
5.	Economic Revival Party	ERP	0	0.00	0
6.	National Youth League	NYL	0	0.00	0
7.	Women's Association	WA	0	0.00	0
8.	Democratic Agrarian Party	DAP	25243	64.99	17
9.	Independent Candidates	IC	5933	15.28	3

COMPARATIVE RESULTS OF THE ELECTIONS
BY DISTRICT AND ENTIRE REPUBLIC



■ Mandates republic as a whole □ Mandates in given district

VOTES ACCUMULATED AND MANDATES OBTAINED IN LOCALITIES

Locality name

Number of registered voters

Number of participating registered voters

Number of valid votes cast

Mayor

Councilors

Abbreviation

Number of votes

Mandates

BARONCEA			RV	1399
			PRV	1194
			VVC	1030
ADF	0	0		
PC	385	4		
SDP	0	0		
SPUEM	0	0		
DAP	645	7		
IC	0	0		

DROCHIA			RV	13169
			PRV	8373
			VVC	7720
ADF	828	2		
PC	1603	5		
SDP	436	1		
SPUEM	1270	3		
DAP	3302	10		
IC	281	0		

BARONCEA			RV	1399
			PRV	1194
			VVC	1030
ADF	0	0		
PC	385	4		
SDP	0	0		
SPUEM	0	0		
DAP	645	7		
IC	0	0		

ANTONEUCA			RV	453
			PRV	427
			VVC	415
ADF	0	0		
PC	0	0		
SDP	0	0		
SPUEM	0	0		
DAP	415	9		
IC	0	0		

CHETROSU			RV	4234
			PRV	3363
			VVC	2931
ADF	766	5		
PC	0	0		
SDP	0	0		
SPUEM	0	0		
DAP	1304	9		
IC	861	1		

COTOVA				RV	2657
				PRV	2251
				VVC	1951
ADF	510	3	⚐⚐⚐⚐		
PC	0	0			
SDP	0	0			
SPUEM	0	0			
DAP	1441	10	⚐⚐⚐⚐⚐⚐⚐⚐⚐⚐⚐⚐	⚐	
IC	0	0			

HĂSNĂȘENII MARI				RV	1606
				PRV	1395
				VVC	1257
ADF	224	2	⚐⚐		
PC	0	0			
SDP	0	0			
SPUEM	0	0			
DAP	1033	9	⚐⚐⚐⚐⚐⚐⚐⚐⚐⚐⚐	⚐	
IC	0	0			

DOMINTENI				RV	1191
				PRV	1180
				VVC	1134
ADF	0	0			
PC	0	0			
SDP	0	0			
SPUEM	0	0			
DAP	1134	11	⚐⚐⚐⚐⚐⚐⚐⚐⚐⚐⚐⚐	⚐	
IC	0	0			

HĂSNĂȘENII NOI				RV	1310
				PRV	1228
				VVC	1120
ADF	0	0			
PC	0	0			
SDP	0	0			
SPUEM	0	0			
DAP	1120	11	⚐⚐⚐⚐⚐⚐⚐⚐⚐⚐⚐⚐	⚐	
IC	0	0			

DROCHIA				RV	2346
				PRV	1980
				VVC	1628
ADF	419	3	⚐⚐⚐⚐		
PC	236	2	⚐⚐		
SDP	0	0			
SPUEM	0	0			
DAP	973	8	⚐⚐⚐⚐⚐⚐⚐⚐⚐		
IC	0	0			⚐

MICIURIN				RV	1093
				PRV	1000
				VVC	930
ADF	0	0			
PC	349	4	⚐⚐⚐⚐⚐		
SDP	0	0			
SPUEM	0	0			
DAP	581	7	⚐⚐⚐⚐⚐⚐⚐⚐	⚐	
IC	0	0			

GRIBOVA				RV	1751
				PRV	1523
				VVC	1321
ADF	0	0			
PC	0	0			
SDP	0	0			
SPUEM	0	0			
DAP	1321	11	⚐⚐⚐⚐⚐⚐⚐⚐⚐⚐⚐⚐	⚐	
IC	0	0			

MOARA DE PIATRĂ				RV	1292
				PRV	1118
				VVC	849
ADF	0	0			
PC	0	0			
SDP	0	0			
SPUEM	0	0			
DAP	849	11	⚐⚐⚐⚐⚐⚐⚐⚐⚐⚐⚐⚐		
IC	0	0			⚐

NICORENI			RV	2723
			PRV	2330
			VVC	2004
ADF	0	0		
PC	401	2	☺☺	
SDP	0	0		
SPUEM	0	0		
DAP	1603	11	☺☺☺☺☺☺☺☺☺☺☺☺	☺
IC	0	0		

PETRENI			RV	1006
			PRV	939
			VVC	670
ADF	0	0		
PC	0	0		
SDP	0	0		☺
SPUEM	0	0		
DAP	670	11	☺☺☺☺☺☺☺☺☺☺☺☺	
IC	0	0		

OCHIUL ALB			RV	2268
			PRV	2008
			VVC	1531
ADF	0	0		
PC	183	1	☺	
SDP	0	0		
SPUEM	0	0		
DAP	1348	12	☺☺☺☺☺☺☺☺☺☺☺☺	☺
IC	0	0		




POPEȘȚII DE JOS			RV	1474
			PRV	1344
			VVC	1054
ADF	0	0		
PC	0	0		
SDP	0	0		
SPUEM	0	0		
DAP	1054	11	☺☺☺☺☺☺☺☺☺☺☺☺	☺
IC	0	0		


PALANCA			RV	715
			PRV	679
			VVC	449
ADF	0	0		
PC	0	0		
SDP	0	0		
SPUEM	0	0		
DAP	449	9	☺☺☺☺☺☺☺☺☺	☺
IC	0	0		



POPEȘȚII DE SUS			RV	1492
			PRV	1425
			VVC	1361
ADF	181	1	☺	
PC	0	0		
SDP	0	0		
SPUEM	0	0		
DAP	1180	10	☺☺☺☺☺☺☺☺☺☺	☺
IC	0	0		





PERVOMAIȘCOIE			RV	723
			PRV	656
			VVC	591
ADF	0	0		
PC	299	5	☺☺☺☺☺	
SDP	0	0		
SPUEM	0	0		
DAP	292	4	☺☺☺☺	
IC	0	0		

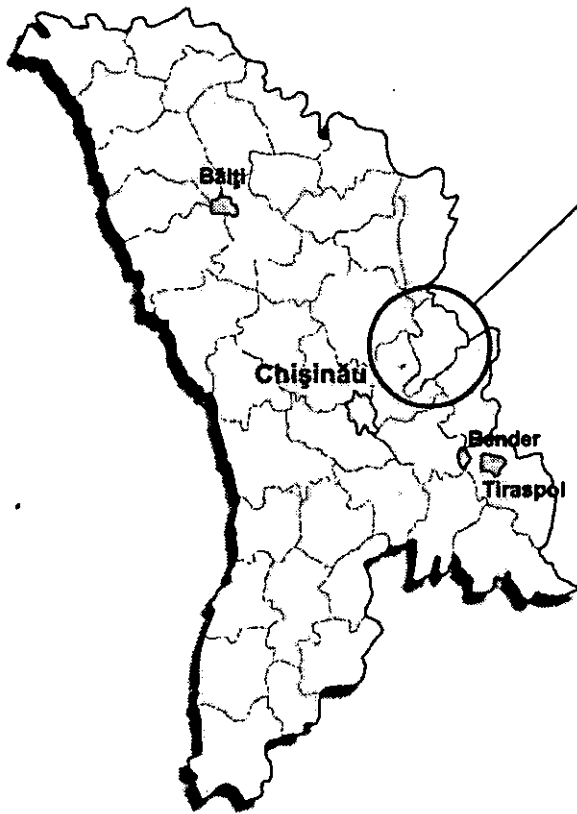
SOFIA			RV	3757
			PRV	2867
			VVC	2637
ADF	468	2	☺☺	
PC	663	4	☺☺☺☺	
SDP	247	1	☺	
SPUEM	0	0		
DAP	1259	8	☺☺☺☺☺☺☺☺	
IC	0	0		

ZGURIȚA				RV	2235
				PRV	1613
				VVC	1393
ADF	0	0			
PC	941	9			
SDP	0	0			
SPUEM	0	0			
DAP	452	4			
IC	0	0			

ŞURI				RV	3428
				PRV	2895
				VVC	2600
ADF	0	0			
PC	0	0			
SDP	0	0			
SPUEM	0	0			
DAP	2600	15			
IC	0	0			

ŞALVIRII VECHI				RV	812
				PRV	782
				VVC	685
ADF	0	0			
PC	0	0			
SDP	0	0			
SPUEM	0	0			
DAP	480	10			
IC	205	1			


TARIGRAD				RV	3109
				PRV	2548
				VVC	2271
ADF	369	2			
PC	640	4			
SDP	0	0			
SPUEM	0	0			
DAP	1262	7	 		
IC	0	0			



DUBĂSARI DISTRICT

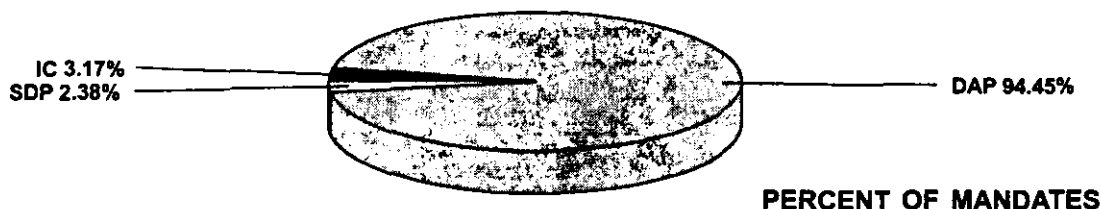
- Surface area, sq.km. 670
- Distance from capital, km 50
- Number of registered voters 20448
- Number of participating registered voters 14176
- Percent of participating registered voters 69.33
- Number of valid votes cast 9996

RESULTS OF THE ELECTIONS TO THE DISTRICT COUNCIL



No.	Name of party/ socio-political organization/ electoral bloc	Abbrevia- tion	Number of votes	Percent of total	Man- dates
1.	Alliance of Democratic Forces	ADF	0	0.00	0
2.	Party of Communists	PC	0	0.00	0
3.	Social-Democratic Party	SDP	0	0.00	0
4.	Socialist Party and "Unitate-Edinstvo" Movement	SPUEM	0	0.00	0
5.	Economic Revival Party	ERP	0	0.00	0
6.	National Youth League	NYL	0	0.00	0
7.	Women's Association	WA	0	0.00	0
8.	Democratic Agrarian Party	DAP	8145	81.48	26
9.	Independent Candidates	IC	1851	18.52	1

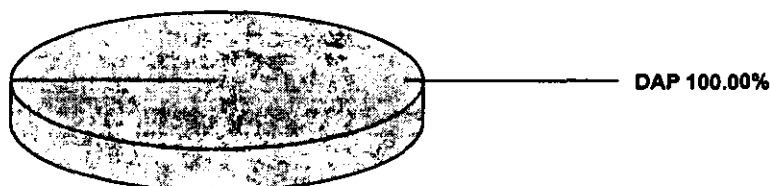
RESULTS OF THE ELECTIONS TO CITY AND VILLAGE COUNCILS



No.	Name of party/ socio-political organization/ electoral bloc	Abbrevia- tion	Number of votes	Percent of total	Man- dates
1.	Alliance of Democratic Forces	ADF	0	0.00	0
2.	Party of Communists	PC	0	0.00	0
3.	Social-Democratic Party	SDP	278	2.81	3
4.	Socialist Party and "Unitate-Edinstvo" Movement	SPUEM	0	0.00	0
5.	Economic Revival Party	ERP	0	0.00	0
6.	National Youth League	NYL	0	0.00	0
7.	Women's Association	WA	0	0.00	0
8.	Democratic Agrarian Party	DAP	8297	83.86	119
9.	Independent Candidates	IC	1319	13.33	4

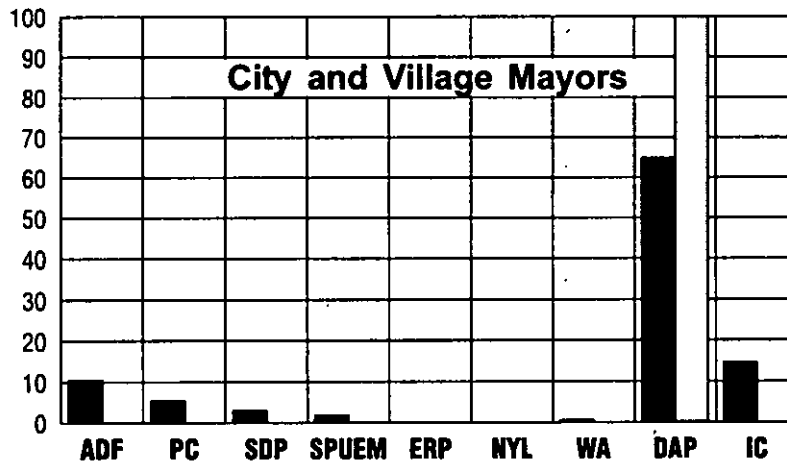
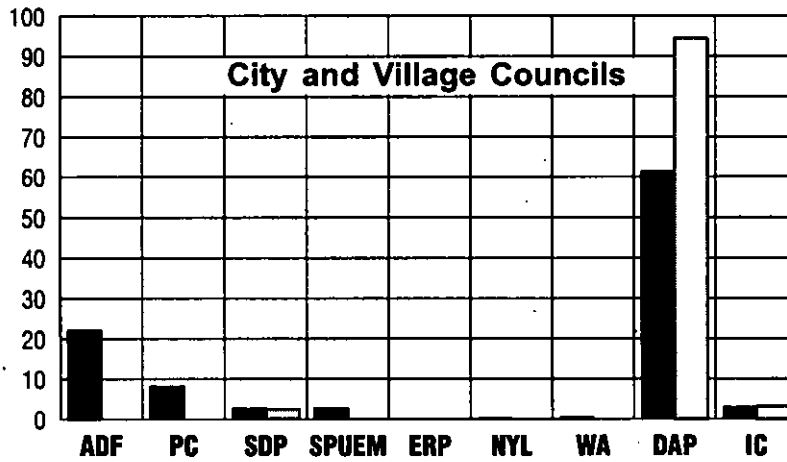
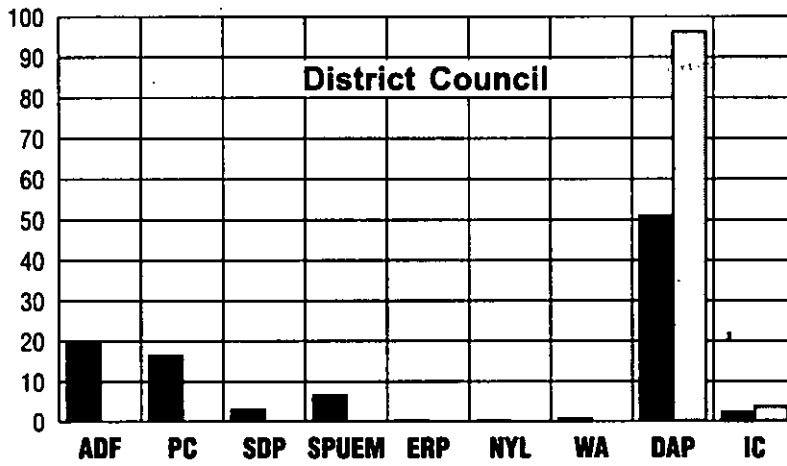
RESULTS OF THE ELECTIONS OF CITY AND VILLAGE MAYORS

PERCENT OF
MANDATES





No.	Name of party/ socio-political organization/ electoral bloc	Abbrevia- tion	Number of votes	Percent of total	Man- dates
1.	Alliance of Democratic Forces	ADF	0	0.00	0
2.	Party of Communists	PC	0	0.00	0
3.	Social-Democratic Party	SDP	310	2.82	0
4.	Socialist Party and "Unitate-Edinstvo" Movement	SPUEM	0	0.00	0
5.	Economic Revival Party	ERP	0	0.00	0
6.	National Youth League	NYL	0	0.00	0
7.	Women's Association	WA	0	0.00	0
8.	Democratic Agrarian Party	DAP	9876	89.76	10
9.	Independent Candidates	IC	817	7.43	0

COMPARATIVE RESULTS OF THE ELECTIONS BY DISTRICT AND ENTIRE REPUBLIC






■ Mandates republic
as a whole

□ Mandates in given
district

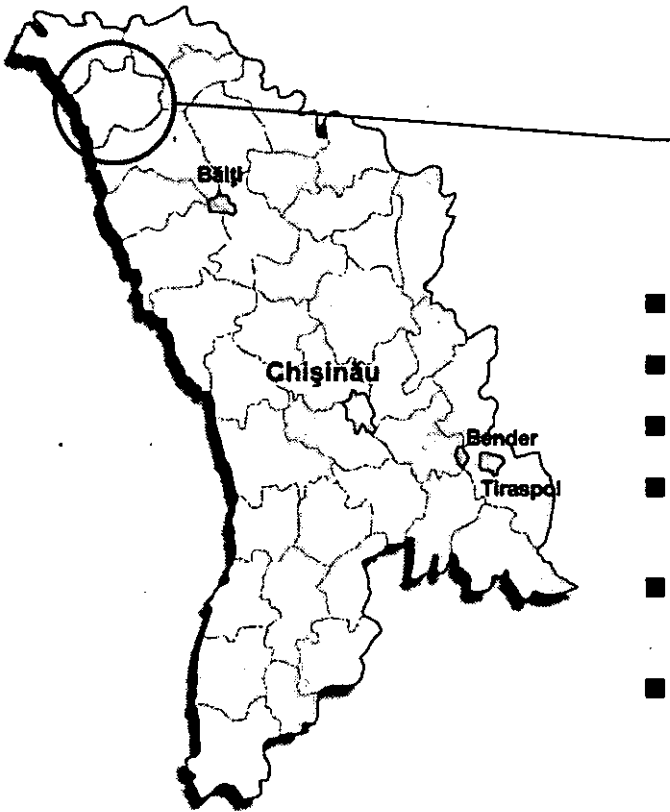
MOLOVATA NOUĂ				RV	1289
				PRV	1080
				VVC	814
SDP	0	0			
DAP	814	11			
IC	0	0			

PÂRÂTA				RV	1985
				PRV	1388
				VVC	1298
SDP	0	0			
DAP	1100	12			
IC	198	1			

OXENTEA				RV	1640
				PRV	1233
				VVC	996
SDP	0	0			
DAP	521	12			
IC	475	1			

USTIA				RV	2248
				PRV	1577
				VVC	993
SDP	0	0			
DAP	503	12			
IC	490	1			

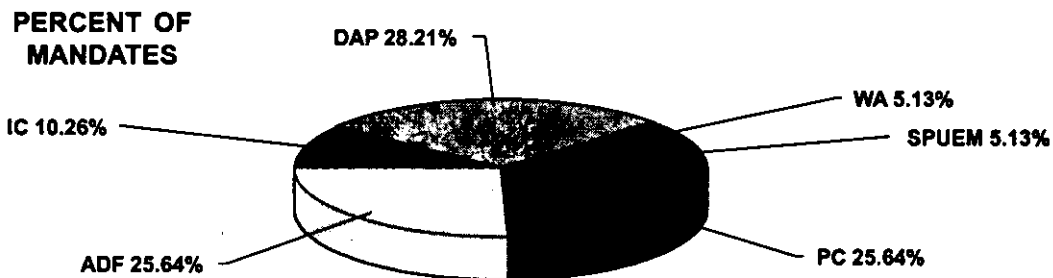
EDINET DISTRICT



- Surface area, sq.km. 860
- Distance from capital, km 202
- Number of registered voters 63801
- Number of participating registered voters 45787
- Percent of participating registered voters 71.77
- Number of valid votes cast 40372

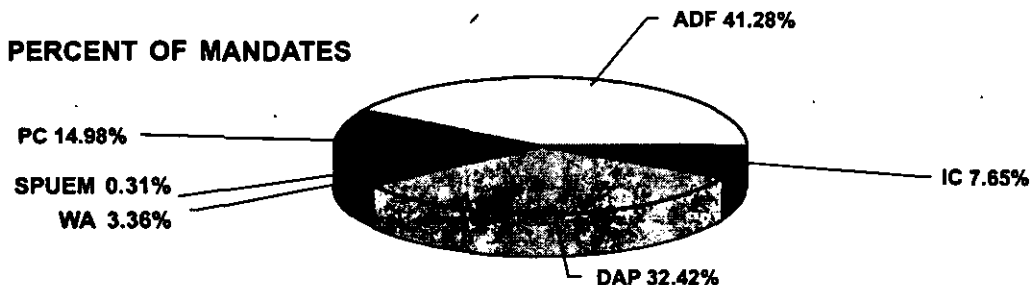
3

RESULTS OF THE ELECTIONS TO THE DISTRICT COUNCIL




No.	Name of party/ socio-political organization/ electoral bloc	Abbrevia- tion	Number of votes	Percent of total	Man- dates
1.	Alliance of Democratic Forces	ADF	8456	20.95	10
2.	Party of Communists	PC	8766	21.71	10
3.	Social-Democratic Party	SDP	0	0.00	0
4.	Socialist Party and "Unitate-Edinstvo" Movement	SPUEM	2126	5.27	2
5.	Economic Revival Party	ERP	0	0.00	0
6.	National Youth League	NYL	0	0.00	0
7.	Women's Association	WA	1736	4.30	2
8.	Democratic Agrarian Party	DAP	9177	22.73	11
9.	Independent Candidates	IC	10111	25.04	4

RESULTS OF THE ELECTIONS TO CITY AND VILLAGE COUNCILS



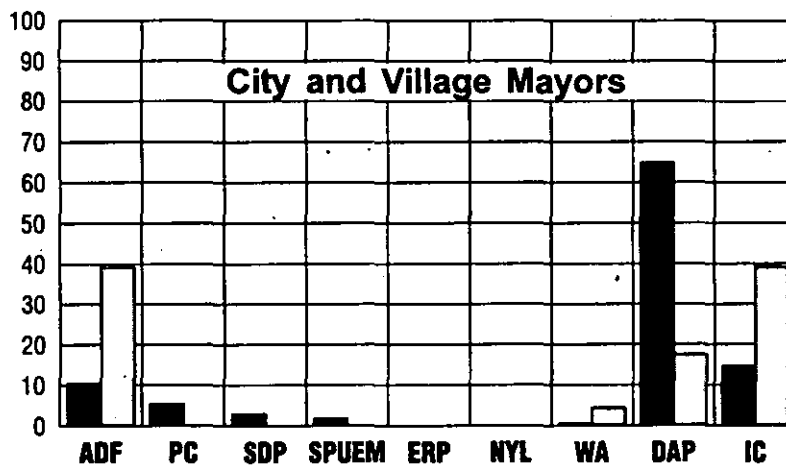
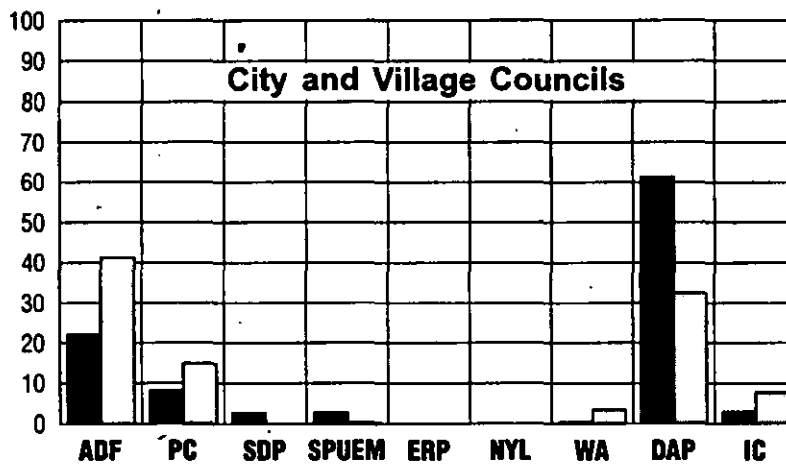
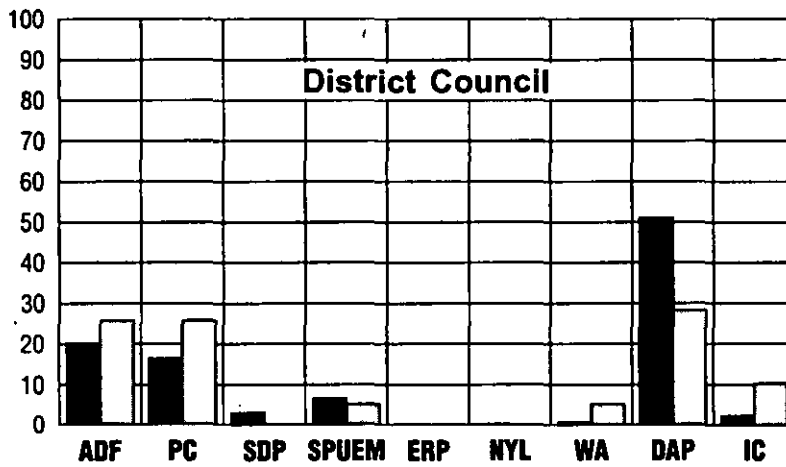
No.	Name of party/ socio-political organization/ electoral bloc	Abbrevia- tion	Number of votes	Percent of total	Man- dates
1.	Alliance of Democratic Forces	ADF	12649	31.91	135
2.	Party of Communists	PC	8138	20.53	49
3.	Social-Democratic Party	SDP	0	0.00	0
4.	Socialist Party and "Unitate-Edinstvo" Movement	SPUEM	158	0.40	1
5.	Economic Revival Party	ERP	0	0.00	0
6.	National Youth League	NYL	0	0.00	0
7.	Women's Association	WA	1524	3.85	11
8.	Democratic Agrarian Party	DAP	11061	27.91	106
9.	Independent Candidates	IC	6104	15.40	25

RESULTS OF THE ELECTIONS OF CITY AND VILLAGE MAYORS



No.	Name of party/ socio-political organization/ electoral bloc	Abbrevia- tion	Number of votes	Percent of total	Man- dates
1.	Alliance of Democratic Forces	ADF	10988	29.79	9
2.	Party of Communists	PC	1954	5.30	0
3.	Social-Democratic Party	SDP	0	0.00	0
4.	Socialist Party and "Unitate-Edinstvo" Movement	SPUEM	0	0.00	0
5.	Economic Revival Party	ERP	0	0.00	0
6.	National Youth League	NYL	0	0.00	0
7.	Women's Association	WA	1381	3.74	1
8.	Democratic Agrarian Party	DAP	6704	18.18	4
9.	Independent Candidates	IC	15854	42.99	9

COMPARATIVE RESULTS OF THE ELECTIONS BY DISTRICT AND ENTIRE REPUBLIC



■ Mandates republic
as a whole

□ Mandates in given
district

VOTES ACCUMULATED AND MANDATES OBTAINED IN LOCALITIES

Locality name

Number of registered voters

Number of participating registered voters

Number of valid votes cast

Abbreviation

Mayor

Number of votes

Mandates

Councilors

ALEXĂNDRENI				RV	1125
				PRV	1018
				VVC	924
ADF	367	4	⚐⚐⚐⚐⚐		
PC	0	0			
SPUEM	0	0			
WA	253	3	⚐⚐⚐		
DAP	304	4	⚐⚐⚐⚐⚐		
IC	0	0			⚐

3

EDINET				RV	11946
				PRV	7385
				VVC	6380
ADF	921	3	⚐⚐⚐		
PC	2942	11	⚐⚐⚐⚐⚐⚐⚐⚐⚐⚐⚐⚐⚐		
SPUEM	0	0			
WA	502	1	⚐		
DAP	1635	6	⚐⚐⚐⚐⚐⚐		
IC	380	0			⚐

ALEXĂNDRENI				RV	1125
				PRV	1018
				VVC	924
ADF	367	4	⚐⚐⚐⚐⚐		
PC	0	0			
SPUEM	0	0			
WA	253	3	⚐⚐⚐		
DAP	304	4	⚐⚐⚐⚐⚐		
IC	0	0			⚐

CUPCINI				RV	6847
				PRV	3743
				VVC	3378
ADF	680	5	⚐⚐⚐⚐⚐		
PC	925	6	⚐⚐⚐⚐⚐⚐		
SPUEM	0	0			
WA	136	1	⚐		
DAP	648	4	⚐⚐⚐⚐		
IC	989	3	⚐⚐⚐		

BLEȘTENI				RV	1559
				PRV	1246
				VVC	1117
ADF	291	3	⚐⚐⚐		⚐
PC	0	0			
SPUEM	0	0			
WA	0	0			
DAP	748	8	⚐⚐⚐⚐⚐⚐⚐⚐		
IC	78	0			

BRĂTUȘENI			RV	4930
			PRV	3268
			VVC	2945
ADF	168	1	♂	
PC	921	8	♂♂♂♂♂♂♂♂	
SPUEM	0	0		
WA	0	0		
DAP	0	0		
IC	1856	8	♂♂♂♂♂♂♂♂	

CHIURT			RV	682
			PRV	649
			VVC	570
ADF	570	9	♂♂♂♂♂♂♂♂♂♂	♂
PC	0	0		
SPUEM	0	0		
WA	0	0		
DAP	0	0		
IC	0	0		

BRÂNZENI			RV	2718
			PRV	2355
			VVC	2112
ADF	800	6	♂♂♂♂♂♂	♂
PC	0	0		
SPUEM	158	1	♂	
WA	0	0		
DAP	788	5	♂♂♂♂♂	
IC	366	1	♂	

CORPACI			RV	1010
			PRV	692
			VVC	603
ADF	127	5	♂♂♂♂♂	
PC	0	0		
SPUEM	0	0		
WA	0	0		
DAP	69	2	♂♂	
IC	407	4	♂♂♂♂	♂

BURLĂNEȘTI			RV	1437
			PRV	1075
			VVC	955
ADF	426	6	♂♂♂♂♂♂	
PC	83	1	♂	
SPUEM	0	0		
WA	0	0		
DAP	226	3	♂♂♂	
IC	220	1	♂	♂

CUCONEȘTII NOI			RV	1639
			PRV	1251
			VVC	1072
ADF	120	1	♂	
PC	160	1	♂	
SPUEM	0	0		
WA	363	4	♂♂♂♂	♂
DAP	429	5	♂♂♂♂♂	
IC	0	0		

CHETROȘCA NOUĂ			RV	1017
			PRV	715
			VVC	645
ADF	326	6	♂♂♂♂♂♂	
PC	0	0		
SPUEM	0	0		
WA	0	0		
DAP	319	5	♂♂♂♂♂	
IC	0	0		♂

FETEȘTI			RV	1979
			PRV	819
			VVC	763
ADF	507	0		
PC	0	0		
SPUEM	0	0		
WA	0	0		
DAP	256	0		
IC	0	0		

GAȘPAR				RV	1131
				PRV	988
				VVC	857
ADF	261	3	⚐⚐⚐⚐		
PC	0	0			
SPUEM	0	0			
WA	0	0			
DAP	596	8	⚐⚐⚐⚐⚐⚐⚐⚐⚐		
IC	0	0			⚐

HINCĂUȚI				RV	1493
				PRV	1393
				VVC	1175
ADF	738	10	⚐⚐⚐⚐⚐⚐⚐⚐⚐⚐⚐⚐		⚐
PC	0	0			
SPUEM	0	0			
WA	0	0			
DAP	0	0			
IC	437	1	⚐		

GOLENI				RV	1119
				PRV	990
				VVC	922
ADF	0	0			
PC	0	0			
SPUEM	0	0			
WA	0	0			
DAP	753	10	⚐⚐⚐⚐⚐⚐⚐⚐⚐⚐⚐⚐		⚐
IC	169	1	⚐		

HLINAIA				RV	1681
				PRV	1462
				VVC	1342
ADF	378	3	⚐⚐⚐⚐		
PC	189	1	⚐		
SPUEM	0	0			
WA	0	0			
DAP	775	7	⚐⚐⚐⚐⚐⚐⚐⚐		
IC	0	0			⚐

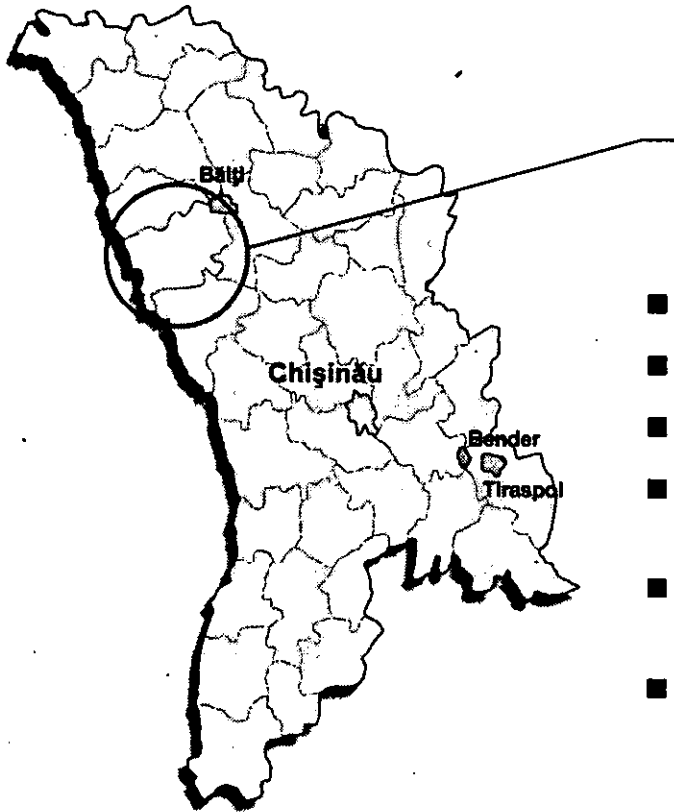
GORDINEȘTI				RV	2422
				PRV	1281
				VVC	1171
ADF	514	6	⚐⚐⚐⚐⚐⚐⚐⚐		
PC	0	0			
SPUEM	0	0			
WA	0	0			
DAP	657	7	⚐⚐⚐⚐⚐⚐⚐⚐		
IC	0	0			

LOPATNIC				RV	1071
				PRV	665
				VVC	525
ADF	279	6	⚐⚐⚐⚐⚐⚐⚐⚐		⚐
PC	0	0			
SPUEM	0	0			
WA	0	0			
DAP	246	5	⚐⚐⚐⚐⚐⚐		
IC	0	0			

HANCĂUȚI				RV	801
				PRV	505
				VVC	253
ADF	253	11	⚐⚐⚐⚐⚐⚐⚐⚐⚐⚐⚐⚐⚐⚐		
PC	0	0			
SPUEM	0	0			
WA	0	0			
DAP	0	0			⚐
IC	0	0			

PARCOVA				RV	2002
				PRV	1586
				VVC	1425
ADF	879	7	⚐⚐⚐⚐⚐⚐⚐⚐⚐		
PC	0	0			
SPUEM	0	0			
WA	230	2	⚐⚐		
DAP	316	2	⚐⚐		
IC	0	0			⚐

ȘOFRÂNCANI			RV	1686
			PRV	648
			VVC	579
ADF	4	0		
PC	552	0		
SPUEM	0	0		
WA	6	0		
DAP	17	0		
IC	0	0		




FĂLEȘTI DISTRICT

- Surface area, sq.km. 1070
- Distance from capital, km 125
- Number of registered voters ... 67278
- Number of participating registered voters 49056
- Percent of participating registered voters 72.92
- Number of valid votes cast 43301

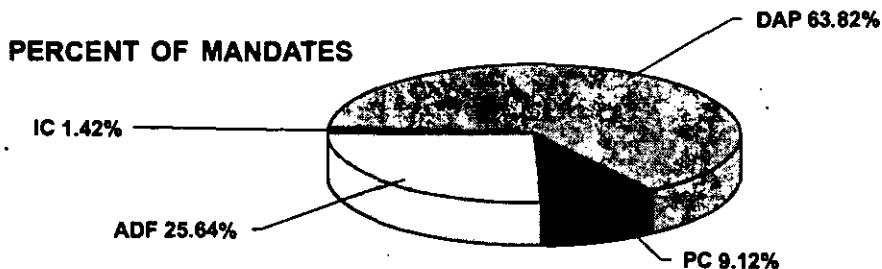
RESULTS OF THE ELECTIONS TO THE DISTRICT COUNCIL

PERCENT OF
MANDATES



No.	Name of party/ socio-political organization/ electoral bloc	Abbreviation	Number of votes	Percent of total	Mandates
1.	Alliance of Democratic Forces	ADF	10457	24.15	9
2.	Party of Communists	PC	7999	18.47	7
3.	Social-Democratic Party	SDP	0	0.00	0
4.	Socialist Party and "Unitate-Edinstvo" Movement	SPUEM	0	0.00	0
5.	Economic Revival Party	ERP	0	0.00	0
6.	National Youth League	NYL	0	0.00	0
7.	Women's Association	WA	0	0.00	0
8.	Democratic Agrarian Party	DAP	24845	57.38	23
9.	Independent Candidates	IC	0	0.00	0

RESULTS OF THE ELECTIONS TO CITY AND VILLAGE COUNCILS



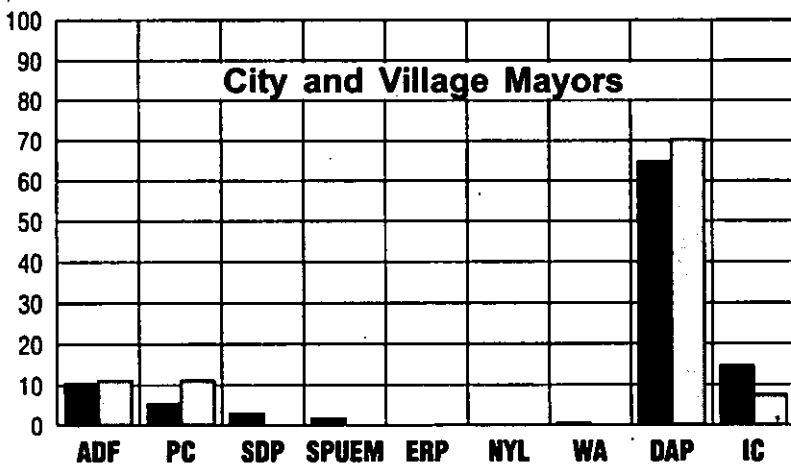
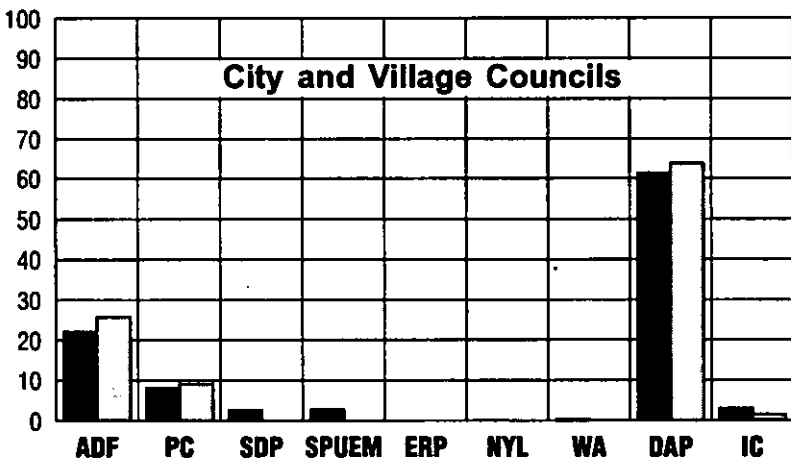
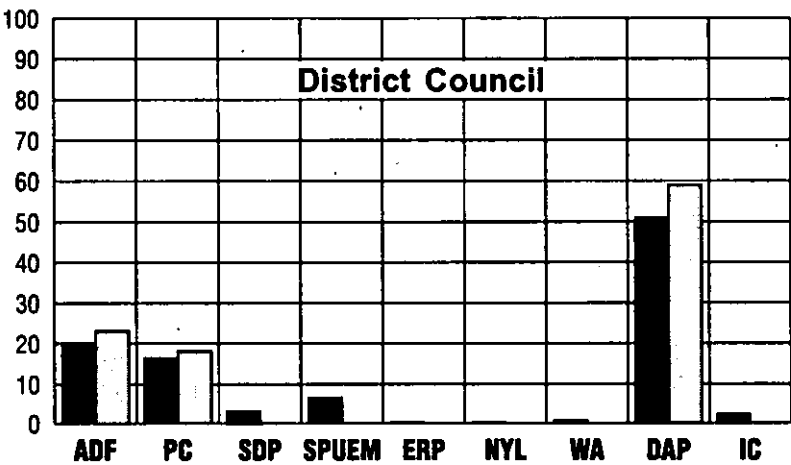
No.	Name of party/ socio-political organization/ electoral bloc	Abbreviation	Number of votes	Percent of total	Mandates
1.	Alliance of Democratic Forces	ADF	10214	24.71	90
2.	Party of Communists	PC	4775	11.55	32
3.	Social-Democratic Party	SDP	0	0.00	0
4.	Socialist Party and "Unitate-Edinstvo" Movement	SPUEM	268	0.65	0
5.	Economic Revival Party	ERP	0	0.00	0
6.	National Youth League	NYL	0	0.00	0
7.	Women's Association	WA	0	0.00	0
8.	Democratic Agrarian Party	DAP	25000	60.49	224
9.	Independent Candidates	IC	1073	2.60	5

RESULTS OF THE ELECTIONS OF CITY AND VILLAGE MAYORS



No.	Name of party/ socio-political organization/ electoral bloc	Abbreviation	Number of votes	Percent of total	Mandates
1.	Alliance of Democratic Forces	ADF	6715	18.54	3
2.	Party of Communists	PC	3786	10.45	3
3.	Social-Democratic Party	SDP	0	0.00	0
4.	Socialist Party and "Unitate-Edinstvo" Movement	SPUEM	0	0.00	0
5.	Economic Revival Party	ERP	0	0.00	0
6.	National Youth League	NYL	0	0.00	0
7.	Women's Association	WA	0	0.00	0
8.	Democratic Agrarian Party	DAP	21320	58.86	19
9.	Independent Candidates	IC	4398	12.14	2

COMPARATIVE RESULTS OF THE ELECTIONS
BY DISTRICT AND ENTIRE REPUBLIC



■ Mandates republic as a whole □ Mandates in given district

VOTES ACCUMULATED AND MANDATES OBTAINED IN LOCALITIES

3

Locality name	CIOLACU NOU	RV	2339	Number of registered voters
		PRV	2014	Number of participating registered voters
		VVC	1725	Number of valid votes cast
Abbreviation	ADF	0	0	
	PC	0	0	
	SPUEM	0	0	
	DAP	1725	13	Mayor
Number of votes	IC	0	0	Councilors
Mandates				

FĂLEȘTI				RV	12632
				PRV	6371
				VVC	5831
ADF	1136	4	■■■■■		
PC	2043	7	■■■■■■■		
SPUEM	268	0			
DAP	2221	8	■■■■■■■■■		
IC	163	0			

BOCANI				RV	904
				PRV	790
				VVC	634
ADF	365	6	■■■■■■■		
PC	0	0			
SPUEM	0	0			
DAP	269	5	■■■■■■■		■
IC	0	0			

ALBINEȚUL VECHI				RV	1889
				PRV	1611
				VVC	1506
ADF	750	6	■■■■■■■		■
PC	269	2	■■■		
SPUEM	0	0			
DAP	487	3	■■■		
IC	0	0			

CIOLACU NOU				RV	2339
				PRV	2014
				VVC	1725
ADF	0	0			
PC	0	0			
SPUEM	0	0			
DAP	1725	13	■■■■■■■■■■■■■■■■■■■■		■
IC	0	0			

CĂLINEȘTI				RV	3891
				PRV	2479
				VVC	1800
ADF	806	7	⚐⚐⚐⚐⚐⚐⚐⚐		⚐
PC	0	0			
SPUEM	0	0			
DAP	994	8	⚐⚐⚐⚐⚐⚐⚐⚐⚐		
IC	0	0			

HILIUȚI				RV	1540
				PRV	1160
				VVC	1112
ADF	194	2	⚐⚐		
PC	0	0			
SPUEM	0	0			
DAP	918	9	⚐⚐⚐⚐⚐⚐⚐⚐⚐⚐		⚐
IC	0	0			

CĂLUGĂR				RV	2061
				PRV	1671
				VVC	1548
ADF	185	1	⚐		
PC	0	0			
SPUEM	0	0			
DAP	1363	12	⚐⚐⚐⚐⚐⚐⚐⚐⚐⚐⚐⚐⚐		⚐
IC	0	0			

HOREȘTI				RV	1129
				PRV	1030
				VVC	901
ADF	372	5	⚐⚐⚐⚐⚐⚐		
PC	0	0			
SPUEM	0	0			
DAP	476	6	⚐⚐⚐⚐⚐⚐⚐		⚐
IC	53	0			

EGOROVCA				RV	1696
				PRV	1509
				VVC	1438
ADF	0	0			
PC	961	7	⚐⚐⚐⚐⚐⚐⚐⚐		⚐
SPUEM	0	0			
DAP	477	4	⚐⚐⚐⚐		
IC	0	0			

ILENUȚA				RV	1167
				PRV	1002
				VVC	558
ADF	0	0			
PC	0	0			⚐
SPUEM	0	0			
DAP	558	11	⚐⚐⚐⚐⚐⚐⚐⚐⚐⚐⚐⚐⚐		
IC	0	0			

FĂLEȘTII NOI				RV	1574
				PRV	1120
				VVC	932
ADF	166	2	⚐⚐		
PC	491	6	⚐⚐⚐⚐⚐⚐⚐		⚐
SPUEM	0	0			
DAP	275	3	⚐⚐⚐		
IC	0	0			

IZVOARE				RV	1541
				PRV	1281
				VVC	1154
ADF	380	3	⚐⚐⚐		
PC	0	0			
SPUEM	0	0			
DAP	774	8	⚐⚐⚐⚐⚐⚐⚐⚐⚐		
IC	0	0			⚐

GLINJENI				RV	2629
				PRV	1970
				VVC	1735
ADF	315	2	⚐⚐		
PC	0	0			
SPUEM	0	0			
DAP	1420	11	⚐⚐⚐⚐⚐⚐⚐⚐⚐⚐⚐⚐⚐		⚐
IC	0	0			

IȘCĂLĂU				RV	3204
				PRV	2767
				VVC	2565
ADF	777	4	⚐⚐⚐⚐		
PC	0	0			
SPUEM	0	0			
DAP	1788	9	⚐⚐⚐⚐⚐⚐⚐⚐⚐⚐		⚐
IC	0	0			

LOGOFTENI			RV	562
			PRV	448
			VVC	339
ADF	0	0		
PC	0	0		
SPUEM	0	0		
DAP	339	9	AAAAAAAAAA	A
IC	0	0		

MUSTEAȚA			RV	1077
			PRV	834
			VVC	694
ADF	313	5	AAAAAA	
PC	0	0		
SPUEM	0	0		
DAP	381	6	AAAAAA	A
IC	0	0		

MĂRĂNDENI			RV	2192
			PRV	1668
			VVC	1443
ADF	440	4	AAAA	
PC	0	0		
SPUEM	0	0		
DAP	1003	9	AAAAAAAAAA	A
IC	0	0		

NATALIEVCA			RV	1676
			PRV	1367
			VVC	1224
ADF	0	0		
PC	586	5	AAAAAA	
SPUEM	0	0		
DAP	638	5	AAAAAA	A
IC	0	1	A	

NĂVÂRNEȚ			RV	1865
			PRV	752
			VVC	0
ADF	0	0		
PC	0	0		
SPUEM	0	0		
DAP	0	0		
IC	0	0		

OBREJA VECHE			RV	2084
			PRV	1809
			VVC	1688
ADF	356	2	AA	
PC	0	0		
SPUEM	0	0		
DAP	1332	11	AAAAAAAAAA	A
IC	0	0		

PIETROSU			RV	785
			PRV	683
			VVC	628
ADF	382	7	AAAAAA	
PC	0	0		
SPUEM	0	0		
DAP	246	4	AAAA	
IC	0	0		A

POMPA			RV	888
			PRV	762
			VVC	682
ADF	0	0		
PC	237	4	AAAA	
SPUEM	0	0		
DAP	445	7	AAAAAA	A
IC	0	0		

PRUTENI			RV	2010
			PRV	1521
			VVC	1184
ADF	485	4	AAAA	
PC	0	0		
SPUEM	0	0		
DAP	699	7	AAAAAA	
IC	0	0		

PÂNZĂRENI			RV	1533
			PRV	1356
			VVC	1266
ADF	340	3	AAA	
PC	0	0		
SPUEM	0	0		
DAP	926	8	AAAAAAAAAA	A
IC	0	0		

PÂRLIȚA				RV	2400
				PRV	1332
				VVC	1087
ADF	579	7	▲▲▲▲▲▲▲▲		
PC	0	0			
SPUEM	0	0			
DAP	508	6	▲▲▲▲▲▲		▲
IC	0	0			

SCUMPIA				RV	2647
				PRV	2108
				VVC	1805
ADF	333	2	▲▲		
PC	188	1	▲		
SPUEM	0	0			
DAP	1284	10	▲▲▲▲▲▲▲▲▲▲		▲
IC	0	0			

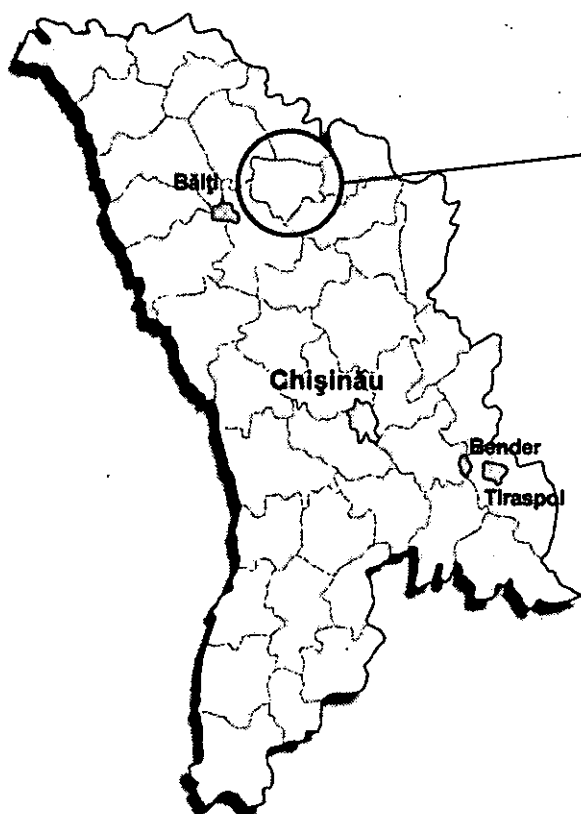
RISIPENI				RV	1619
				PRV	1485
				VVC	1378
ADF	103	0			
PC	0	0			
SPUEM	0	0			
DAP	850	8	▲▲▲▲▲▲▲▲		▲
IC	425	3	▲▲▲		

SĂRATA VECHE				RV	3288
				PRV	2319
				VVC	1689
ADF	440	4	▲▲▲▲		
PC	0	0			
SPUEM	0	0			
DAP	1249	11	▲▲▲▲▲▲▲▲▲▲		▲
IC	0	0			

RĂUȚEL				RV	2610
				PRV	1851
				VVC	1731
ADF	340	3	▲▲▲		
PC	0	0			
SPUEM	0	0			
DAP	959	9	▲▲▲▲▲▲▲▲▲		▲
IC	432	1	▲		

TAXOBENI				RV	1283
				PRV	1180
				VVC	1053
ADF	657	7	▲▲▲▲▲▲▲		▲
PC	0	0			
SPUEM	0	0			
DAP	396	4	▲▲▲▲		
IC	0	0			

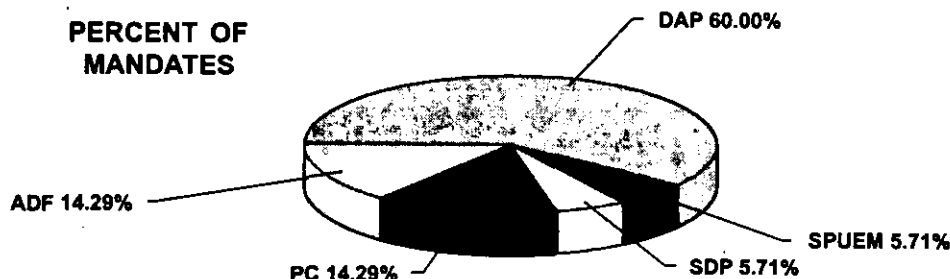
FLOREȘTI DISTRICT



- Surface area, sq.km. 830
- Distance from capital, km 131
- Number of registered voters 53756
- Number of participating registered voters 41292
- Percent of participating registered voters 76.81
- Number of valid votes cast 35459

3

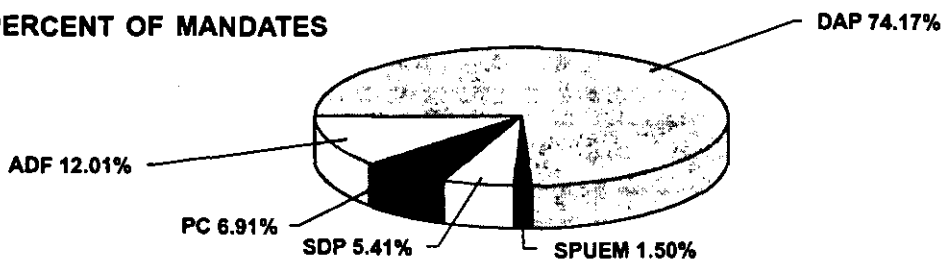
RESULTS OF THE ELECTIONS TO THE DISTRICT COUNCIL



No.	Name of party/ socio-political organization/ electoral bloc	Abbrevia- tion	Number of votes	Percent of total	Man- dates
1.	Alliance of Democratic Forces	ADF	5352	15.09	5
2.	Party of Communists	PC	5419	15.28	5
3.	Social-Democratic Party	SDP	2607	7.35	2
4.	Socialist Party and "Unitate-Edinstvo" Movement	SPUEM	1867	5.27	2
5.	Economic Revival Party	ERP	0	0.00	0
6.	National Youth League	NYL	0	0.00	0
7.	Women's Association	WA	0	0.00	0
8.	Democratic Agrarian Party	DAP	20214	57.01	21
9.	Independent Candidates	IC	0	0.00	0

RESULTS OF THE ELECTIONS TO CITY AND VILLAGE COUNCILS

PERCENT OF MANDATES



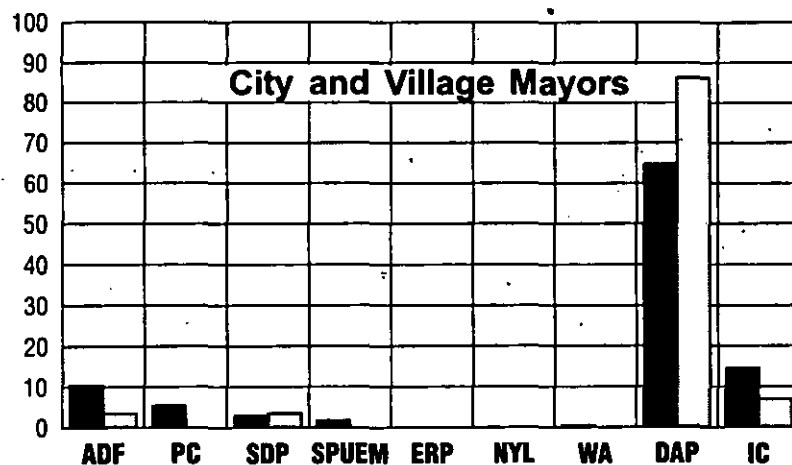
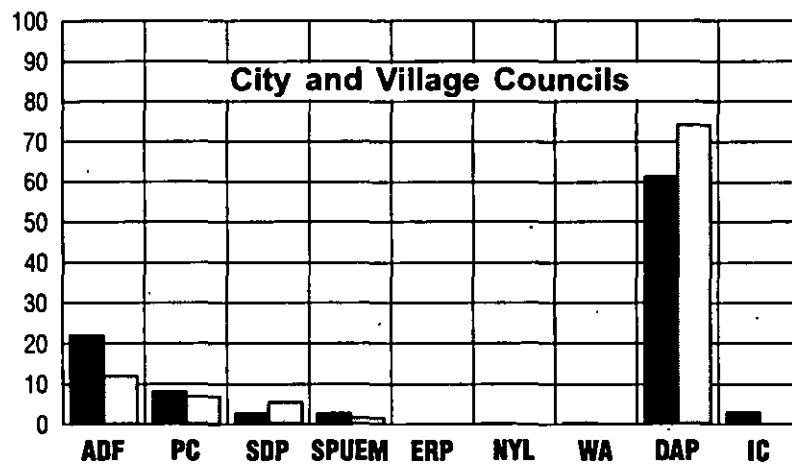
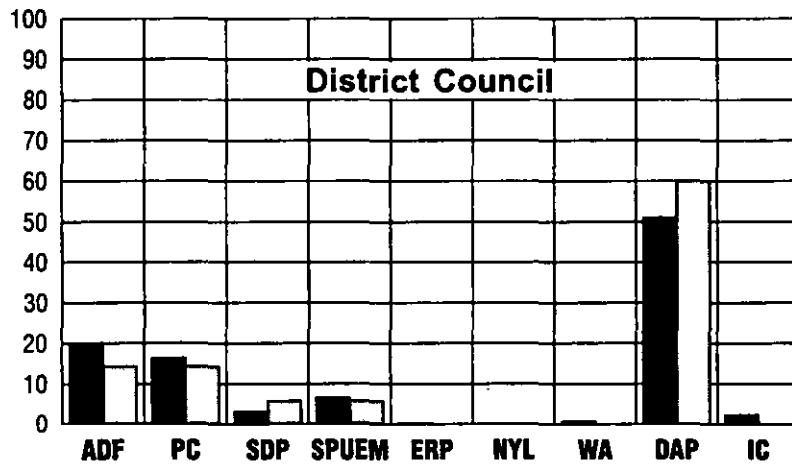
No.	Name of party/ socio-political organization/ electoral bloc	Abbrevia- tion	Number of votes	Percent of total	Man- dates
1.	Alliance of Democratic Forces	ADF	4908	14.13	40
2.	Party of Communists	PC	2848	8.20	23
3.	Social-Democratic Party	SDP	2098	6.04	18
4.	Socialist Party and "Unitate-Edinstvo" Movement	SPUEM	944	2.72	5
5.	Economic Revival Party	ERP	0	0.00	0
6.	National Youth League	NYL	0	0.00	0
7.	Women's Association	WA	0	0.00	0
8.	Democratic Agrarian Party	DAP	23812	68.54	247
9.	Independent Candidates	IC	132	0.38	0

RESULTS OF THE ELECTIONS OF CITY AND VILLAGE MAYORS



No.	Name of party/ socio-political organization/ electoral bloc	Abbrevia- tion	Number of votes	Percent of total	Man- dates
1.	Alliance of Democratic Forces	ADF	2851	8.08	1
2.	Party of Communists	PC	2822	8.00	0
3.	Social-Democratic Party	SDP	1859	5.27	1
4.	Socialist Party and "Unitate-Edinstvo" Movement	SPUEM	0	0.00	0
5.	Economic Revival Party	ERP	0	0.00	0
6.	National Youth League	NYL	0	0.00	0
7.	Women's Association	WA	0	0.00	0
8.	Democratic Agrarian Party	DAP	25704	72.85	25
9.	Independent Candidates	IC	2048	5.80	2

COMPARATIVE RESULTS OF THE ELECTIONS BY DISTRICT AND ENTIRE REPUBLIC



■ Mandates republic
as a whole

□ Mandates in given
district

3

VOTES ACCUMULATED AND MANDATES OBTAINED IN LOCALITIES

Locality name

Number of registered voters

Number of participating registered voters

Number of valid votes cast

Mayor

Councilors

Abbreviation

Number of votes

Mandates

MĂRCULEȘTI			RV	1137
			PRV	860
			VVC	764
ADF	82	1		
PC	98	1		
SDP	41	0		
SPUEM	0	0		
DAP	543	9		
IC	0	0		

FLOREȘTI			RV	11292
			PRV	6205
			VVC	5457
ADF	810	3		
PC	1448	5		
SDP	575	2		
SPUEM	649	2		
DAP	1878	7		
IC	97	0		

MĂRCULEȘTI			RV	1137
			PRV	860
			VVC	764
ADF	82	1		
PC	98	1		
SDP	41	0		
SPUEM	0	0		
DAP	543	9		
IC	0	0		

GHINDEȘTI			RV	1533
			PRV	1268
			VVC	1057
ADF	0	0		
PC	541	6		
SDP	0	0		
SPUEM	0	0		
DAP	516	5		
IC	0	0		

ALEXEEVCA			RV	1279
			PRV	1155
			VVC	1022
ADF	0	0		
PC	343	4		
SDP	53	0		
SPUEM	0	0		
DAP	626	7		
IC	0	0		

BĂHRINEȘTI				RV	1776
				PRV	1398
				VVC	1226
ADF	247	2	AAA		
PC	0	0			
SDP	0	0			
SPUEM	0	0			
DAP	979	9	AAAAAAAAAAAA		A
IC	0	0			

CIUTULEȘTI				RV	2370
				PRV	1826
				VVC	1691
ADF	668	5	AAAAAAA		
PC	0	0			
SDP	0	0			
SPUEM	0	0			
DAP	1023	8	AAAAAAAAAAAA		
IC	0	0			A

CAȘUNCA				RV	1363
				PRV	1110
				VVC	954
ADF	160	2	AAA		
PC	0	0			
SDP	377	4	AAAAA		A
SPUEM	0	0			
DAP	382	5	AAAAAA		
IC	35	0			

COȘERNIȚA				RV	1575
				PRV	1284
				VVC	1198
ADF	0	0			
PC	0	0			
SDP	0	0			
SPUEM	0	0			
DAP	1198	11	AAAAAAAAAAAAAA		A
IC	0	0			

CERNIȚA				RV	942
				PRV	826
				VVC	778
ADF	258	3	AAAA		
PC	0	0			
SDP	0	0			
SPUEM	0	0			
DAP	520	8	AAAAAAAAAAAA		A
IC	0	0			

DOMULGENI				RV	1056
				PRV	730
				VVC	521
ADF	0	0			
PC	0	0			
SDP	0	0			
SPUEM	0	0			
DAP	521	11	AAAAAAAAAAAAAA		A
IC	0	0			

CIRIPCĂU				RV	996
				PRV	920
				VVC	717
ADF	0	0			
PC	0	0			
SDP	0	0			
SPUEM	0	0			
DAP	717	11	AAAAAAAAAAAAAA		A
IC	0	0			

FRUMUȘICA				RV	1394
				PRV	1394
				VVC	1131
ADF	208	2	AAA		
PC	0	0			
SDP	0	0			
SPUEM	0	0			
DAP	923	9	AAAAAAAAAAAA		A
IC	0	0			

3

GHINDEȘTI			RV	2024
			PRV	1718
			VVC	1129
ADF	0	0		
PC	418	7	⚬⚬⚬⚬⚬⚬⚬⚬	
SDP	0	0		
SPUEM	0	0		
DAP	711	4	⚬⚬⚬⚬	⚬
IC	0	0		

IZVOARE			RV	1576
			PRV	1348
			VVC	1244
ADF	755	7	⚬⚬⚬⚬⚬⚬⚬⚬	⚬
PC	0	0		
SDP	0	0		
SPUEM	0	0		
DAP	489	4	⚬⚬⚬⚬	
IC	0	0		

GURA CAMENCII			RV	2617
			PRV	1926
			VVC	1491
ADF	550	5	⚬⚬⚬⚬⚬	
PC	0	0		
SDP	0	0		
SPUEM	0	0		
DAP	941	8	⚬⚬⚬⚬⚬⚬⚬⚬⚬	⚬
IC	0	0		

LUNGA			RV	1524
			PRV	1188
			VVC	1030
ADF	94	1	⚬	
PC	0	0		
SDP	285	3	⚬⚬⚬	
SPUEM	0	0		
DAP	651	7	⚬⚬⚬⚬⚬⚬⚬⚬	⚬
IC	0	0		

GURA CĂINARULUI			RV	1567
			PRV	1131
			VVC	1007
ADF	132	1	⚬	
PC	0	0		
SDP	325	4	⚬⚬⚬⚬	
SPUEM	0	0		
DAP	550	6	⚬⚬⚬⚬⚬⚬	⚬
IC	0	0		

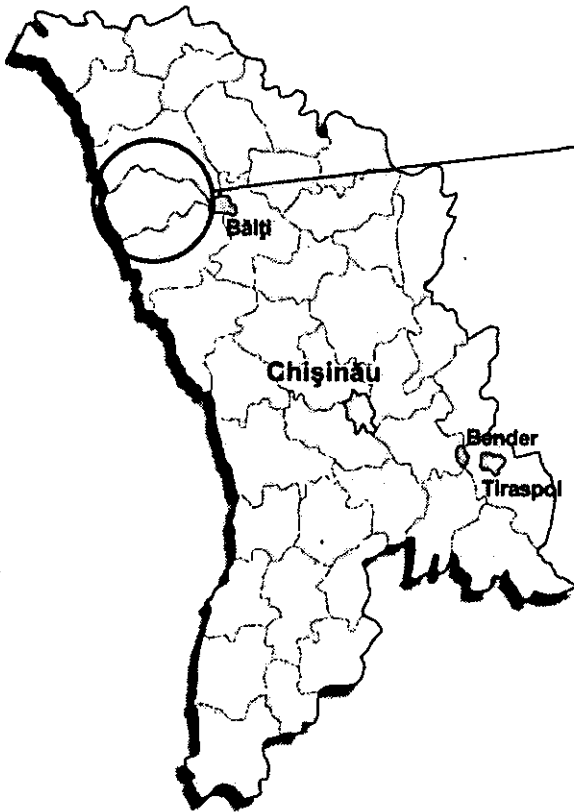
MĂRCULEȘTI			RV	657
			PRV	584
			VVC	315
ADF	0	0		
PC	0	0		
SDP	0	0		
SPUEM	0	0		
DAP	315	11	⚬⚬⚬⚬⚬⚬⚬⚬⚬⚬⚬⚬	⚬
IC	0	0		

ILICIOVCA			RV	1428
			PRV	1306
			VVC	984
ADF	0	0		
PC	0	0		
SDP	0	0		
SPUEM	0	0		
DAP	984	11	⚬⚬⚬⚬⚬⚬⚬⚬⚬⚬⚬⚬	⚬
IC	0	0		

NICOLAEVCA			RV	980
			PRV	860
			VVC	767
ADF	0	0		
PC	0	0		
SDP	0	0		
SPUEM	0	0		
DAP	767	11	⚬⚬⚬⚬⚬⚬⚬⚬⚬⚬⚬⚬	⚬
IC	0	0		

ȘTEFĂNEȘTI			RV	1763
			PRV	1404
			VVC	1283
ADF	0	0		
PC	0	0		
SDP	0	0		
SPUEM	0	0		
DAP	1283	11	oooooooooooooooo	o
IC	0	0		

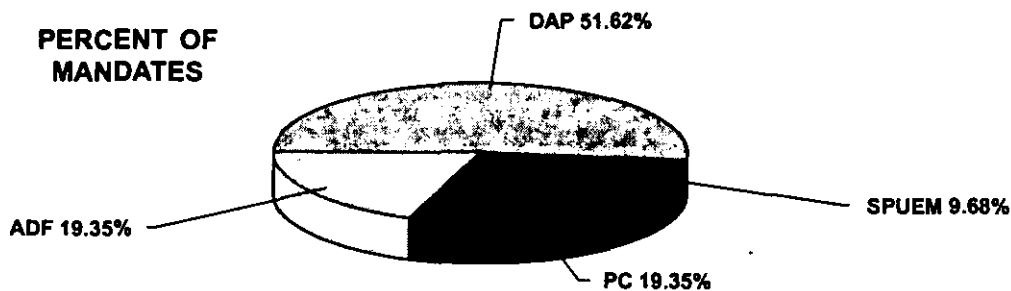
GLODENI DISTRICT



- Surface area, sq.km. 760
- Distance from capital, km 168
- Number of registered voters 46914
- Number of participating registered voters 35493
- Percent of participating registered voters 75.66
- Number of valid votes cast 32114

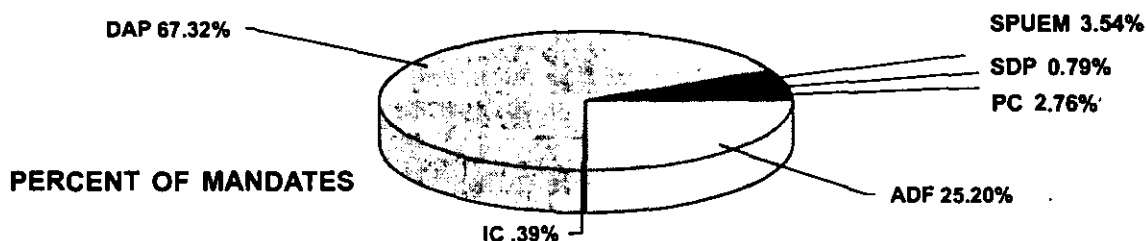
3

RESULTS OF THE ELECTIONS TO THE DISTRICT COUNCIL



No.	Name of party/ socio-political organization/ electoral bloc	Abbreviation	Number of votes	Percent of total	Mandates
1.	Alliance of Democratic Forces	ADF	5700	17.75	6
2.	Party of Communists	PC	6611	20.59	6
3.	Social-Democratic Party	SDP	632	1.97	0
4.	Socialist Party and "Unitate-Edinstvo" Movement	SPUEM	3403	10.60	3
5.	Economic Revival Party	ERP	0	0.00	0
6.	National Youth League	NYL	0	0.00	0
7.	Women's Association	WA	0	0.00	0
8.	Democratic Agrarian Party	DAP	15297	47.63	16
9.	Independent Candidates	IC	471	1.47	0

RESULTS OF THE ELECTIONS TO CITY AND VILLAGE COUNCILS



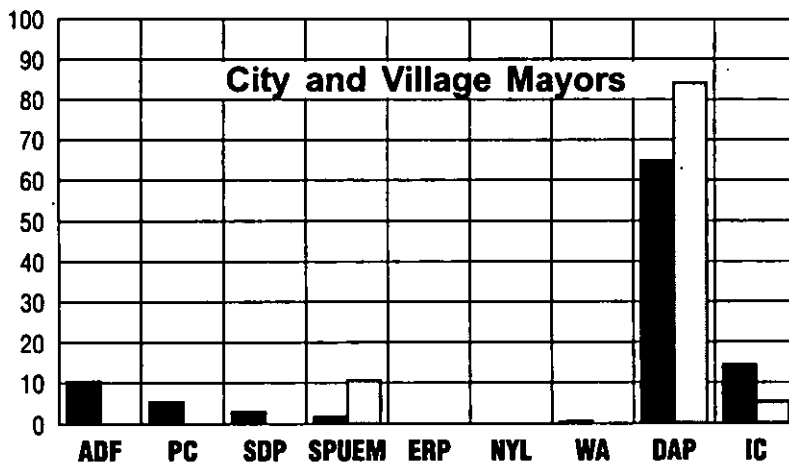
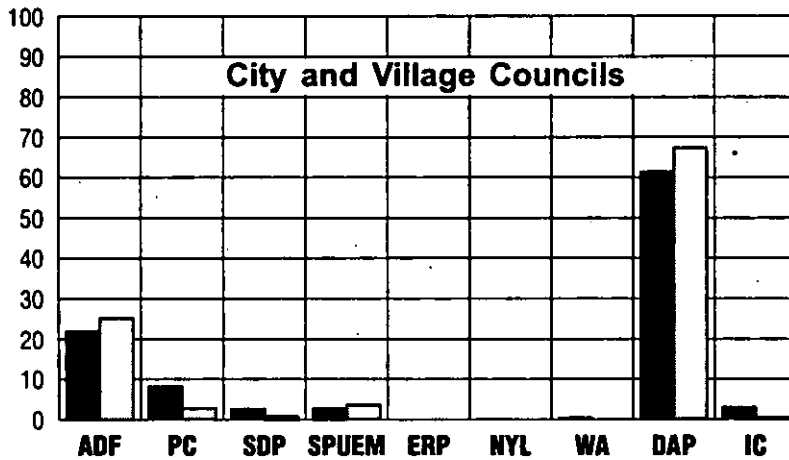
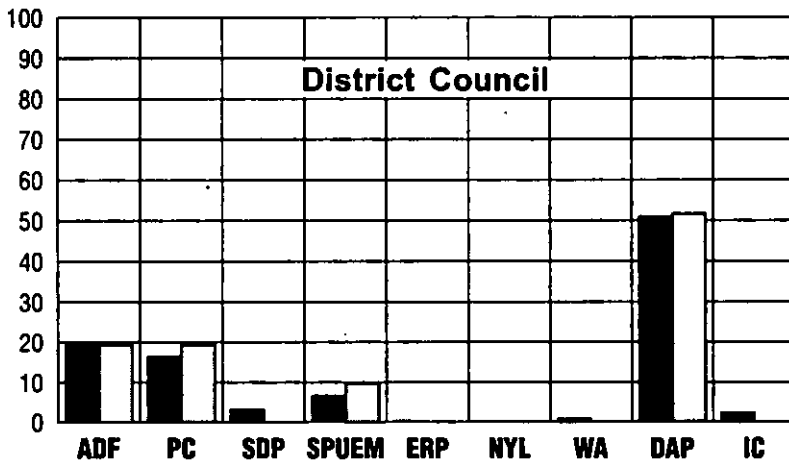
No.	Name of party/ socio-political organization/ electoral bloc	Abbrevia- tion	Number of votes	Percent of total	Man- dates
1.	Alliance of Democratic Forces	ADF	7198	23.39	64
2.	Party of Communists	PC	2294	7.45	7
3.	Social-Democratic Party	SDP	482	1.57	2
4.	Socialist Party and "Unitate-Edinstvo" Movement	SPUEM	2078	6.75	9
5.	Economic Revival Party	ERP	0	0.00	0
6.	National Youth League	NYL	0	0.00	0
7.	Women's Association	WA	0	0.00	0
8.	Democratic Agrarian Party	DAP	18514	60.16	171
9.	Independent Candidates	IC	207	0.67	1

RESULTS OF THE ELECTIONS OF CITY AND VILLAGE MAYORS



No.	Name of party/ socio-political organization/ electoral bloc	Abbrevia- tion	Number of votes	Percent of total	Man- dates
1.	Alliance of Democratic Forces	ADF	4538	14.81	0
2.	Party of Communists	PC	0	0.00	0
3.	Social-Democratic Party	SDP	0	0.00	0
4.	Socialist Party and "Unitate-Edinstvo" Movement	SPUEM	5529	18.05	2
5.	Economic Revival Party	ERP	0	0.00	0
6.	National Youth League	NYL	0	0.00	0
7.	Women's Association	WA	0	0.00	0
8.	Democratic Agrarian Party	DAP	19295	62.98	16
9.	Independent Candidates	IC	1276	4.16	1

COMPARATIVE RESULTS OF THE ELECTIONS BY DISTRICT AND ENTIRE REPUBLIC



■ Mandates republic
as a whole

□ Mandates in given
district

VOTES ACCUMULATED AND MANDATES OBTAINED IN LOCALITIES

Locality name

Number of registered voters

Number of participating registered voters

Number of valid votes cast

Mayor

Councilors

Abbreviation

Number of votes

Mandates

CAJBA				RV	1297
				PRV	1056
				VVC	947
ADF	334	4	⚐⚐⚐⚐⚐		
PC	0	0			
SDP	0	0			
SPUEM	0	0			
DAP	613	7	⚐⚐⚐⚐⚐⚐⚐⚐	⚐	
IC	0	0			

GLODENI				RV	8976
				PRV	5794
				VVC	5338
ADF	523	2	⚐⚐		
PC	2294	7	⚐⚐⚐⚐⚐⚐⚐		
SDP	159	0			
SPUEM	1662	7	⚐⚐⚐⚐⚐⚐⚐	⚐	
DAP	700	3	⚐⚐⚐		
IC	0	0			

CAJBA				RV	1297
				PRV	1056
				VVC	947
ADF	334	4	⚐⚐⚐⚐⚐		
PC	0	0			
SDP	0	0			
SPUEM	0	0			
DAP	613	7	⚐⚐⚐⚐⚐⚐⚐⚐	⚐	
IC	0	0			

BALATINA				RV	4213
				PRV	3069
				VVC	2535
ADF	776	5	⚐⚐⚐⚐⚐		
PC	0	0			
SDP	0	0			
SPUEM	0	0			
DAP	1759	12	⚐⚐⚐⚐⚐⚐⚐⚐⚐⚐⚐⚐⚐	⚐	
IC	0	0			

CAMENCA				RV	1771
				PRV	1534
				VVC	1170
ADF	498	5	⚐⚐⚐⚐⚐		
PC	0	0			
SDP	0	0			
SPUEM	0	0			
DAP	672	6	⚐⚐⚐⚐⚐⚐	⚐	
IC	0	0			

CIUCIULEA				RV	2634
				PRV	2056
				VVC	1871
ADF	662	5	⚐⚐⚐⚐⚐⚐		
PC	0	0			
SDP	154	1	⚐		
SPUEM	0	0			
DAP	1055	7	⚐⚐⚐⚐⚐⚐⚐		
IC	0	0			

DUȘMANI				RV	1343
				PRV	982
				VVC	718
ADF	159	2	⚐⚐		
PC	0	0			
SDP	72	1	⚐		
SPUEM	0	0			
DAP	395	7	⚐⚐⚐⚐⚐⚐⚐		⚐
IC	92	1	⚐		

COBANI				RV	1974
				PRV	1795
				VVC	1566
ADF	486	4	⚐⚐⚐⚐		
PC	0	0			
SDP	0	0			
SPUEM	0	0			
DAP	1080	9	⚐⚐⚐⚐⚐⚐⚐⚐⚐		
IC	0	0			⚐





FUNDURII NOI				RV	780
				PRV	669
				VVC	655
ADF	0	0			
PC	0	0			
SDP	0	0			
SPUEM	0	0			
DAP	655	11	⚐⚐⚐⚐⚐⚐⚐⚐⚐⚐⚐⚐		⚐
IC	0	0			

CUHNEȘTI				RV	2376
				PRV	1743
				VVC	1484
ADF	674	6	⚐⚐⚐⚐⚐⚐		
PC	0	0			
SDP	0	0			
SPUEM	0	0			
DAP	810	7	⚐⚐⚐⚐⚐⚐⚐		⚐
IC	0	0			

FUNDURII VECHI				RV	2161
				PRV	1205
				VVC	1080
ADF	453	5	⚐⚐⚐⚐⚐		
PC	0	0			
SDP	0	0			
SPUEM	0	0			
DAP	627	8	⚐⚐⚐⚐⚐⚐⚐⚐		⚐
IC	0	0			





DANU				RV	2810
				PRV	2208
				VVC	2073
ADF	0	0			
PC	0	0			
SDP	59	0			
SPUEM	199	1	⚐		
DAP	1700	12	⚐⚐⚐⚐⚐⚐⚐⚐⚐⚐⚐⚐		⚐
IC	115	0			

HÂJDENI				RV	2890
				PRV	1899
				VVC	1749
ADF	580	4	⚐⚐⚐⚐		
PC	0	0			
SDP	0	0			
SPUEM	0	0			
DAP	1169	9	⚐⚐⚐⚐⚐⚐⚐⚐⚐		⚐
IC	0	0			

IABLOANA				RV	2407
				PRV	2067
				VVC	1900
ADF	211	1			
PC	0	0			
SDP	38	0			
SPUEM	217	1			
DAP	1434	11			
IC	0	0			

SADOVOIE				RV	890
				PRV	619
				VVC	459
ADF	0	0			
PC	0	0			
SDP	0	0			
SPUEM	0	0			
DAP	459	11			
IC	0	0			

LIMBENII NOI				RV	1033
				PRV	747
				VVC	657
ADF	303	5	000000		
PC	0	0			
SDP	0	0			
SPUEM	0	0			
DAP	354	6	000000		0
IC	0	0			

STURZEȘTI				RV	3889
				PRV	3067
				VVC	2726
ADF	315	1			
PC	0	0			
SDP	0	0			
SPUEM	0	0			
DAP	2411	14			
IC	0	0			

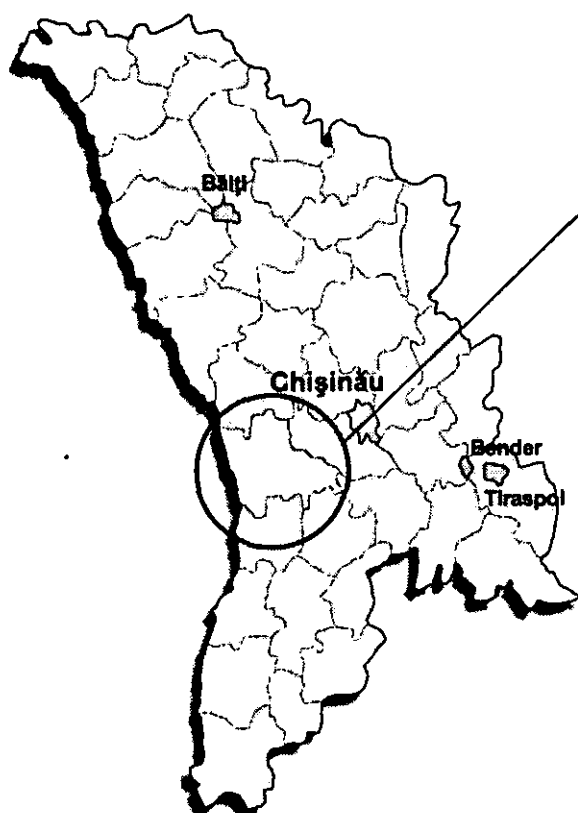
LIMBENII VECHI				RV	1241
				PRV	925
				VVC	783
ADF	340	5	000000		
PC	0	0			
SDP	0	0			
SPUEM	0	0			0
DAP	443	6	000000		
IC	0	0			

USTIA				RV	1418
				PRV	1082
				VVC	972
ADF	377	5	UUUUUU		
PC	0	0			
SDP	0	0			
SPUEM	0	0			
DAP	595	8	UUUUUUUUUU		U
IC	0	0			

PETRONEA				RV	1406
				PRV	1291
				VVC	1156
ADF	172	1			
PC	0	0			
SDP	0	0			
SPUEM	0	0			
DAP	984	10			
IC	0	0			

VIIȘOARA				RV	1406
				PRV	1060
				VVC	934
ADF	335	4	♂♂♂♂		
PC	0	0			
SDP	0	0			
SPUEM	0	0			
DAP	599	7	♂♂♂♂♂♂♂♂		♂
IC	0	0			

HÂNCEȘTI DISTRICT

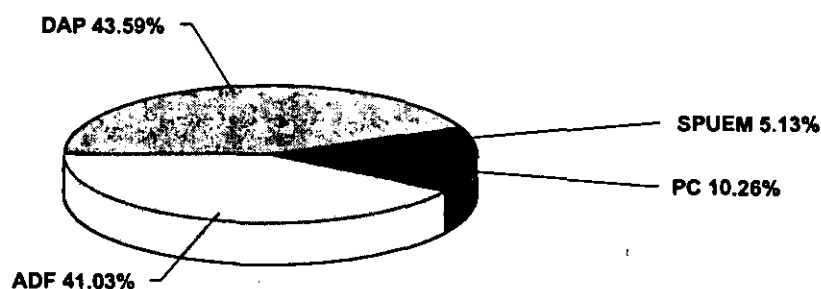


- Surface area, sq.km. 1350
- Distance from capital, km 36
- Number of registered voters ... 73849
- Number of participating registered voters 49449
- Percent of participating registered voters 66.96
- Number of valid votes cast 43319

3

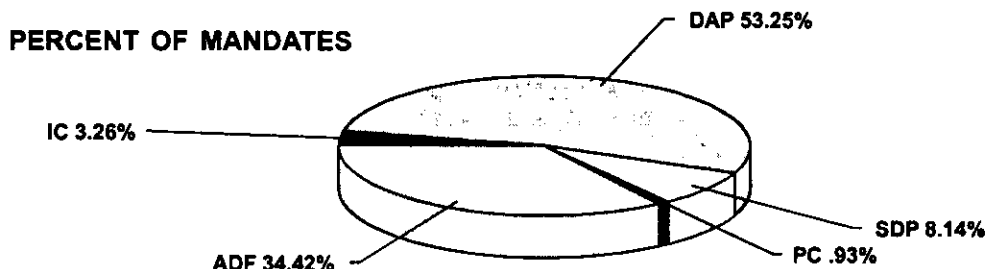
RESULTS OF THE ELECTIONS TO THE DISTRICT COUNCIL

PERCENT OF
MANDATES



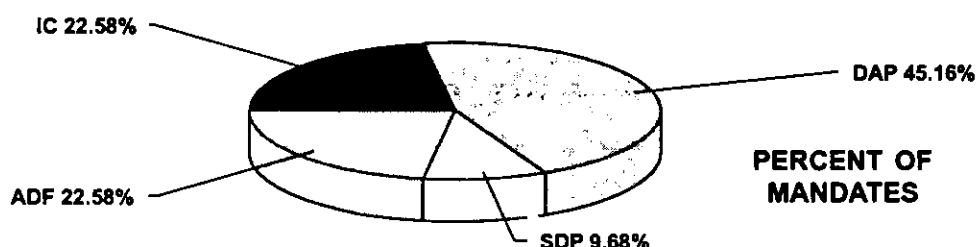
No.	Name of party/ socio-political organization/ electoral bloc	Abbreviation	Number of votes	Percent of total	Mandates
1.	Alliance of Democratic Forces	ADF	17376	40.11	16
2.	Party of Communists	PC	4341	10.02	4
3.	Social-Democratic Party	SDP	0	0.00	0
4.	Socialist Party and "Unitate-Edinstvo" Movement	SPUEM	2926	6.75	2
5.	Economic Revival Party	ERP	0	0.00	0
6.	National Youth League	NYL	0	0.00	0
7.	Women's Association	WA	0	0.00	0
8.	Democratic Agrarian Party	DAP	18676	43.11	17
9.	Independent Candidates	IC	0	0.00	0

RESULTS OF THE ELECTIONS TO CITY AND VILLAGE COUNCILS



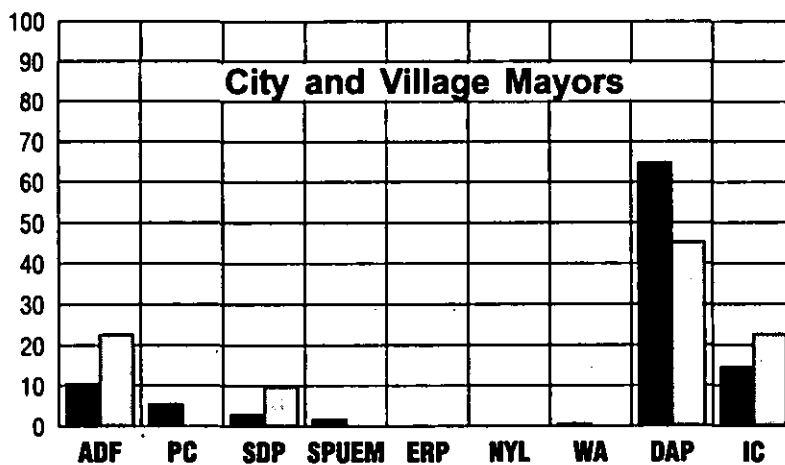
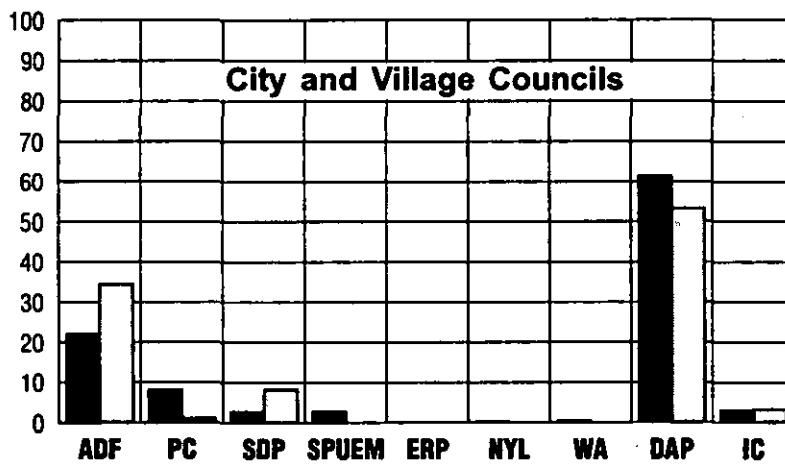
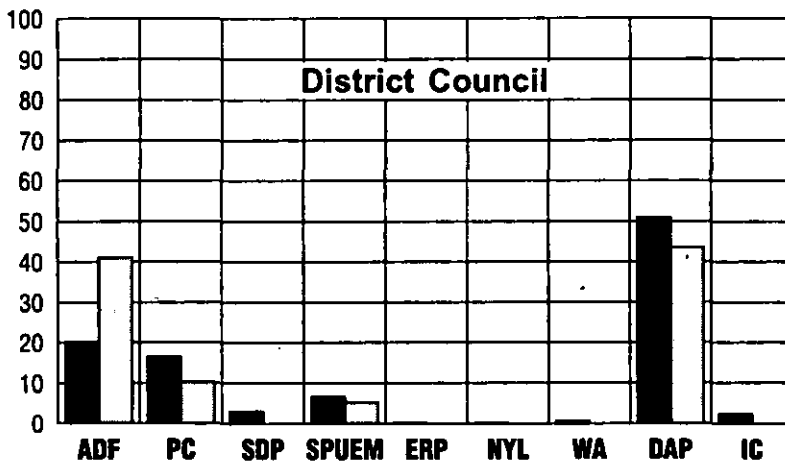
No.	Name of party/ socio-political organization/ electoral bloc	Abbrevia- tion	Number of votes	Percent of total	Man- dates
1.	Alliance of Democratic Forces	ADF	15424	37.70	148
2.	Party of Communists	PC	986	2.41	4
3.	Social-Democratic Party	SDP	2819	6.89	35
4.	Socialist Party and "Unitate-Edinstvo" Movement	SPUEM	0	0.00	0
5.	Economic Revival Party	ERP	0	0.00	0
6.	National Youth League	NYL	0	0.00	0
7.	Women's Association	WA	0	0.00	0
8.	Democratic Agrarian Party	DAP	18156	44.38	229
9.	Independent Candidates	IC	3528	8.62	14

RESULTS OF THE ELECTIONS OF CITY AND VILLAGE MAYORS



No.	Name of party/ socio-political organization/ electoral bloc	Abbrevia- tion	Number of votes	Percent of total	Man- dates
1.	Alliance of Democratic Forces	ADF	14072	34.49	7
2.	Party of Communists	PC	574	1.41	0
3.	Social-Democratic Party	SDP	2869	7.03	3
4.	Socialist Party and "Unitate-Edinstvo" Movement	SPUEM	0	0.00	0
5.	Economic Revival Party	ERP	0	0.00	0
6.	National Youth League	NYL	0	0.00	0
7.	Women's Association	WA	0	0.00	0
8.	Democratic Agrarian Party	DAP	14634	35.87	14
9.	Independent Candidates	IC	8654	21.21	7

COMPARATIVE RESULTS OF THE ELECTIONS BY DISTRICT AND ENTIRE REPUBLIC



■ Mandates republic
as a whole

□ Mandates in given
district

VOTES ACCUMULATED AND MANDATES OBTAINED IN LOCALITIES

3

Locality name	BOZIENI	RV	1879	Number of registered voters
		PRV	1431	Number of participating registered voters
		VVC	1127	Number of valid votes cast
Abbreviation	ADF	492	5	Mayor
Number of votes	PC	0	0	Councilors
Mandates	SDP	0	0	
	DAP	635	6	
	IC	0	0	

HÂNCEȘTI			RV	10705
			PRV	3063
			VVC	2857
ADF	1636	0		
PC	450	0		
SDP	0	0		
DAP	715	0		
IC	56	0		

BOGHICENI			RV	1819
			PRV	1211
			VVC	1107
ADF	105	1		
PC	0	0		
SDP	0	0		
DAP	477	9		
IC	525	3		

BOBEICA			RV	2204
			PRV	1608
			VVC	1330
ADF	916	9		
PC	0	0		
SDP	0	0		
DAP	414	4		
IC	0	0		

BOZIENI			RV	1879
			PRV	1431
			VVC	1127
ADF	492	5		
PC	0	0		
SDP	0	0		
DAP	635	6		
IC	0	0		

BUJOR			RV	2471
			PRV	1635
			VVC	1474
ADF	922	8	▲▲▲▲▲▲▲▲	
PC	0	0		
SDP	0	0		
DAP	552	5	▲▲▲▲▲	
IC	0	0		▲

COTUL MORII			RV	1063
			PRV	936
			VVC	908
ADF	0	0		
PC	0	0		
SDP	0	0		
DAP	908	11	▲▲▲▲▲▲▲▲▲▲▲	▲
IC	0	0		

BUȚENI			RV	2413
			PRV	1522
			VVC	1351
ADF	144	1	▲	
PC	0	0		
SDP	1132	12	▲▲▲▲▲▲▲▲▲▲▲▲	▲
DAP	75	0		
IC	0	0		

CRASNO-ARMEISCOIE			RV	3088
			PRV	2339
			VVC	2236
ADF	73	0		
PC	167	1	▲	
SDP	0	0		
DAP	1996	14	▲▲▲▲▲▲▲▲▲▲▲▲▲▲▲	▲
IC	0	0		

BĂLCEANA			RV	1059
			PRV	931
			VVC	793
ADF	282	4	▲▲▲▲	
PC	0	0		
SDP	0	0		
DAP	511	7	▲▲▲▲▲▲▲	
IC	0	0		▲

CĂLMĂȚUI			RV	942
			PRV	725
			VVC	612
ADF	208	4	▲▲▲▲	
PC	0	0		
SDP	0	0		
DAP	404	7	▲▲▲▲▲▲▲	
IC	0	0		▲

CARACUI			RV	1558
			PRV	819
			VVC	669
ADF	164	4	▲▲▲▲	
PC	0	0		
SDP	0	0		
DAP	211	6	▲▲▲▲▲▲	
IC	294	1	▲	

CĂRPINEANCA			RV	296
			PRV	275
			VVC	193
ADF	0	0		
PC	0	0		
SDP	0	0		
DAP	193	9	▲▲▲▲▲▲▲▲▲	▲
IC	0	0		

CIOARA			RV	1421
			PRV	1004
			VVC	863
ADF	431	5	▲▲▲▲▲	
PC	0	0		
SDP	0	0		
DAP	432	6	▲▲▲▲▲▲	
IC	0	0		

CĂRPINENI			RV	6915
			PRV	4901
			VVC	4303
ADF	1704	8	▲▲▲▲▲▲▲▲	
PC	0	0		
SDP	0	0		
DAP	1992	10	▲▲▲▲▲▲▲▲▲▲	
IC	607	1	▲	▲

DANCU				RV	1012
				PRV	736
				VVC	669
ADF	133	2	⚐⚐		
PC	0	0			
SDP	0	0			
DAP	338	7	⚐⚐⚐⚐⚐⚐⚐		⚐
IC	198	2	⚐⚐		

LOGĂNEȘTI				RV	2767
				PRV	1853
				VVC	1706
ADF	1482	12	⚐⚐⚐⚐⚐⚐⚐⚐⚐⚐⚐⚐⚐⚐⚐		⚐
PC	0	0			
SDP	0	0			
DAP	224	1	⚐		
IC	0	0			

FUNDUL GALBENI				RV	1532
				PRV	1270
				VVC	1150
ADF	932	9	⚐⚐⚐⚐⚐⚐⚐⚐⚐⚐⚐		⚐
PC	0	0			
SDP	0	0			
DAP	218	2	⚐⚐		
IC	0	0			

LĂPUȘNA				RV	4542
				PRV	2276
				VVC	1766
ADF	399	6	⚐⚐⚐⚐⚐⚐⚐		
PC	0	0			
SDP	0	0			
DAP	504	8	⚐⚐⚐⚐⚐⚐⚐⚐⚐		⚐
IC	863	3	⚐⚐⚐		

FÂRLĂDENI				RV	572
				PRV	443
				VVC	313
ADF	146	5	⚐⚐⚐⚐⚐⚐		
PC	0	0			
SDP	0	0			
DAP	167	6	⚐⚐⚐⚐⚐⚐⚐		⚐
IC	0	0			

MEREȘENI				RV	1733
				PRV	1099
				VVC	890
ADF	386	5	⚐⚐⚐⚐⚐⚐		
PC	0	0			
SDP	0	0			
DAP	504	6	⚐⚐⚐⚐⚐⚐⚐		
IC	0	0			⚐

IVANOVCA				RV	1028
				PRV	924
				VVC	831
ADF	269	3	⚐⚐⚐		
PC	0	0			
SDP	0	0			
DAP	562	8	⚐⚐⚐⚐⚐⚐⚐⚐⚐		⚐
IC	0	0			

MINGIR				RV	3403
				PRV	2163
				VVC	1793
ADF	427	3	⚐⚐⚐		
PC	369	3	⚐⚐⚐		
SDP	0	0			
DAP	997	9	⚐⚐⚐⚐⚐⚐⚐⚐⚐⚐		⚐
IC	0	0			

LEUȘENI				RV	1539
				PRV	987
				VVC	771
ADF	313	4	⚐⚐⚐⚐		⚐
PC	0	0			
SDP	0	0			
DAP	458	7	⚐⚐⚐⚐⚐⚐⚐⚐		
IC	0	0			

MIREȘTI				RV	806
				PRV	705
				VVC	651
ADF	0	0			
PC	0	0			
SDP	0	0			
DAP	125	9	⚐⚐⚐⚐⚐⚐⚐⚐⚐⚐		
IC	526	2	⚐⚐		⚐

NEAGRA				RV	1167
				PRV	778
				VVC	673
ADF	145	2	⚐⚐		
PC	0	0			
SDP	0	0			
DAP	439	8	⚐⚐⚐⚐⚐⚐⚐⚐⚐		⚐
IC	89	1	⚐		

PERVOMAISSCOIE				RV	521
				PRV	428
				VVC	367
ADF	132	3	⚐⚐⚐		
PC	0	0			
SDP	0	0			
DAP	235	6	⚐⚐⚐⚐⚐⚐		⚐
IC	0	0			

NEMŢENI				RV	1370
				PRV	1160
				VVC	1091
ADF	644	7	⚐⚐⚐⚐⚐⚐⚐⚐		⚐
PC	0	0			
SDP	0	0			
DAP	447	4	⚐⚐⚐⚐		
IC	0	0			

POGĂNEŞTI				RV	937
				PRV	734
				VVC	690
ADF	104	1	⚐		
PC	0	0			
SDP	478	8	⚐⚐⚐⚐⚐⚐⚐⚐		⚐
DAP	108	2	⚐⚐		
IC	0	0			

OBILENI				RV	829
				PRV	626
				VVC	527
ADF	103	2	⚐⚐		
PC	0	0			
SDP	424	9	⚐⚐⚐⚐⚐⚐⚐⚐⚐		⚐
DAP	0	0			
IC	0	0			

SECĂRENI				RV	967
				PRV	757
				VVC	623
ADF	236	4	⚐⚐⚐⚐		
PC	0	0			
SDP	0	0			
DAP	387	7	⚐⚐⚐⚐⚐⚐⚐		⚐
IC	0	0			

ONEŞTI				RV	993
				PRV	756
				VVC	647
ADF	308	5	⚐⚐⚐⚐⚐		⚐
PC	0	0			
SDP	0	0			
DAP	339	6	⚐⚐⚐⚐⚐⚐		
IC	0	0			

SOFIA				RV	814
				PRV	652
				VVC	590
ADF	239	4	⚐⚐⚐⚐		
PC	0	0			
SDP	0	0			
DAP	351	7	⚐⚐⚐⚐⚐⚐⚐		
IC	0	0			⚐

PAŞCANI				RV	1858
				PRV	1485
				VVC	1301
ADF	211	1	⚐		
PC	0	0			
SDP	220	2	⚐⚐		
DAP	870	8	⚐⚐⚐⚐⚐⚐⚐⚐		⚐
IC	0	0			

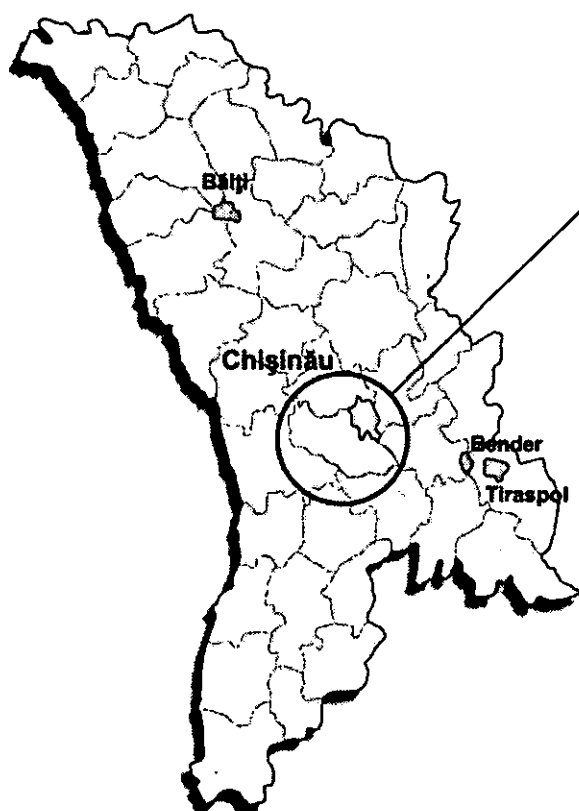
STOLNICENI				RV	1557
				PRV	989
				VVC	880
ADF	444	7	⚐⚐⚐⚐⚐⚐⚐		
PC	0	0			
SDP	0	0			
DAP	436	6	⚐⚐⚐⚐⚐⚐		
IC	0	0			

SĂRATA-GALBENĂ				RV	3460
				PRV	2546
				VVC	2201
ADF	995	8	▲▲▲▲▲▲▲▲		
PC	0	0			
SDP	565	4	▲▲▲▲		
DAP	271	2	▲▲		
IC	370	1	▲		

ȘI POTENI				RV	555
				PRV	501
				VVC	459
ADF	299	6	▲▲▲▲▲▲		▲
PC	0	0			
SDP	0	0			
DAP	160	3	▲▲▲		
IC	0	0			

VOINESCU				RV	1676
				PRV	985
				VVC	501
ADF	0	0			
PC	0	0			
SDP	0	0			
DAP	501	13	▲▲▲▲▲▲▲▲▲▲▲▲▲▲		▲
IC	0	0			

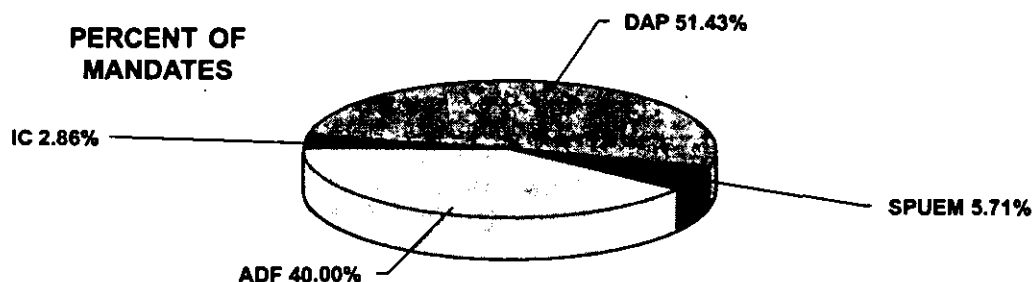
IALOVENI DISTRICT



- Surface area, sq.km. 660
- Distance from capital, km 13
- Number of registered voters 55797
- Number of participating registered voters 30754
- Percent of participating registered voters 55.12
- Number of valid votes cast 25813

3

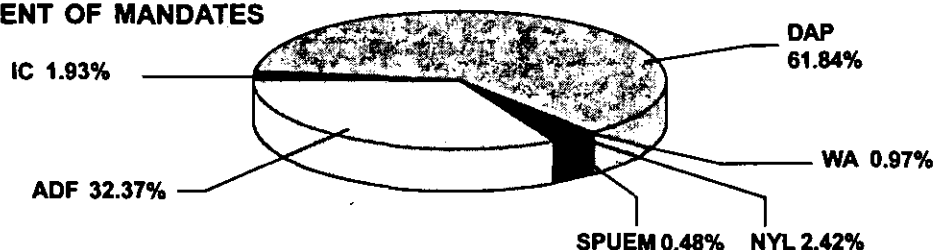
RESULTS OF THE ELECTIONS TO THE DISTRICT COUNCIL



No.	Name of party/ socio-political organization/ electoral bloc	Abbreviation	Number of votes	Percent of total	Mandates
1.	Alliance of Democratic Forces	ADF	9474	36.70	14
2.	Party of Communists	PC	0	0.00	0
3.	Social-Democratic Party	SDP	0	0.00	0
4.	Socialist Party and "Unitate-Edinstvo" Movement	SPUEM	1820	7.05	2
5.	Economic Revival Party	ERP	0	0.00	0
6.	National Youth League	NYL	0	0.00	0
7.	Women's Association	WA	0	0.00	0
8.	Democratic Agrarian Party	DAP	12480	48.35	18
9.	Independent Candidates	IC	2039	7.90	1

RESULTS OF THE ELECTIONS TO CITY AND VILLAGE COUNCILS

PERCENT OF MANDATES



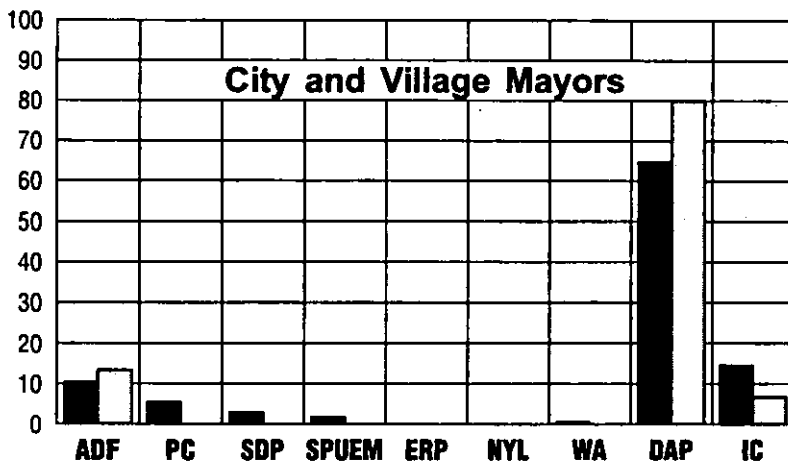
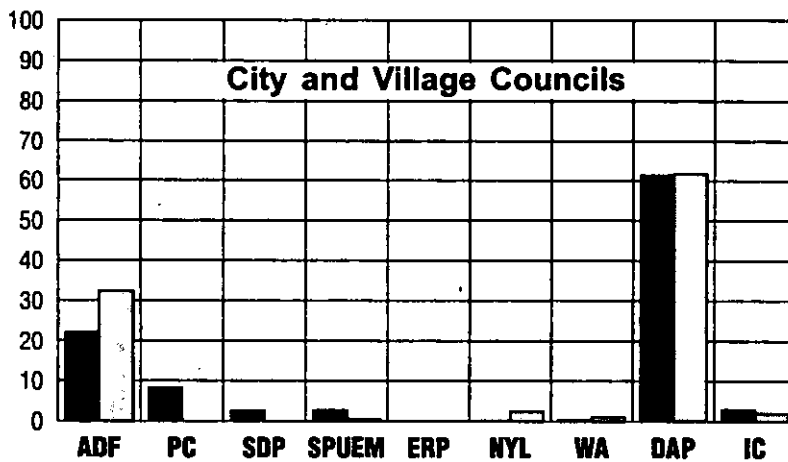
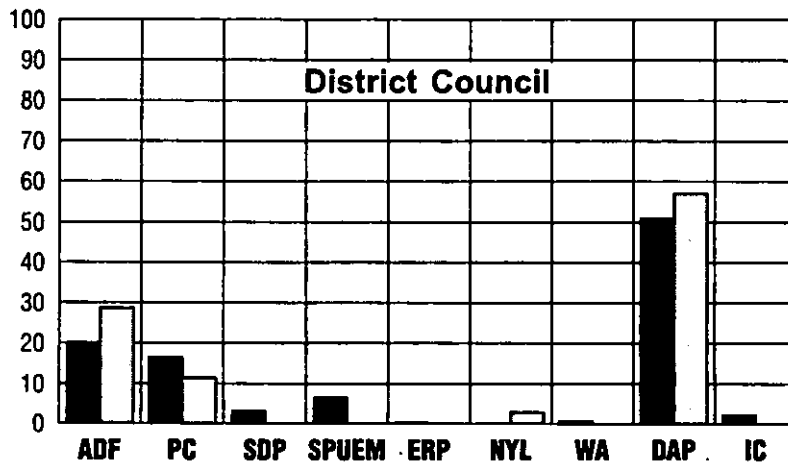
No.	Name of party/ socio-political organization/ electoral bloc	Abbrevia- tion	Number of votes	Percent of total	Man- dates
1.	Alliance of Democratic Forces	ADF	8365	38.25	67
2.	Party of Communists	PC	0	0.00	0
3.	Social-Democratic Party	SDP	70	0.32	0
4.	Socialist Party and "Unitate-Edinstvo" Movement	SPUEM	252	1.15	1
5.	Economic Revival Party	ERP	2	0.01	0
6.	National Youth League	NYL	349	1.60	5
7.	Women's Association	WA	139	0.64	2
8.	Democratic Agrarian Party	DAP	10866	49.68	128
9.	Independent Candidates	IC	1828	8.36	4

RESULTS OF THE ELECTIONS OF CITY AND VILLAGE MAYORS



No.	Name of party/ socio-political organization/ electoral bloc	Abbrevia- tion	Number of votes	Percent of total	Man- dates
1.	Alliance of Democratic Forces	ADF	6744	32.13	2
2.	Party of Communists	PC	0	0.00	0
3.	Social-Democratic Party	SDP	163	0.78	0
4.	Socialist Party and "Unitate-Edinstvo" Movement	SPUEM	80	0.38	0
5.	Economic Revival Party	ERP	0	0.00	0
6.	National Youth League	NYL	409	1.95	0
7.	Women's Association	WA	67	0.32	0
8.	Democratic Agrarian Party	DAP	11079	52.78	12
9.	Independent Candidates	IC	2447	11.66	1

COMPARATIVE RESULTS OF THE ELECTIONS BY DISTRICT AND ENTIRE REPUBLIC



■ Mandates republic
as a whole

□ Mandates in given
district

VOTES ACCUMULATED AND MANDATES OBTAINED IN LOCALITIES

Locality name

Number of registered voters

Number of participating registered voters

Number of valid votes cast

Mayor

Councilors

Abbreviation

Number of votes

Mandates

BRĂILA			RV	596
			PRV	328
			VVC	313
ADF	0	0		
SDP	0	0		
SPUEM	0	0		
ERP	0	0		
NYL	0	0		
WA	0	0		
DAP	313	9	▲▲▲▲▲▲▲▲▲▲	▲
IC	0	0		

IALOVENI			RV	8251
			PRV	2069
			VVC	1833
ADF	356	0	▲▲▲	▲
SDP	68	0		
SPUEM	138	0		
ERP	0	0		
NYL	0	0		
WA	0	0		
DAP	203	0		
IC	1068	0		

BRĂILA			RV	596
			PRV	328
			VVC	313
ADF	0	0		
SDP	0	0		
SPUEM	0	0		
ERP	0	0		
NYL	0	0		
WA	0	0		
DAP	313	9	▲▲▲▲▲▲▲▲▲▲	▲
IC	0	0		

BARDAR			RV	3013
			PRV	561
			VVC	491
ADF	380	0		
SDP	0	0		
SPUEM	0	0		
ERP	0	0		
NYL	0	0		
WA	0	0		
DAP	111	0		
IC	0	0		

BĂCIOI			RV	6223
			PRV	538
			VVC	489
ADF	221	0		
SDP	0	0		
SPUEM	0	0		
ERP	0	0		
NYL	0	0		
WA	0	0		
DAP	268	0		
IC	0	0		

COSTEȘTI			RV	6904
			PRV	2385
			VVC	2077
ADF	1425	0		
SDP	0	0		
SPUEM	89	0		
ERP	0	0		
NYL	0	0		
WA	0	0		
DAP	348	0		
IC	215	0		

HORODCA			RV	612
			PRV	420
			VVC	355
ADF	20	0		
SDP	0	0		
SPUEM	0	0		
ERP	0	0		
NYL	0	0		
WA	64	2	▲▲	
DAP	271	9	▲▲▲▲▲▲▲▲▲▲	▲
IC	0	0		

DĂNCENI			RV	1452
			PRV	784
			VVC	743
ADF	145	2	▲▲	
SDP	0	0		
SPUEM	0	0		
ERP	0	0		
NYL	0	0		
WA	0	0		
DAP	598	9	▲▲▲▲▲▲▲▲▲▲	▲
IC	0	0		

MALCOCI			RV	1501
			PRV	544
			VVC	508
ADF	146	0		
SDP	0	0		
SPUEM	0	0		
ERP	0	0		
NYL	0	0		
WA	0	0		
DAP	362	0		
IC	0	0		

HANSCA			RV	625
			PRV	359
			VVC	294
ADF	99	4	▲▲▲▲▲	
SDP	0	0		
SPUEM	25	1	▲	
ERP	0	0		
NYL	0	0		
WA	0	0		
DAP	170	6	▲▲▲▲▲▲▲	▲
IC	0	0		

MILEȘTII MICI			RV	2720
			PRV	1546
			VVC	945
ADF	443	6	▲▲▲▲▲▲▲	
SDP	0	0		
SPUEM	0	0		
ERP	0	0		
NYL	0	0		
WA	0	0		
DAP	502	7	▲▲▲▲▲▲▲	▲
IC	0	0		

HOREȘTI			RV	2069
			PRV	1693
			VVC	1387
ADF	501	5	▲▲▲▲▲	
SDP	0	0		
SPUEM	0	0		
ERP	0	0		
NYL	0	0		
WA	0	0		
DAP	585	7	▲▲▲▲▲▲▲	▲
IC	301	1	▲	

MOLEȘTI			RV	1725
			PRV	947
			VVC	829
ADF	444	7	▲▲▲▲▲▲▲	▲
SDP	0	0		
SPUEM	0	0		
ERP	0	0		
NYL	0	0		
WA	0	0		
DAP	385	6	▲▲▲▲▲▲	
IC	0	0		

3

NIMORENI				RV	1359
				PRV	891
				VVC	765
ADF	199	3	▲▲▲		
SDP	0	0			
SPUEM	0	0			
ERP	0	0			
NYL	340	5	▲▲▲▲▲		
WA	0	0			
DAP	226	3	▲▲▲		
IC	0	0			

SOCITENI				RV	807
				PRV	461
				VVC	399
ADF	83	2	▲▲		
SDP	0	0			
SPUEM	0	0			
ERP	0	0			
NYL	0	0			
WA	0	0			
DAP	316	9	▲▲▲▲▲▲▲▲▲		▲
IC	0	0			

POJĂRENI				RV	655
				PRV	444
				VVC	353
ADF	66	3	▲▲▲		
SDP	0	0			
SPUEM	0	0			
ERP	0	0			
NYL	0	0			
WA	0	0			
DAP	87	5	▲▲▲▲▲		
IC	200	3	▲▲▲		▲




SURUCENI				RV	1640
				PRV	1072
				VVC	998
ADF	405	4	▲▲▲▲		
SDP	0	0			
SPUEM	0	0			
ERP	0	0			
NYL	0	0			
WA	0	0			
DAP	593	7	▲▲▲▲▲▲▲		▲
IC	0	0			

PUHOI				RV	3443
				PRV	2080
				VVC	1811
ADF	844	7	▲▲▲▲▲▲▲		
SDP	0	0			
SPUEM	0	0			
ERP	0	0			
NYL	0	0			
WA	0	0			
DAP	967	8	▲▲▲▲▲▲▲▲		
IC	0	0			

ULMU				RV	2171
				PRV	1390
				VVC	1188
ADF	257	3	▲▲▲		
SDP	0	0			
SPUEM	0	0			
ERP	0	0			
NYL	0	0			
WA	0	0			
DAP	887	10	▲▲▲▲▲▲▲▲▲▲		▲
IC	44	0			

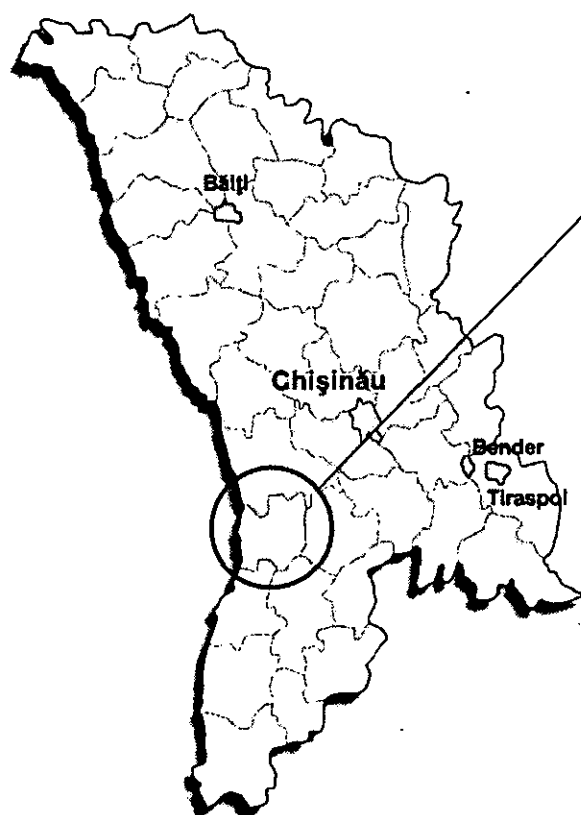
RUSEȘȚII NOI				RV	3387
				PRV	2033
				VVC	1803
ADF	545	4	▲▲▲▲		
SDP	0	0			
SPUEM	0	0			
ERP	0	0			
NYL	0	0			
WA	0	0			
DAP	1258	11	▲▲▲▲▲▲▲▲▲▲▲		▲
IC	0	0			

VĂSIENI				RV	2810
				PRV	1583
				VVC	1367
ADF	456	4	▲▲▲▲		
SDP	0	0			
SPUEM	0	0			
ERP	0	0			
NYL	0	0			
WA	0	0			
DAP	911	9	▲▲▲▲▲▲▲▲▲		▲
IC	0	0			

ZÂMBRENI				RV	1628
				PRV	1321
				VVC	1215
ADF	706	8			
SDP	2	0			
SPUEM	0	0			
ERP	2	0			
NYL	9	0			
WA	75	0			
DAP	421	5			
IC	0	0			

TÂPALA				RV	2499
				PRV	1915
				VVC	1708
ADF	624	5	⚠⚠⚠⚠⚠⚠		
SDP	0	0			
SPUEM	0	0			
ERP	0	0			
NYL	0	0			
WA	0	0			
DAP	1084	8	⚠⚠⚠⚠⚠⚠⚠⚠		⚠
IC	0	0			

3



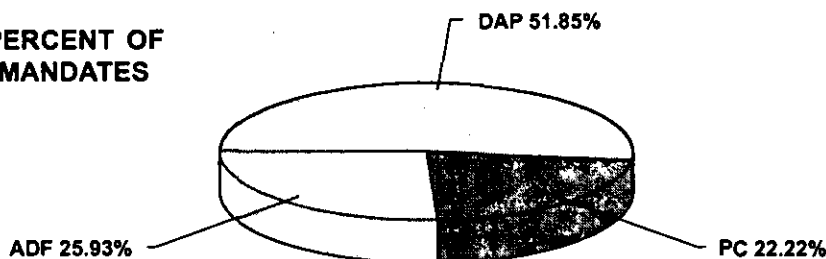
LEOVA DISTRICT

- Surface area, sq.km. 720
- Distance from capital, km 100
- Number of registered voters ... 32738
- Number of participating registered voters 23991
- Percent of participating registered voters 73.28
- Number of valid votes cast 20945

3

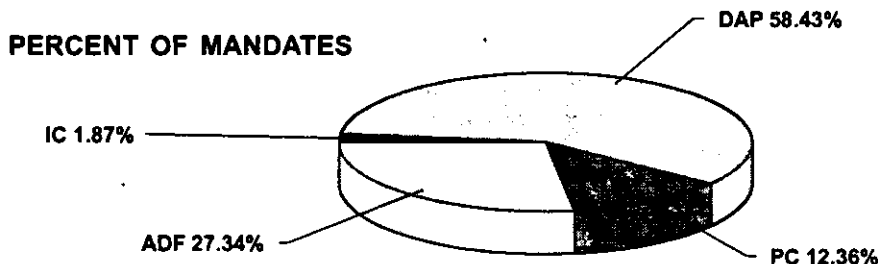
RESULTS OF THE ELECTIONS TO THE DISTRICT COUNCIL

PERCENT OF
MANDATES



No.	Name of party/ socio-political organization/ electoral bloc	Abbrevia- tion	Number of votes	Percent of total	Man- dates
1.	Alliance of Democratic Forces	ADF	5407	25.82	7
2.	Party of Communists	PC	4613	22.02	6
3.	Social-Democratic Party	SDP	0	0.00	0
4.	Socialist Party and "Unitate-Edinstvo" Movement	SPUEM	522	2.49	0
5.	Economic Revival Party	ERP	0	0.00	0
6.	National Youth League	NYL	0	0.00	0
7.	Women's Association	WA	0	0.00	0
8.	Democratic Agrarian Party	DAP	9964	47.57	14
9.	Independent Candidates	IC	439	2.10	0

RESULTS OF THE ELECTIONS TO CITY AND VILLAGE COUNCILS



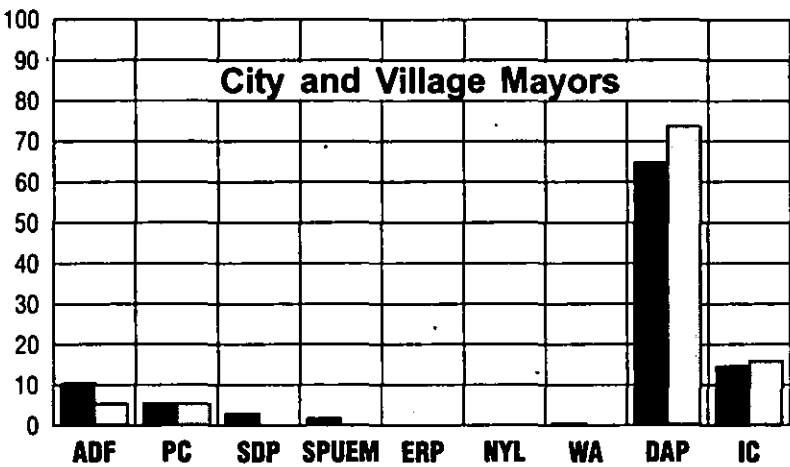
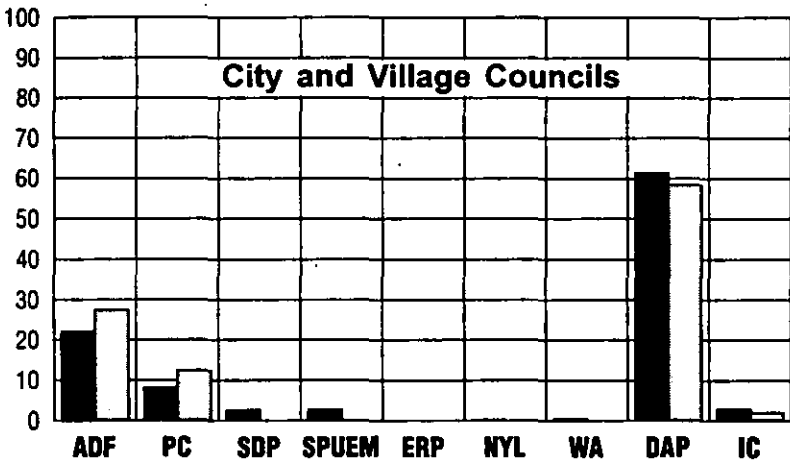
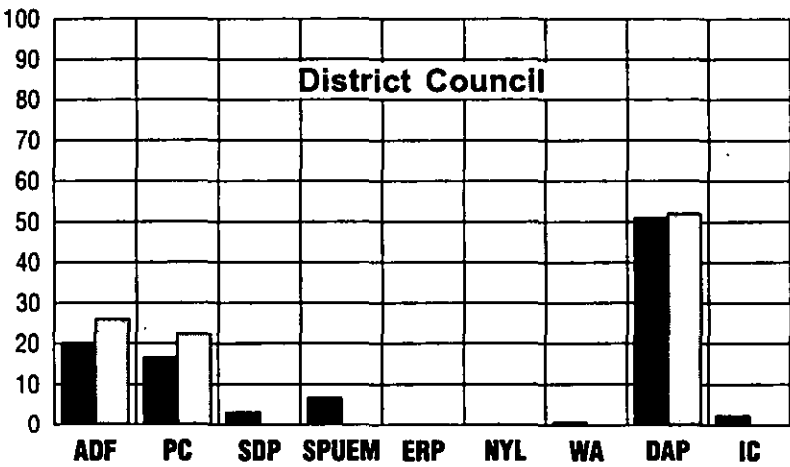
No.	Name of party/ socio-political organization/ electoral bloc	Abbrevia- tion	Number of votes	Percent of total	Man- dates
1.	Alliance of Democratic Forces	ADF	5438	26.05	73
2.	Party of Communists	PC	3712	17.78	33
3.	Social-Democratic Party	SDP	0	0.00	0
4.	Socialist Party and "Unitate-Edinstvo" Movement	SPUEM	0	0.00	0
5.	Economic Revival Party	ERP	0	0.00	0
6.	National Youth League	NYL	0	0.00	0
7.	Women's Association	WA	0	0.00	0
8.	Democratic Agrarian Party	DAP	10639	50.97	156
9.	Independent Candidates	IC	1084	5.19	5

RESULTS OF THE ELECTIONS OF CITY AND VILLAGE MAYORS



No.	Name of party/ socio-political organization/ electoral bloc	Abbrevia- tion	Number of votes	Percent of total	Man- dates
1.	Alliance of Democratic Forces	ADF	3277	18.96	1
2.	Party of Communists	PC	2562	14.82	1
3.	Social-Democratic Party	SDP	0	0.00	0
4.	Socialist Party and "Unitate-Edinstvo" Movement	SPUEM	0	0.00	0
5.	Economic Revival Party	ERP	0	0.00	0
6.	National Youth League	NYL	0	0.00	0
7.	Women's Association	WA	0	0.00	0
8.	Democratic Agrarian Party	DAP	9931	57.45	14
9.	Independent Candidates	IC	1516	8.77	3

COMPARATIVE RESULTS OF THE ELECTIONS
BY DISTRICT AND ENTIRE REPUBLIC



■ Mandates republic
as a whole

□ Mandates in given
district

3

VOTES ACCUMULATED AND MANDATES OBTAINED IN LOCALITIES

Locality name

Number of registered voters

Number of participating registered voters

Number of valid votes cast

Mayor

Abbreviation

Number of votes

Mandates

Councilors

BĂIUȘ				RV	974
				PRV	865
				VVC	753
ADF	150	2	☺☺		
PC	0	0			
DAP	603	9	☺☺☺☺☺☺☺☺☺	☺	
IC	0	0			

3

LEOVA				RV	7869
				PRV	4841
				VVC	4278
ADF	928	4	☺☺☺☺		
PC	1882	9	☺☺☺☺☺☺☺☺☺		
DAP	1183	6	☺☺☺☺☺☺		
IC	285	0			

BEȘTEMAC				RV	782
				PRV	558
				VVC	495
ADF	232	5	☺☺☺☺☺	☺	
PC	0	0			
DAP	263	6	☺☺☺☺☺☺		
IC	0	0			

IARGARA				RV	3600
				PRV	2311
				VVC	1914
ADF	319	2	☺☺		
PC	760	6	☺☺☺☺☺☺		
DAP	835	7	☺☺☺☺☺☺☺		
IC	0	0			

BĂIUȘ				RV	974
				PRV	865
				VVC	753
ADF	150	2	☺☺		
PC	0	0			
DAP	603	9	☺☺☺☺☺☺☺☺☺	☺	
IC	0	0			

CAZANGIC				RV	940
				PRV	743
				VVC	616
ADF	144	2	⚐⚐		
PC	275	5	⚐⚐⚐⚐⚐		
DAP	197	4	⚐⚐⚐⚐		⚐
IC	0	0			

CUPCIU				RV	917
				PRV	687
				VVC	561
ADF	359	7	⚐⚐⚐⚐⚐⚐⚐		
PC	0	0			
DAP	202	4	⚐⚐⚐⚐		⚐
IC	0	0			

CEADÂR				RV	712
				PRV	569
				VVC	477
ADF	76	3	⚐⚐⚐		
PC	0	0			
DAP	200	7	⚐⚐⚐⚐⚐⚐⚐		
IC	201	1	⚐		

FILIPENI				RV	2385
				PRV	1296
				VVC	858
ADF	342	5	⚐⚐⚐⚐⚐		
PC	0	0			
DAP	516	8	⚐⚐⚐⚐⚐⚐⚐⚐		
IC	0	0			

CNEAZEVCĂ				RV	960
				PRV	694
				VVC	641
ADF	0	0			
PC	290	5	⚐⚐⚐⚐⚐		
DAP	351	6	⚐⚐⚐⚐⚐⚐		⚐
IC	0	0			

HĂNĂȘENII NOI				RV	752
				PRV	628
				VVC	507
ADF	241	5	⚐⚐⚐⚐⚐		
PC	0	0			
DAP	266	6	⚐⚐⚐⚐⚐⚐		⚐
IC	0	0			

COLIBANOVCA				RV	721
				PRV	663
				VVC	624
ADF	0	0			
PC	131	2	⚐⚐		
DAP	493	9	⚐⚐⚐⚐⚐⚐⚐⚐⚐		⚐
IC	0	0			

OPAC				RV	725
				PRV	595
				VVC	547
ADF	212	4	⚐⚐⚐⚐		
PC	0	0			
DAP	335	7	⚐⚐⚐⚐⚐⚐⚐		⚐
IC	0	0			

COVURLUI				RV	1039
				PRV	899
				VVC	794
ADF	279	4	⚐⚐⚐⚐		
PC	46	0			
DAP	469	7	⚐⚐⚐⚐⚐⚐⚐		⚐
IC	0	0			

SĂRATA NOUĂ				RV	1059
				PRV	817
				VVC	786
ADF	157	2	⚐⚐		
PC	145	2	⚐⚐		⚐
DAP	484	7	⚐⚐⚐⚐⚐⚐⚐		
IC	0	0			

SĂRATA-RĂZEȘTI				RV	879
				PRV	737
				VVC	676
ADF	249	4	⚐⚐⚐⚐		
PC	0	0			
DAP	427	7	⚐⚐⚐⚐⚐⚐⚐⚐		⚐
IC	0	0			

TOCHILE-RĂDUCANI				RV	1033
				PRV	809
				VVC	672
ADF	193	5	⚐⚐⚐⚐⚐⚐		
PC	0	0			
DAP	181	5	⚐⚐⚐⚐⚐⚐		
IC	298	1	⚐		⚐

SĂRĂTENI				RV	678
				PRV	631
				VVC	565
ADF	183	3	⚐⚐⚐		
PC	183	4	⚐⚐⚐⚐		
DAP	199	4	⚐⚐⚐⚐		
IC	0	0			⚐

TOMAI				RV	2114
				PRV	1745
				VVC	1586
ADF	713	6	⚐⚐⚐⚐⚐⚐⚐		
PC	0	0			
DAP	873	7	⚐⚐⚐⚐⚐⚐⚐⚐		⚐
IC	0	0			

SĂRĂȚICA NOUĂ				RV	781
				PRV	691
				VVC	600
ADF	245	4	⚐⚐⚐⚐		
PC	0	0			
DAP	355	7	⚐⚐⚐⚐⚐⚐⚐⚐		⚐
IC	0	0			

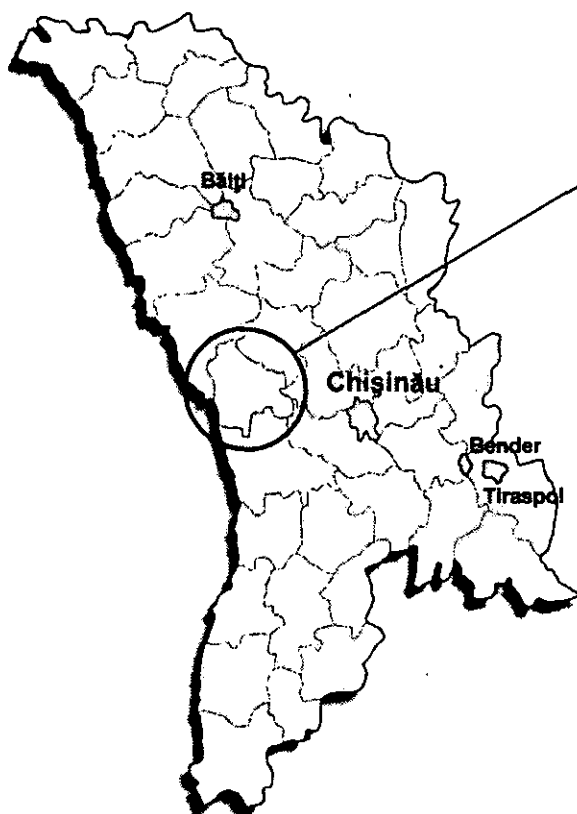
TOMAIUL NOU				RV	613
				PRV	547
				VVC	495
ADF	128	2	⚐⚐		
PC	0	0			
DAP	367	7	⚐⚐⚐⚐⚐⚐⚐⚐		⚐
IC	0	0			

SÂRMA				RV	634
				PRV	598
				VVC	520
ADF	70	2	⚐⚐		
PC	0	0			
DAP	150	6	⚐⚐⚐⚐⚐⚐⚐		
IC	300	3	⚐⚐⚐		⚐

VOZNESENI				RV	1050
				PRV	1025
				VVC	982
ADF	0	0			
PC	0	0			
DAP	982	11	⚐⚐⚐⚐⚐⚐⚐⚐⚐⚐⚐⚐⚐⚐		⚐
IC	0	0			

TIGHECI				RV	1662
				PRV	1055
				VVC	926
ADF	218	2	⚐⚐		
PC	0	0			
DAP	708	9	⚐⚐⚐⚐⚐⚐⚐⚐⚐⚐⚐		⚐
IC	0	0			

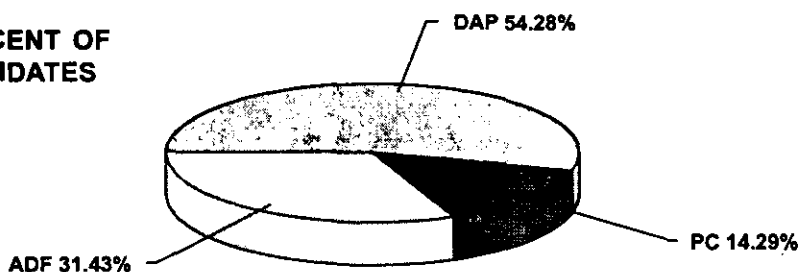
NISPORENI DISTRICT



- Surface area, sq.km. 760
- Distance from capital, km 70
- Number of registered voters . . . 52087
- Number of participating registered voters 37651
- Percent of participating registered voters 72.28
- Number of valid votes cast 31864


RESULTS OF THE ELECTIONS TO THE DISTRICT COUNCIL

PERCENT OF
MANDATES



No.	Name of party/ socio-political organization/ electoral bloc	Abbreviation	Number of votes	Percent of total	Mandates
1.	Alliance of Democratic Forces	ADF	9352	29.35	11
2.	Party of Communists	PC	4939	15.50	5
3.	Social-Democratic Party	SDP	0	0.00	0
4.	Socialist Party and "Unitate-Edinstvo" Movement	SPUEM	0	0.00	0
5.	Economic Revival Party	ERP	0	0.00	0
6.	National Youth League	NYL	0	0.00	0
7.	Women's Association	WA	0	0.00	0
8.	Democratic Agrarian Party	DAP	16790	52.69	19
9.	Independent Candidates	IC	783	2.46	0

RESULTS OF THE ELECTIONS TO CITY AND VILLAGE COUNCILS



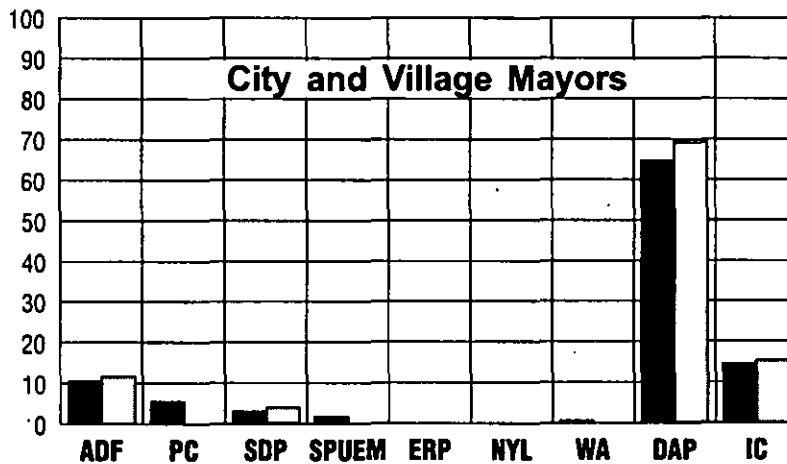
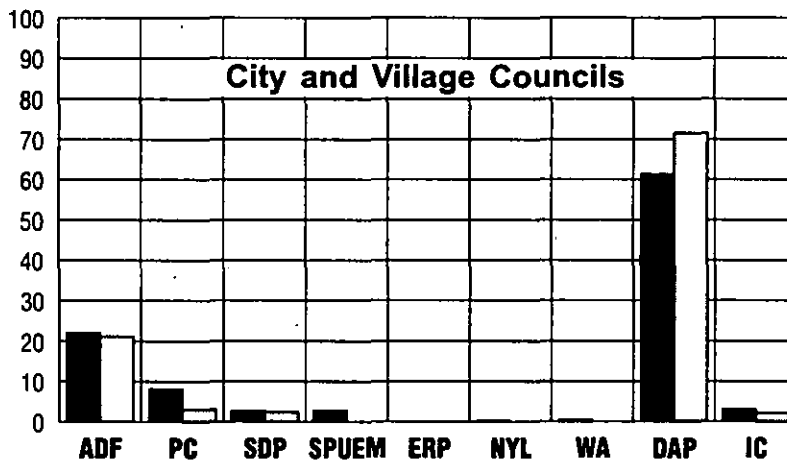
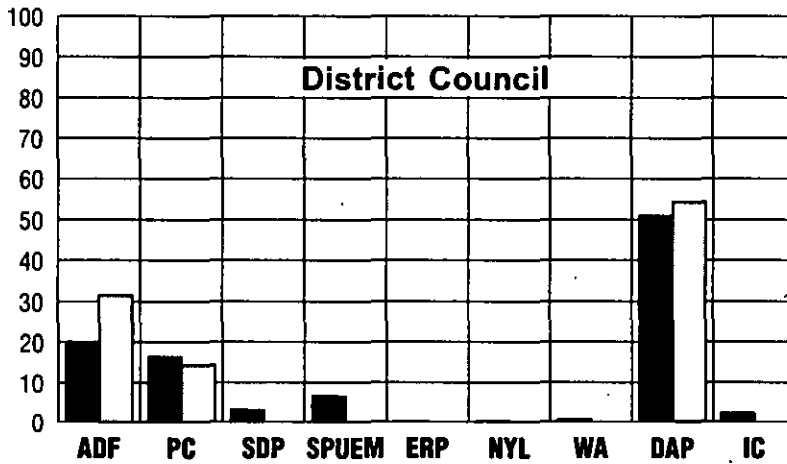
No.	Name of party/ socio-political organization/ electoral bloc	Abbrevia- tion	Number of votes	Percent of total	Man- dates
1.	Alliance of Democratic Forces	ADF	8319	27.16	73
2.	Party of Communists	PC	848	2.77	10
3.	Social-Democratic Party	SDP	825	2.69	8
4.	Socialist Party and "Unitate-Edinstvo" Movement	SPUEM	0	0.00	0
5.	Economic Revival Party	ERP	0	0.00	0
6.	National Youth League	NYL	0	0.00	0
7.	Women's Association	WA	0	0.00	0
8.	Democratic Agrarian Party	DAP	19562	63.86	247
9.	Independent Candidates	IC	1077	3.52	7

RESULTS OF THE ELECTIONS OF CITY AND VILLAGE MAYORS



No.	Name of party/ socio-political organization/ electoral bloc	Abbrevia- tion	Number of votes	Percent of total	Man- dates
1.	Alliance of Democratic Forces	ADF	4979	16.65	3
2.	Party of Communists	PC	793	2.65	0
3.	Social-Democratic Party	SDP	3844	12.85	1
4.	Socialist Party and "Unitate-Edinstvo" Movement	SPUEM	0	0.00	0
5.	Economic Revival Party	ERP	0	0.00	0
6.	National Youth League	NYL	0	0.00	0
7.	Women's Association	WA	0	0.00	0
8.	Democratic Agrarian Party	DAP	15585	52.11	18
9.	Independent Candidates	IC	4705	15.73	4

COMPARATIVE RESULTS OF THE ELECTIONS BY DISTRICT AND ENTIRE REPUBLIC



■ Mandates republic
as a whole

□ Mandates in given
district

VOTES ACCUMULATED AND MANDATES OBTAINED IN LOCALITIES

3

Locality name	BOLȚUN	RV	693	Number of registered voters
		PRV	605	Number of participating registered voters
		VVC	584	Number of valid votes cast
Abbreviation	ADF	48	0	
	PC	0	0	
	SDP	0	0	
	DAP	536	11	Mayor
	IC	0	0	Councilors
Number of votes				
Mandates				

NISPORENI		RV	9084
		PRV	5325
		VVC	4068
ADF	2262	11	00000000000000000000
PC	0	0	
SDP	0	0	
DAP	1806	8	00000000000000000000
IC	0	0	

BOLȚUN		RV	693
		PRV	605
		VVC	584
ADF	48	0	
PC	0	0	
SDP	0	0	
DAP	536	11	00000000000000000000
IC	0	0	

BOLDUREȘTI		RV	2789
		PRV	1717
		VVC	1365
ADF	0	0	
PC	0	0	
SDP	257	2	00000000000000000000
DAP	1108	11	00000000000000000000
IC	0	0	

BRĂTULENI		RV	1279
		PRV	1156
		VVC	849
ADF	0	0	
PC	388	5	00000000000000000000
SDP	0	0	
DAP	461	8	00000000000000000000
IC	0	0	

DOLNA				RV	808
				PRV	683
				VVC	545
ADF	224	4	⚐⚐⚐⚐⚐		
PC	0	0			
SDP	0	0			
DAP	321	7	⚐⚐⚐⚐⚐⚐⚐⚐		
IC	0	0			⚐

MARINICI				RV	1608
				PRV	1146
				VVC	955
ADF	165	2	⚐⚐		
PC	0	0			
SDP	0	0			
DAP	790	11	⚐⚐⚐⚐⚐⚐⚐⚐⚐⚐⚐⚐⚐		
IC	0	0			

DROJDIENI				RV	279
				PRV	266
				VVC	188
ADF	0	0			
PC	0	0			
SDP	0	0			
DAP	64	7	⚐⚐⚐⚐⚐⚐⚐⚐		
IC	124	1	⚐		

MICLEUȘENI				RV	1627
				PRV	1236
				VVC	1084
ADF	285	3	⚐⚐⚐⚐		
PC	460	5	⚐⚐⚐⚐⚐⚐		
SDP	0	0			
DAP	339	3	⚐⚐⚐⚐		
IC	0	0			⚐

DRĂGUȘENII NOI				RV	1482
				PRV	1052
				VVC	915
ADF	0	0			
PC	0	0			
SDP	382	5	⚐⚐⚐⚐⚐⚐		
DAP	533	6	⚐⚐⚐⚐⚐⚐⚐		⚐
IC	0	0			

MILEȘTI				RV	2064
				PRV	1625
				VVC	1243
ADF	230	2	⚐⚐		
PC	0	0			
SDP	0	0			
DAP	735	9	⚐⚐⚐⚐⚐⚐⚐⚐⚐⚐⚐		⚐
IC	278	2	⚐⚐		

GROZEȘTI				RV	1528
				PRV	1166
				VVC	1048
ADF	488	5	⚐⚐⚐⚐⚐⚐		
PC	0	0			
SDP	0	0			
DAP	560	6	⚐⚐⚐⚐⚐⚐⚐		⚐
IC	0	0			

SELIȘTE				RV	2281
				PRV	1755
				VVC	1487
ADF	554	5	⚐⚐⚐⚐⚐⚐		
PC	0	0			
SDP	0	0			
DAP	739	7	⚐⚐⚐⚐⚐⚐⚐⚐		⚐
IC	194	1	⚐		

IURCENI				RV	1293
				PRV	913
				VVC	726
ADF	371	8	⚐⚐⚐⚐⚐⚐⚐⚐⚐		⚐
PC	0	0			
SDP	0	0			
DAP	124	2	⚐⚐		
IC	231	1	⚐		

SOLTĂNEȘTI				RV	969
				PRV	833
				VVC	778
ADF	221	3	⚐⚐⚐		
PC	0	0			
SDP	0	0			
DAP	471	7	⚐⚐⚐⚐⚐⚐⚐⚐		⚐
IC	86	1	⚐		

3

VALEA TRESTIENI				RV	1290
				PRV	936
				VVC	512
ADF	0	0			
PC	0	0			
SDP	0	0			
DAP	512	11	AAAAAAAAAAAAAAAA		♂
IC	0	0			

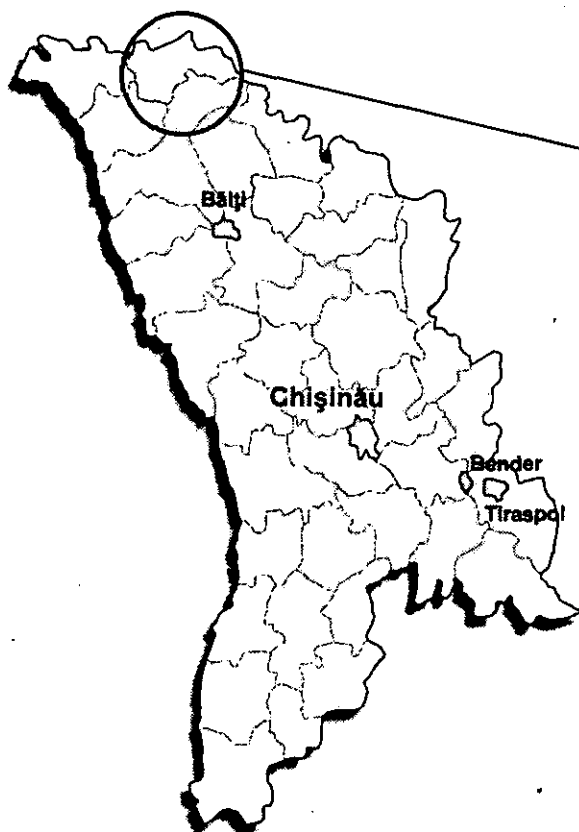
ZBEROAIA				RV	1152
				PRV	1076
				VVC	1049
ADF	27	0			
PC	0	0			
SDP	0	0			
DAP	1022	11	AAAAAAAAAAAAAAAA		♂
IC	0	0			

VĂRZĂREȘTI				RV	4163
				PRV	2662
				VVC	2061
ADF	1271	11	AAAAAAAAAAAAAAAA		
PC	0	0			
SDP	0	0			
DAP	790	6	AAAAAAA		
IC	0	0			

ȘIȘCANI				RV	1555
				PRV	1458
				VVC	1191
ADF	0	0			
PC	0	0			
SDP	0	0			
DAP	1191	11	AAAAAAAAAAAAAAAA		♂
IC	0	0			

VÂNĂTORI				RV	775
				PRV	556
				VVC	199
ADF	0	0			
PC	0	0			
SDP	0	0			
DAP	199	10	AAAAAAAAAAAAAAAA		♂
IC	0	0			

OCNIȚA DISTRICT

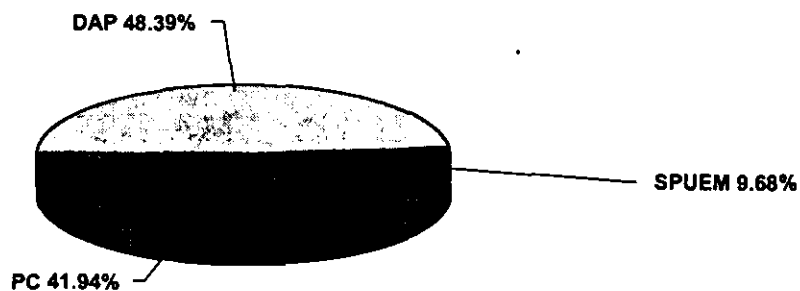


- Surface area, sq.km. 660
- Distance from capital, km 232
- Number of registered voters 44410
- Number of participating registered voters 39054
- Percent of participating registered voters 87.94
- Number of valid votes cast 35168

3

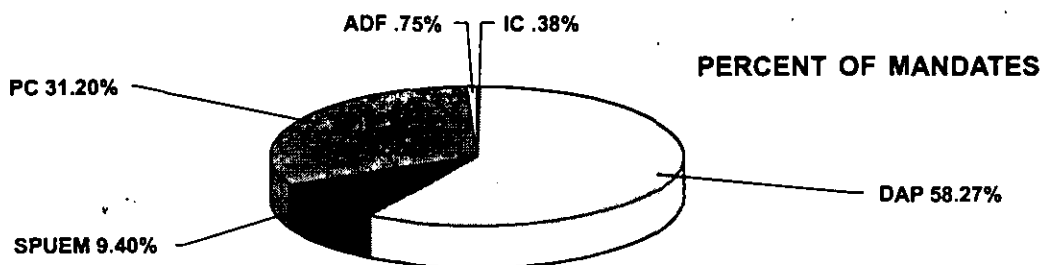
RESULTS OF THE ELECTIONS TO THE DISTRICT COUNCIL

PERCENT OF
MANDATES



No.	Name of party/ socio-political organization/ electoral bloc	Abbreviation	Number of votes	Percent of total	Mandates
1.	Alliance of Democratic Forces	ADF	0	0.00	0
2.	Party of Communists	PC	14410	40.97	13
3.	Social-Democratic Party	SDP	0	0.00	0
4.	Socialist Party and "Unitate-Edinstvo" Movement	SPUEM	3369	9.58	3
5.	Economic Revival Party	ERP	0	0.00	0
6.	National Youth League	NYL	0	0.00	0
7.	Women's Association	WA	0	0.00	0
8.	Democratic Agrarian Party	DAP	17389	49.45	15
9.	Independent Candidates	IC	0	0.00	0

RESULTS OF THE ELECTIONS TO CITY AND VILLAGE COUNCILS



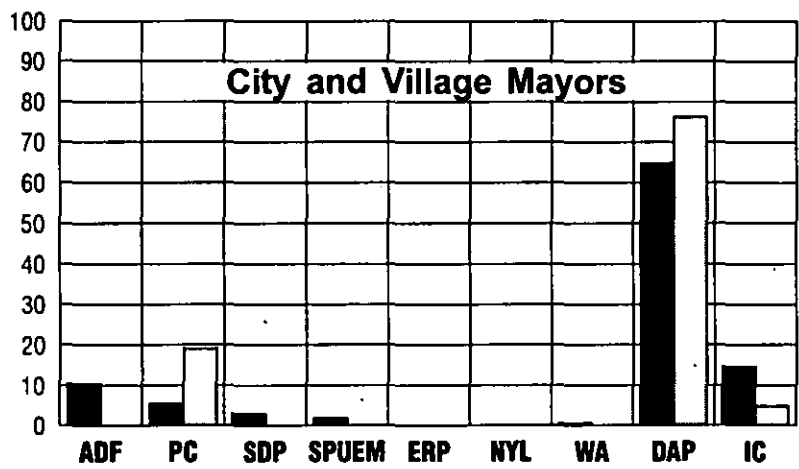
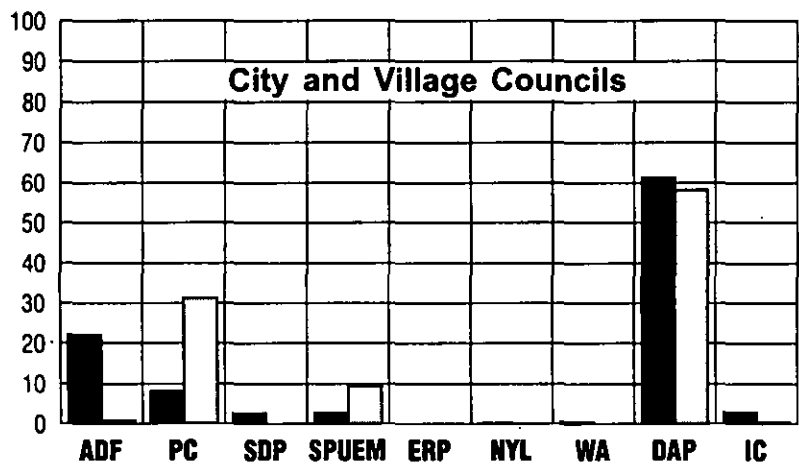
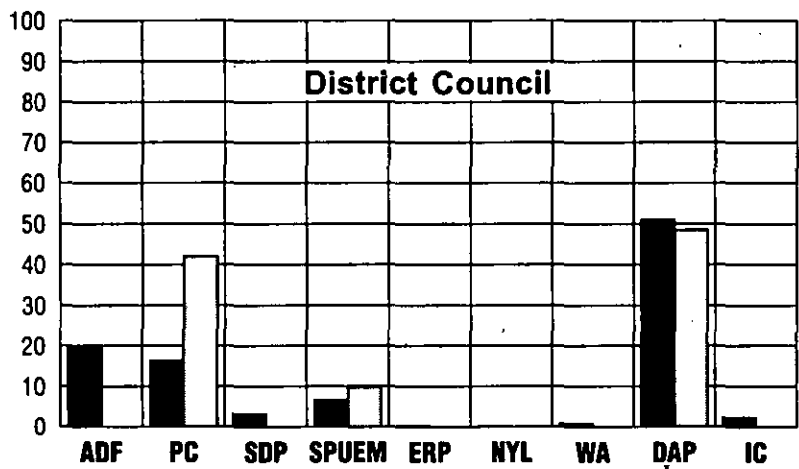
No.	Name of party/ socio-political organization/ electoral bloc	Abbrevia- tion	Number of votes	Percent of total	Man- dates
1.	Alliance of Democratic Forces	ADF	455	1.26	2
2.	Party of Communists	PC	11116	30.74	83
3.	Social-Democratic Party	SDP	0	0.00	0
4.	Socialist Party and "Unitate-Edinstvo" Movement	SPUEM	4104	11.35	25
5.	Economic Revival Party	ERP	0	0.00	0
6.	National Youth League	NYL	0	0.00	0
7.	Women's Association	WA	0	0.00	0
8.	Democratic Agrarian Party	DAP	20123	55.64	155
9.	Independent Candidates	IC	367	1.01	1

RESULTS OF THE ELECTIONS OF CITY AND VILLAGE MAYORS



No.	Name of party/ socio-political organization/ electoral bloc	Abbrevia- tion	Number of votes	Percent of total	Man- dates
1.	Alliance of Democratic Forces	ADF	207	0.56	0
2.	Party of Communists	PC	9143	24.63	4
3.	Social-Democratic Party	SDP	0	0.00	0
4.	Socialist Party and "Unitate-Edinstvo" Movement	SPUEM	113	0.30	0
5.	Economic Revival Party	ERP	0	0.00	0
6.	National Youth League	NYL	0	0.00	0
7.	Women's Association	WA	0	0.00	0
8.	Democratic Agrarian Party	DAP	24770	66.73	16
9.	Independent Candidates	IC	2887	7.78	1

COMPARATIVE RESULTS OF THE ELECTIONS
BY DISTRICT AND ENTIRE REPUBLIC



■ Mandates republic
as a whole

□ Mandates in given
district

3

VOTES ACCUMULATED AND MANDATES OBTAINED IN LOCALITIES

Locality name

Number of registered voters

Number of participating registered voters

Number of valid votes cast

Mayor

Councilors

Abbreviation

Number of votes

Mandates

OTACI			RV	3898
			PRV	2984
			VVC	2704
ADF	0	0		
PC	1167	8	♂♂♂♂♂♂♂♂	
SPUEM	982	7	♂♂♂♂♂♂♂	
DAP	188	1	♂	♂
IC	367	1	♂	

3

OCNIȚA			RV	6575
			PRV	4724
			VVC	4326
ADF	0	0		
PC	2232	10	♂♂♂♂♂♂♂♂♂♂	
SPUEM	894	4	♂♂♂♂♂	
DAP	1200	5	♂♂♂♂♂	♂
IC	0	0		

FRUNZĂ			RV	1183
			PRV	1091
			VVC	1053
ADF	0	0		
PC	1053	11	♂♂♂♂♂♂♂♂♂♂♂	♂
SPUEM	0	0		
DAP	0	0		
IC	0	0		

OTACI			RV	3898
			PRV	2984
			VVC	2704
ADF	0	0		
PC	1167	8	♂♂♂♂♂♂♂♂	
SPUEM	982	7	♂♂♂♂♂♂♂	
DAP	188	1	♂	♂
IC	367	1	♂	

BÂRLĂDENI			RV	2292
			PRV	2239
			VVC	2188
ADF	0	0		
PC	2188	13	♂♂♂♂♂♂♂♂♂♂♂♂♂	♂
SPUEM	0	0		
DAP	0	0		
IC	0	0		

BÂRNOVA				RV	2077
				PRV	1575
				VVC	1280
ADF	198	1	▲		
PC	297	3	▲▲▲		
SPUEM	148	1	▲		
DAP	637	6	▲▲▲▲▲▲		
IC	0	0			

DÂNGENI				RV	1530
				PRV	1445
				VVC	1200
ADF	0	0			
PC	354	3	▲▲▲		
SPUEM	0	0			
DAP	846	8	▲▲▲▲▲▲▲▲	▲	
IC	0	0			

CALARAȘOVCA				RV	1656
				PRV	1523
				VVC	1503
ADF	0	0			
PC	1503	11	▲▲▲▲▲▲▲▲▲▲▲▲	▲	
SPUEM	0	0			
DAP	0	0			
IC	0	0			

GRINĂUȚI-RAIA				RV	2190
				PRV	2099
				VVC	2032
ADF	257	1	▲		
PC	0	0			
SPUEM	0	0			
DAP	1775	12	▲▲▲▲▲▲▲▲▲▲▲▲	▲	
IC	0	0			

CEPELEUȚI				RV	1425
				PRV	1115
				VVC	759
ADF	0	0			
PC	0	0			
SPUEM	0	0			
DAP	759	11	▲▲▲▲▲▲▲▲▲▲▲		
IC	0	0		▲	

GÂRBOVA				RV	1258
				PRV	1197
				VVC	1179
ADF	0	0			
PC	0	0			
SPUEM	0	0			
DAP	1179	11	▲▲▲▲▲▲▲▲▲▲▲	▲	
IC	0	0			

CLOCUȘNA				RV	2143
				PRV	1991
				VVC	1925
ADF	0	0			
PC	0	0			
SPUEM	0	0			
DAP	1925	11	▲▲▲▲▲▲▲▲▲▲▲	▲	
IC	0	0			

HĂDĂRĂUȚI				RV	1802
				PRV	1772
				VVC	1733
ADF	0	0			
PC	0	0			
SPUEM	0	0			
DAP	1733	11	▲▲▲▲▲▲▲▲▲▲▲	▲	
IC	0	0			

CORESTĂUȚI				RV	1007
				PRV	927
				VVC	863
ADF	0	0			
PC	406	5	▲▲▲▲▲		
SPUEM	0	0			
DAP	457	6	▲▲▲▲▲	▲	
IC	0	0			

LENCĂUȚI				RV	1767
				PRV	1675
				VVC	1506
ADF	0	0			
PC	0	0			
SPUEM	0	0			
DAP	1506	11	▲▲▲▲▲▲▲▲▲▲▲	▲	
IC	0	0			

LIPNIC				RV	2882
				PRV	2562
				VVC	2204
ADF	0	0			
PC	0	0			
SPUEM	0	0			
DAP	2204	13	AAAAAAAAAAAAAAAAAA		
IC	0	0			

OCNIȚA				RV	2490
				PRV	2440
				VVC	2415
ADF	0	0			
PC	0	0			
SPUEM	0	0			
DAP	2415	13	AAAAAAAAAAAAAAAAAA		
IC	0	0			

MEREȘEUCA				RV	962
				PRV	897
				VVC	819
ADF	0	0			
PC	0	0			
SPUEM	0	0			
DAP	819	11	AAAAAAAAAAAAAAAAAA		
IC	0	0			

SAUCA				RV	1531
				PRV	1306
				VVC	1113
ADF	0	0			
PC	264	2	AA		
SPUEM	0	0			
DAP	849	9	AAAAAAAAAAAAAAAAAA		
IC	0	0			

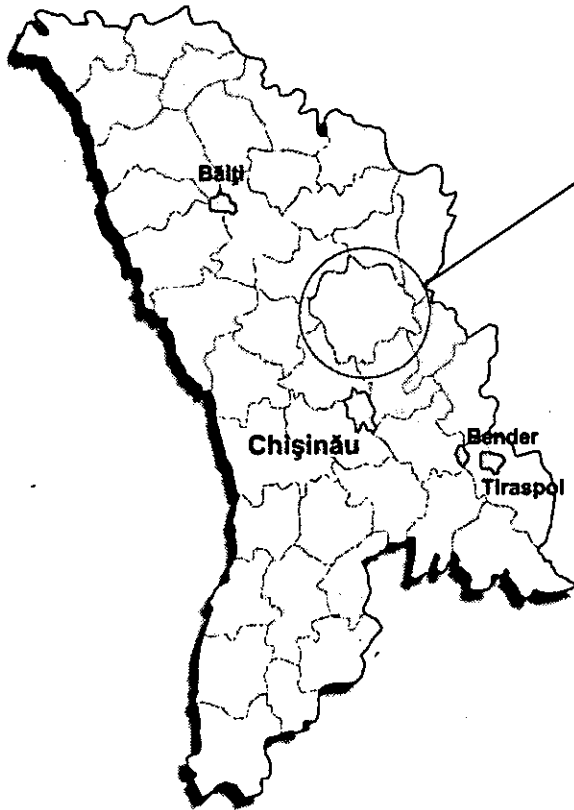
MIHĂILĂȘENI				RV	1240
				PRV	1231
				VVC	1143
ADF	0	0			
PC	0	0			
SPUEM	0	0			
DAP	1143	11	AAAAAAAAAAAAAAAAAA		
IC	0	0			

UNGURI				RV	1129
				PRV	1071
				VVC	1066
ADF	0	0			
PC	1066	11	AAAAAAAAAAAAAAAAAA		
SPUEM	0	0			
DAP	0	0			
IC	0	0			

NASLAVCEA				RV	1115
				PRV	1102
				VVC	1074
ADF	0	0			
PC	586	6	AAAAAAA		
SPUEM	0	0			
DAP	488	5	AAAAAA		
IC	0	0			

VĂLCINEȚ				RV	2258
				PRV	2091
				VVC	2080
ADF	0	0			
PC	0	0			
SPUEM	2080	13	AAAAAAAAAAAAAAAAAA		
DAP	0	0			
IC	0	0			

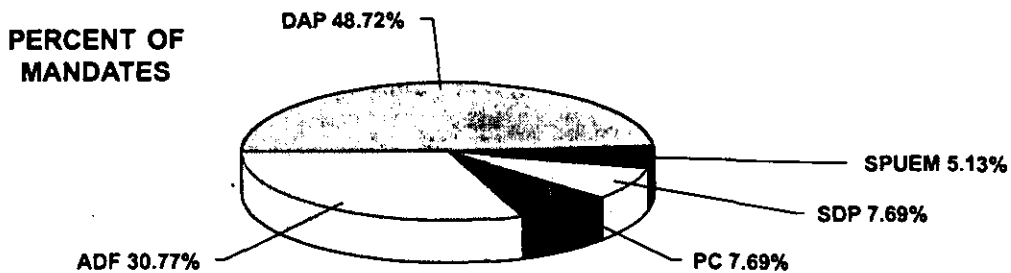
ORHEI DISTRICT



- Surface area, sq.km.1170
- Distance from capital, km 46
- Number of registered voters81110
- Number of participating registered voters54703
- Percent of participating registered voters 67.44
- Number of valid votes cast 48627

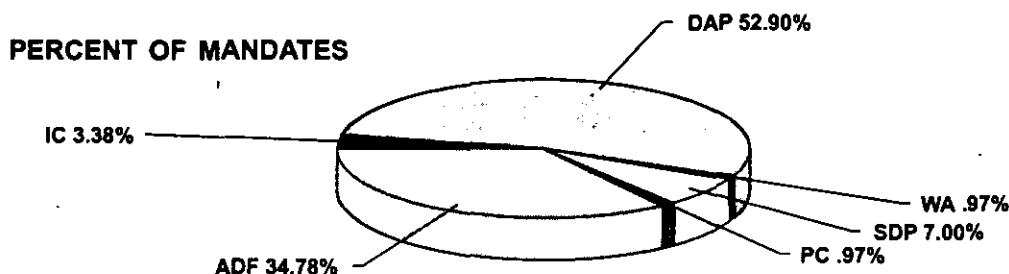
3

RESULTS OF THE ELECTIONS TO THE DISTRICT COUNCIL



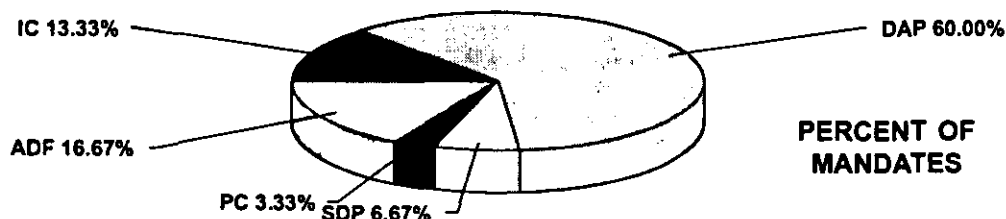
No.	Name of party/ socio-political organization/ electoral bloc	Abbrevia- tion	Number of votes	Percent of total	Man- dates
1.	Alliance of Democratic Forces	ADF	14477	29.77	12
2.	Party of Communists	PC	4049	8.33	3
3.	Social-Democratic Party	SDP	3757	7.73	3
4.	Socialist Party and "Unitate-Edinstvo" Movement	SPUEM	2507	5.16	2
5.	Economic Revival Party	ERP	0	0.00	0
6.	National Youth League	NYL	0	0.00	0
7.	Women's Association	WA	0	0.00	0
8.	Democratic Agrarian Party	DAP	22057	45.36	19
9.	Independent Candidates	IC	1780	3.66	0

RESULTS OF THE ELECTIONS TO CITY AND VILLAGE COUNCILS



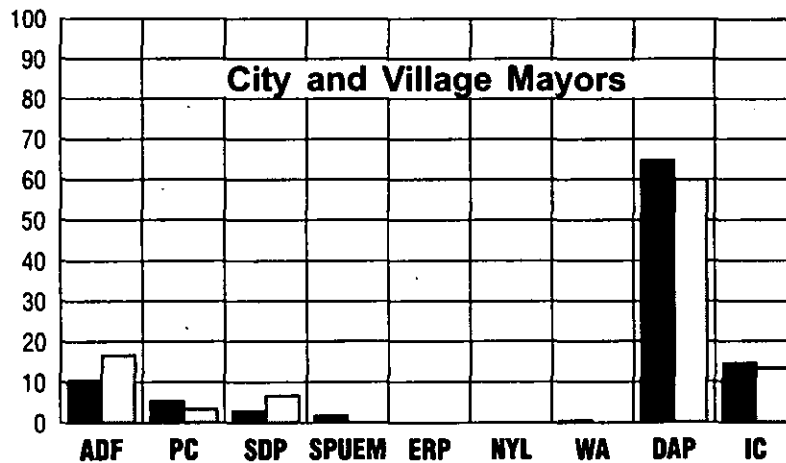
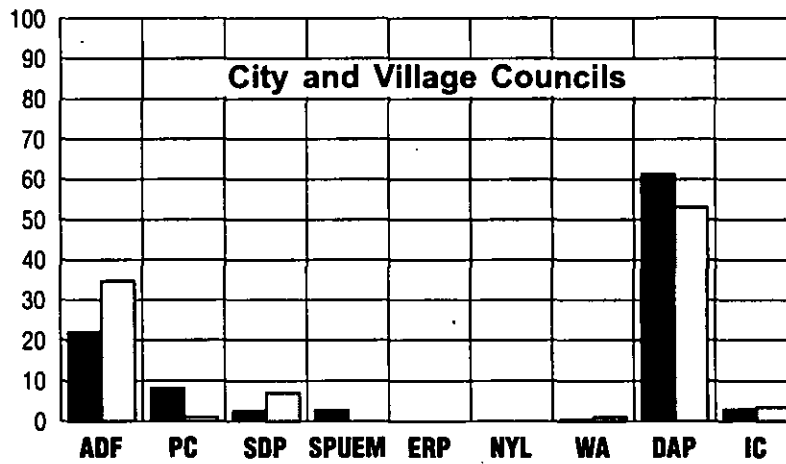
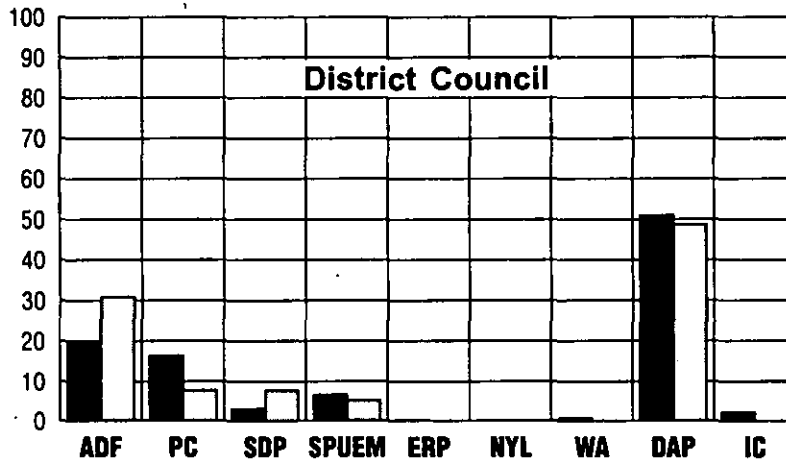
No.	Name of party/ socio-political organization/ electoral bloc	Abbrevia- tion	Number of votes	Percent of total	Man- dates
1.	Alliance of Democratic Forces	ADF	13890	31.70	144
2.	Party of Communists	PC	1093	2.49	4
3.	Social-Democratic Party	SDP	3154	7.20	29
4.	Socialist Party and "Unitate-Edinstvo" Movement	SPUEM	504	1.15	0
5.	Economic Revival Party	ERP	0	0.00	0
6.	National Youth League	NYL	30	0.07	0
7.	Women's Association	WA	669	1.53	4
8.	Democratic Agrarian Party	DAP	21459	48.97	219
9.	Independent Candidates	IC	3021	6.89	14

RESULTS OF THE ELECTIONS OF CITY AND VILLAGE MAYORS



No.	Name of party/ socio-political organization/ electoral bloc	Abbrevia- tion	Number of votes	Percent of total	Man- dates
1.	Alliance of Democratic Forces	ADF	9872	23.62	5
2.	Party of Communists	PC	1823	4.36	1
3.	Social-Democratic Party	SDP	2763	6.61	2
4.	Socialist Party and "Unitate-Edinstvo" Movement	SPUEM	479	1.15	0
5.	Economic Revival Party	ERP	0	0.00	0
6.	National Youth League	NYL	0	0.00	0
7.	Women's Association	WA	0	0.00	0
8.	Democratic Agrarian Party	DAP	19736	47.21	18
9.	Independent Candidates	IC	7129	17.05	4

COMPARATIVE RESULTS OF THE ELECTIONS BY DISTRICT AND ENTIRE REPUBLIC



■ Mandates republic
as a whole

□ Mandates in given
district

VOTES ACCUMULATED AND MANDATES OBTAINED IN LOCALITIES

Locality name

Number of registered voters

Number of participating registered voters

Number of valid votes cast

Mayor

Councilors

Abbreviation

Number of votes

Mandates

BOLOHAN				RV	1037
				PRV	844
				VVC	795
ADF	106	1	1		
PC	0	0			
SDP	0	0			
SPUEM	0	0			
NYL	0	0			
WA	0	0			
DAP	689	10	10		
IC	0	0			

ORHEI				RV	20412
				PRV	3881
				VVC	3659
ADF	670	0			
PC	486	0			
SDP	475	0			
SPUEM	504	0			
NYL	0	0			
WA	0	0			
DAP	1383	0			
IC	141	0			

BIEȘTI				RV	2099
				PRV	1746
				VVC	1616
ADF	504	4	4		
PC	0	0			
SDP	0	0			
SPUEM	0	0			
NYL	0	0			
WA	0	0			
DAP	1112	9	9		
IC	0	0			

BEREZLOGI				RV	1567
				PRV	1266
				VVC	1154
ADF	0	0			
PC	0	0			
SDP	0	0			
SPUEM	0	0			
NYL	0	0			
WA	0	0			
DAP	980	10	10		
IC	174	1	1		

BOLOHAN				RV	1037
				PRV	844
				VVC	795
ADF	106	1	1		
PC	0	0			
SDP	0	0			
SPUEM	0	0			
NYL	0	0			
WA	0	0			
DAP	689	10	10		
IC	0	0			

BRĂVICENI				RV	1348
				PRV	840
				VVC	786
ADF	158	2	▲▲		
PC	0	0			
SDP	233	0			
SPUEM	0	0			
NYL	0	0			
WA	0	0			
DAP	395	9	▲▲▲▲▲▲▲▲▲▲		▲
IC	0	0			

CIȘMEA				RV	977
				PRV	687
				VVC	620
ADF	120	4	▲▲▲▲▲		
PC	0	0			
SDP	500	7	▲▲▲▲▲▲▲▲		▲
SPUEM	0	0			
NYL	0	0			
WA	0	0			
DAP	0	0			
IC	0	0			

BULĂIEȘTI				RV	2233
				PRV	1681
				VVC	1569
ADF	506	4	▲▲▲▲▲		
PC	0	0			
SDP	0	0			
SPUEM	0	0			
NYL	0	0			
WA	0	0			
DAP	1063	9	▲▲▲▲▲▲▲▲▲▲		
IC	0	0			

CLIȘOVA				RV	1042
				PRV	832
				VVC	762
ADF	260	4	▲▲▲▲▲		
PC	0	0			
SDP	0	0			
SPUEM	0	0			
NYL	0	0			
WA	0	0			
DAP	502	7	▲▲▲▲▲▲▲▲		▲
IC	0	0			

CIOCĂLTENI				RV	1915
				PRV	1362
				VVC	1250
ADF	249	3	▲▲▲▲		
PC	0	0			
SDP	481	6	▲▲▲▲▲▲▲▲		
SPUEM	0	0			
NYL	0	0			
WA	0	0			
DAP	0	0			
IC	520	4	▲▲▲▲▲		▲

CRIHANA				RV	861
				PRV	794
				VVC	753
ADF	136	2	▲▲		
PC	0	0			
SDP	0	0			
SPUEM	0	0			
NYL	0	0			
WA	0	0			
DAP	405	7	▲▲▲▲▲▲▲▲		
IC	212	2	▲▲		▲

CIPERCENI				RV	2566
				PRV	2040
				VVC	1793
ADF	360	2	▲▲		
PC	0	0			
SDP	0	0			
SPUEM	0	0			
NYL	0	0			
WA	0	0			
DAP	1433	11	▲▲▲▲▲▲▲▲▲▲▲▲		▲
IC	0	0			

CUCURUZENI				RV	1350
				PRV	844
				VVC	719
ADF	216	4	▲▲▲▲▲		
PC	0	0			
SDP	313	5	▲▲▲▲▲▲		▲
SPUEM	0	0			
NYL	0	0			
WA	0	0			
DAP	159	2	▲▲		
IC	31	0			

DONICI				RV	1433
				PRV	1149
				VVC	1041
ADF	462	5	▲▲▲▲▲		▲
PC	0	0			
SDP	316	3	▲▲▲		
SPUEM	0	0			
NYL	0	0			
WA	0	0			
DAP	263	3	▲▲▲		
IC	0	0			

JORA DE MIJLOC				RV	2759
				PRV	2297
				VVC	2037
ADF	631	4	▲▲▲▲		
PC	607	4	▲▲▲▲		▲
SDP	0	0			
SPUEM	0	0			
NYL	0	0			
WA	0	0			
DAP	619	4	▲▲▲▲		
IC	180	1	▲		

GHETLOVA				RV	1799
				PRV	1567
				VVC	1351
ADF	1090	11	▲▲▲▲▲▲▲▲▲▲		▲
PC	0	0			
SDP	0	0			
SPUEM	0	0			
NYL	0	0			
WA	0	0			
DAP	261	2	▲▲		
IC	0	0			

MITOC				RV	1674
				PRV	1120
				VVC	1030
ADF	752	10	▲▲▲▲▲▲▲▲▲▲		▲
PC	0	0			
SDP	0	0			
SPUEM	0	0			
NYL	0	0			
WA	34	0			
DAP	244	3	▲▲▲		
IC	0	0			

ISACOVA				RV	2573
				PRV	1569
				VVC	1400
ADF	726	7	▲▲▲▲▲▲▲		
PC	0	0			
SDP	0	0			
SPUEM	0	0			
NYL	0	0			
WA	0	0			
DAP	674	6	▲▲▲▲▲▲		
IC	0	0			

MOROZENI				RV	1487
				PRV	1119
				VVC	924
ADF	397	5	▲▲▲▲▲		
PC	0	0			
SDP	0	0			
SPUEM	0	0			
NYL	0	0			
WA	0	0			
DAP	527	6	▲▲▲▲▲▲		▲
IC	0	0			

IVANCEA				RV	3234
				PRV	2203
				VVC	1859
ADF	536	4	▲▲▲▲		
PC	0	0			
SDP	0	0			
SPUEM	0	0			
NYL	0	0			
WA	0	0			
DAP	1323	11	▲▲▲▲▲▲▲▲▲▲		▲
IC	0	0			

MĂLĂIEȘTI				RV	946
				PRV	763
				VVC	704
ADF	134	2	▲▲		
PC	0	0			
SDP	0	0			
SPUEM	0	0			
NYL	0	0			
WA	0	0			
DAP	570	9	▲▲▲▲▲▲▲▲▲		▲
IC	0	0			

PELIVAN			RV	1499
			PRV	1241
			VVC	1073
ADF	0	0		
PC	0	0		
SDP	0	0		
SPUEM	0	0		
NYL	0	0		
WA	0	0		
DAP	1073	11	AAAAAAAAAAAA	A
IC	0	0		

POHORNICENI			RV	603
			PRV	558
			VVC	496
ADF	282	6	AAAAAAAAA	A
PC	0	0		
SDP	0	0		
SPUEM	0	0		
NYL	0	0		
WA	0	0		
DAP	214	5	AAAAAA	
IC	0	0		

PERESECINA			RV	5188
			PRV	3116
			VVC	2896
ADF	984	7	AAAAAAAAA	
PC	0	0		
SDP	131	1	A	
SPUEM	0	0		
NYL	30	0		
WA	140	1	A	
DAP	791	6	AAAAAAA	A
IC	820	2	AA	

POHREBENI			RV	2086
			PRV	1616
			VVC	1409
ADF	199	2	AA	
PC	0	0		
SDP	0	0		
SPUEM	0	0		
NYL	0	0		
WA	0	0		
DAP	1145	11	AAAAAAAAAAAAA	A
IC	65	0		

PIATRA			RV	1818
			PRV	1235
			VVC	1143
ADF	565	6	AAAAAAA	
PC	0	0		
SDP	151	1	A	
SPUEM	0	0		
NYL	0	0		
WA	0	0		
DAP	427	4	AAAA	A
IC	0	0		

PUȚINTEI			RV	1869
			PRV	1064
			VVC	963
ADF	584	8	AAAAAAAAAA	A
PC	0	0		
SDP	0	0		
SPUEM	0	0		
NYL	0	0		
WA	0	0		
DAP	335	5	AAAAA	
IC	44	0		

PODGORENI			RV	749
			PRV	684
			VVC	644
ADF	330	6	AAAAAAA	
PC	0	0		
SDP	0	0		
SPUEM	0	0		
NYL	0	0		
WA	0	0		
DAP	314	5	AAAAA	A
IC	0	0		

SELIȘTE			RV	3169
			PRV	2205
			VVC	1958
ADF	1103	10	AAAAAAAAAAAA	
PC	0	0		
SDP	0	0		
SPUEM	0	0		
NYL	0	0		
WA	0	0		
DAP	550	4	AAAAA	A
IC	305	1	A	

STEP-SOCI				RV	1546
				PRV	1129
				VVC	1043
ADF	119	1	♂		
PC	0	0			
SDP	475	5	♂♂♂♂♂		
SPUEM	0	0			
NYL	0	0			
WA	0	0			
DAP	449	5	♂♂♂♂♂		
IC	0	0			

VATICI				RV	1440
				PRV	1157
				VVC	978
ADF	361	6	♂♂♂♂♂♂		
PC	0	0			
SDP	79	1	♂		
SPUEM	0	0			
NYL	0	0			
WA	0	0			
DAP	285	4	♂♂♂♂		
IC	253	2	♂♂		♂

SUSLENI				RV	3640
				PRV	2513
				VVC	2091
ADF	689	5	♂♂♂♂♂		
PC	0	0			
SDP	0	0			
SPUEM	0	0			
NYL	0	0			
WA	495	3	♂♂♂		
DAP	907	7	♂♂♂♂♂♂♂		
IC	0	0			

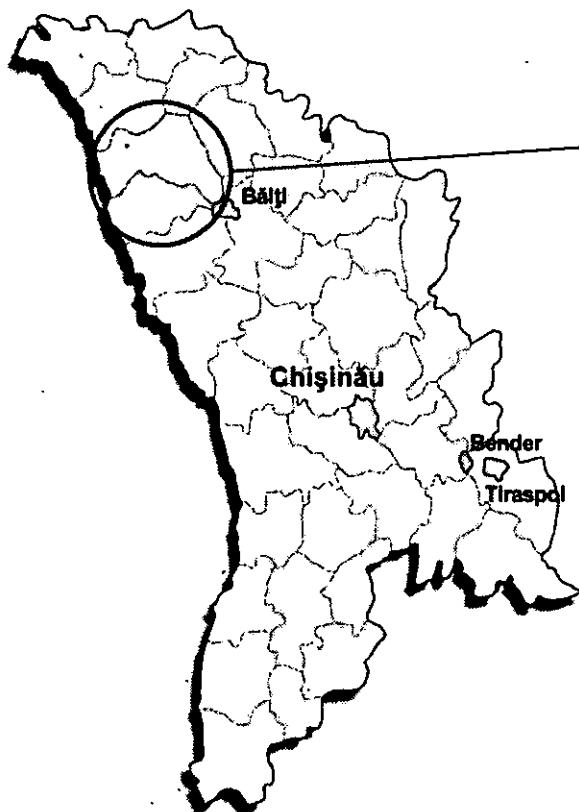
VÂȘCĂUȚI				RV	935
				PRV	759
				VVC	630
ADF	0	0			
PC	0	0			
SDP	0	0			
SPUEM	0	0			
NYL	0	0			
WA	0	0			
DAP	630	11	♂♂♂♂♂♂♂♂♂♂♂		♂
IC	0	0			

TELEȘEU				RV	1477
				PRV	1229
				VVC	1045
ADF	96	1	♂		
PC	0	0			
SDP	0	0			
SPUEM	0	0			
NYL	0	0			
WA	0	0			
DAP	701	9	♂♂♂♂♂♂♂♂♂		
IC	248	1	♂		♂

ZORILE				RV	1042
				PRV	578
				VVC	493
ADF	215	5	♂♂♂♂♂		
PC	0	0			
SDP	0	0			
SPUEM	0	0			
NYL	0	0			
WA	0	0			
DAP	278	6	♂♂♂♂♂♂		♂
IC	0	0			

TREBUJENI				RV	1389
				PRV	1223
				VVC	1136
ADF	350	3	♂♂♂		
PC	0	0			
SDP	0	0			
SPUEM	0	0			
NYL	0	0			
WA	0	0			
DAP	758	8	♂♂♂♂♂♂♂♂		♂
IC	28	0			

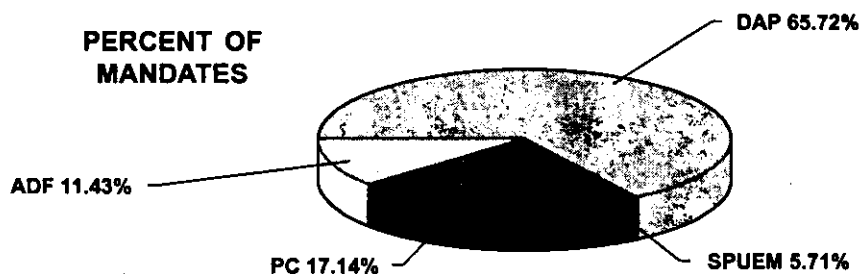
RÂȘCANI DISTRICT



- Surface area, sq.km. 1000
- Distance from capital, km 166
- Number of registered voters 60015
- Number of participating registered voters 47676
- Percent of participating registered voters 79.44
- Number of valid votes cast 39894

3

RESULTS OF THE ELECTIONS TO THE DISTRICT COUNCIL



No.	Name of party/ socio-political organization/ electoral bloc	Abbreviation	Number of votes	Percent of total	Mandates
1.	Alliance of Democratic Forces	ADF	5263	13.19	4
2.	Party of Communists	PC	6474	16.23	6
3.	Social-Democratic Party	SDP	0	0.00	0
4.	Socialist Party and "Unitate-Edinstvo" Movement	SPUEM	2791	7.00	2
5.	Economic Revival Party	ERP	0	0.00	0
6.	National Youth League	NYL	0	0.00	0
7.	Women's Association	WA	0	0.00	0
8.	Democratic Agrarian Party	DAP	25366	63.58	23
9.	Independent Candidates	IC	0	0.00	0

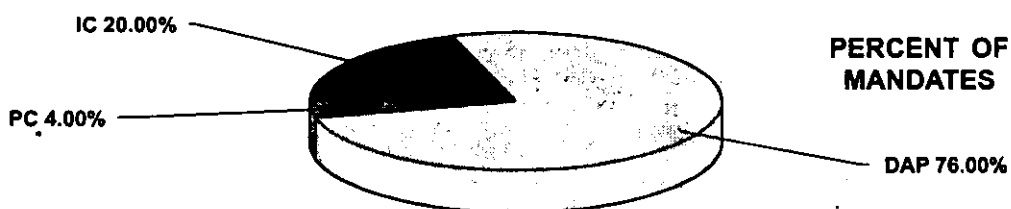
RESULTS OF THE ELECTIONS TO CITY AND VILLAGE COUNCILS

PERCENT OF MANDATES



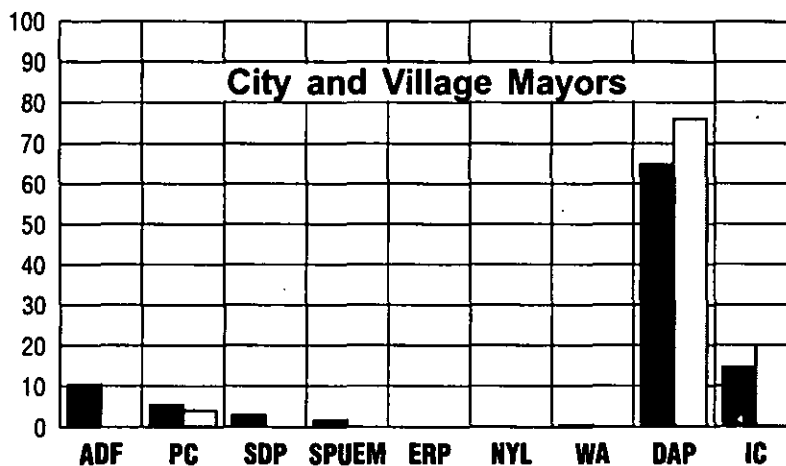
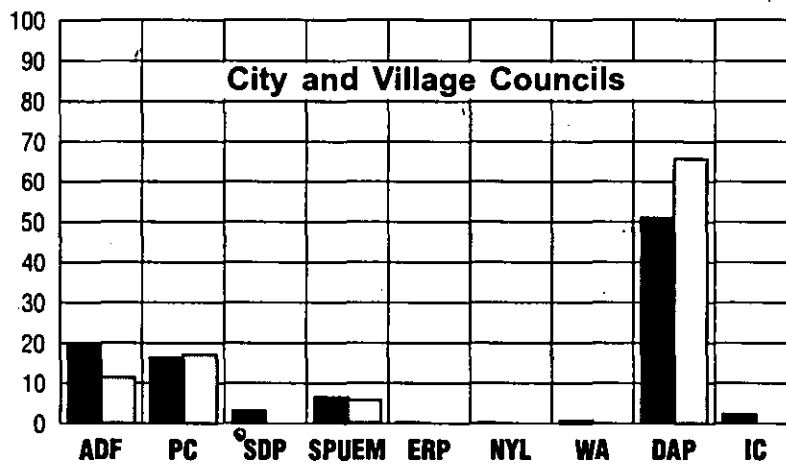
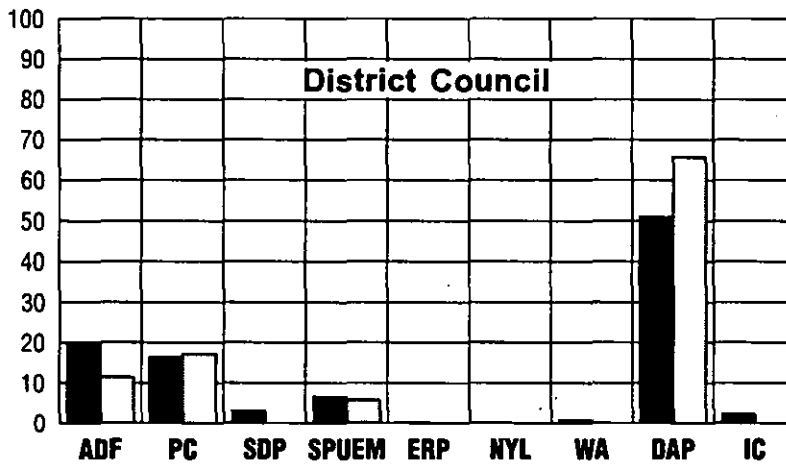
No.	Name of party/ socio-political organization/ electoral bloc	Abbrevia- tion	Number of votes	Percent of total	Man- dates
1.	Alliance of Democratic Forces	ADF	2794	7.17	15
2.	Party of Communists	PC	3557	9.13	20
3.	Social-Democratic Party	SDP	0	0.00	0
4.	Socialist Party and "Unitate-Edinstvo" Movement	SPUEM	0	0.00	0
5.	Economic Revival Party	ERP	0	0.00	0
6.	National Youth League	NYL	0	0.00	0
7.	Women's Association	WA	0	0.00	0
8.	Democratic Agrarian Party	DAP	29497	75.68	290
9.	Independent Candidates	IC	3128	8.03	11

RESULTS OF THE ELECTIONS OF CITY AND VILLAGE MAYORS



No.	Name of party/ socio-political organization/ electoral bloc	Abbrevia- tion	Number of votes	Percent of total	Man- dates
1.	Alliance of Democratic Forces	ADF	606	1.63	0
2.	Party of Communists	PC	2563	6.90	1
3.	Social-Democratic Party	SDP	0	0.00	0
4.	Socialist Party and "Unitate-Edinstvo" Movement	SPUEM	120	0.32	0
5.	Economic Revival Party	ERP	0	0.00	0
6.	National Youth League	NYL	0	0.00	0
7.	Women's Association	WA	0	0.00	0
8.	Democratic Agrarian Party	DAP	27513	74.10	19
9.	Independent Candidates	IC	6328	17.04	5

COMPARATIVE RESULTS OF THE ELECTIONS BY DISTRICT AND ENTIRE REPUBLIC



■ Mandates republic
as a whole

□ Mandates in given
district

3

Locality
name

Number of
registered voters

Number of participating registered voters

Number of valid
votes cast

- Mayor

Councilors

Abbreviation

Number
of votes

Mandates

ALUNIS




ALEXĂNDREȘTI

BOROSENII NOI



BOROSENII NOI				RV	1378
				PRV	1312
				VVC	1191
ADF	0	0			
PC	0	0			
SPUEM	0	0			
DAP	255	5	⚡⚡⚡⚡⚡⚡		
IC	936	6	⚡⚡⚡⚡⚡⚡		⚡

PELINIA				RV	5852
				PRV	4663
				VVC	3770
ADF	0	0			
PC	0	0			
SPUEM	0	0			
DAP	3770	17			
IC	0	0			

PETRUȘENI				RV	1726
				PRV	1567
				VVC	1363
ADF	0	0			
PC	0	0			
SPUEM	0	0			
DAP	1363	11			
IC	0	0			

POCIUMBENI				RV	1739
				PRV	1685
				VVC	1634
ADF	280	2			
PC	104	0			
SPUEM	0	0			
DAP	1250	9			
IC	0	0			

PĂCĂRIA				RV	1567
				PRV	1325
				VVC	1236
ADF	0	0			
PC	0	0			
SPUEM	0	0			
DAP	1236	11			
IC	0	0			




PÂRJOTA				RV	1393
				PRV	1205
				VVC	954
ADF	0	0			
PC	0	0			
SPUEM	0	0			
DAP	954	11			
IC	0	0			

RECEA				RV	2589
				PRV	2174
				VVC	1923
ADF	468	3	0000		
PC	0	0			
SPUEM	0	0			
DAP	1455	10	000000000000		0
IC	0	0			

RĂMĂZAN				RV	539
				PRV	477
				VVC	461
ADF	0	0			
PC	334	7	👤👤👤👤👤👤👤👤		👤
SPUEM	0	0			
DAP	127	2	👤👤		
IC	0	0			

SINGURENI				RV	1150
				PRV	964
				VVC	839
ADF	0	0			
PC	0	0			
SPUEM	0	0			
DAP	839	11	AAAAAAAAAAAAAAAAAAAA		
IC	0	0			

STURZENI				RV	1011
				PRV	835
				VVC	728
ADF	0	0			
PC	0	0			
SPUEM	0	0			
DAP	728	11	AAAAAAAAAAAAAAAAAAAA		
IC	0	0			

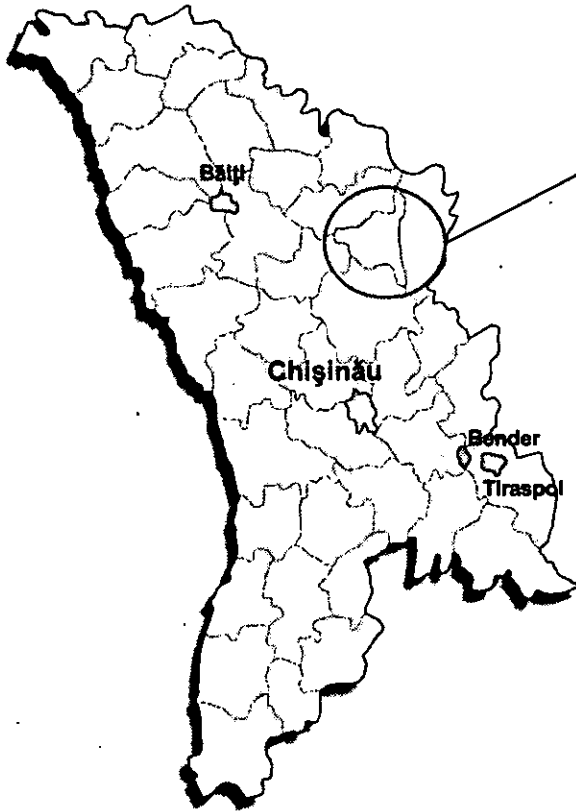
VASILEUȚI				RV	2591
				PRV	2314
				VVC	2192
ADF	281	1			
PC	0	0			
SPUEM	0	0			
DAP	1911	12			
IC	0	0			

VĂRATIC				RV	2465
				PRV	1999
				VVC	1780
ADF	0	0			
PC	565	4	⚐⚐⚐⚐⚐		
SPUEM	0	0			
DAP	938	8	⚐⚐⚐⚐⚐⚐⚐⚐⚐⚐⚐		⚐
IC	277	1	⚐		

ŞAPTEBANI				RV	1472
				PRV	1296
				VVC	1008
ADF	0	0			
PC	0	0			
SPUEM	0	0			
DAP	1008	11	⚐⚐⚐⚐⚐⚐⚐⚐⚐⚐⚐⚐⚐⚐⚐		
IC	0	0			⚐

ZĂICANI				RV	2570
				PRV	1968
				VVC	1615
ADF	566	4	⚐⚐⚐⚐⚐		
PC	0	0			
SPUEM	0	0			
DAP	1049	9	⚐⚐⚐⚐⚐⚐⚐⚐⚐⚐⚐		⚐
IC	0	0			

ŞUMNA				RV	533
				PRV	527
				VVC	490
ADF	0	0			
PC	0	0			
SPUEM	0	0			
DAP	490	9	⚐⚐⚐⚐⚐⚐⚐⚐⚐⚐⚐		⚐
IC	0	0			



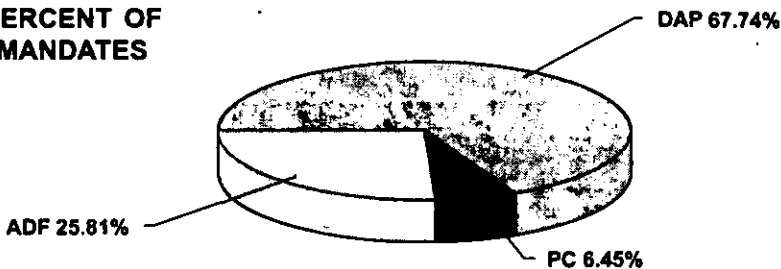
REZINA DISTRICT

- Surface area, sq.km. 660
- Distance from capital, km 98
- Number of registered voters 37199
- Number of participating registered voters 27423
- Percent of participating registered voters 73.72
- Number of valid votes cast 23872

3

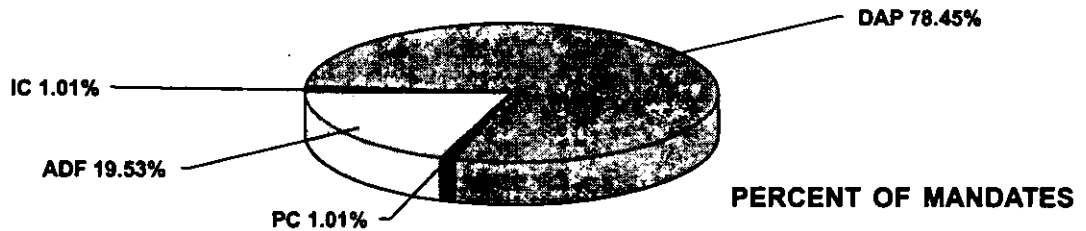
RESULTS OF THE ELECTIONS TO THE DISTRICT COUNCIL

PERCENT OF
MANDATES




No.	Name of party/ socio-political organization/ electoral bloc	Abbreviation	Number of votes	Percent of total	Mandates
1.	Alliance of Democratic Forces	ADF	6002	25.14	8
2.	Party of Communists	PC	1958	8.20	2
3.	Social-Democratic Party	SDP	0	0.00	0
4.	Socialist Party and "Unitate-Edinstvo" Movement	SPUEM	0	0.00	0
5.	Economic Revival Party	ERP	0	0.00	0
6.	National Youth League	NYL	0	0.00	0
7.	Women's Association	WA	0	0.00	0
8.	Democratic Agrarian Party	DAP	15912	66.66	21
9.	Independent Candidates	IC	0	0.00	0

RESULTS OF THE ELECTIONS TO CITY AND VILLAGE COUNCILS



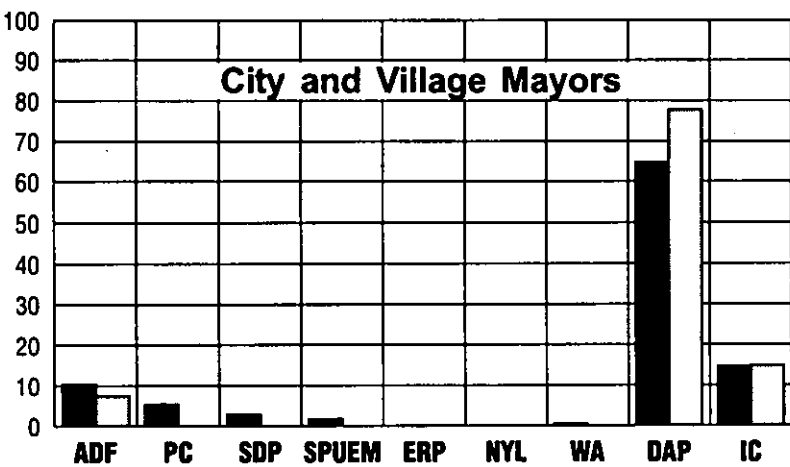
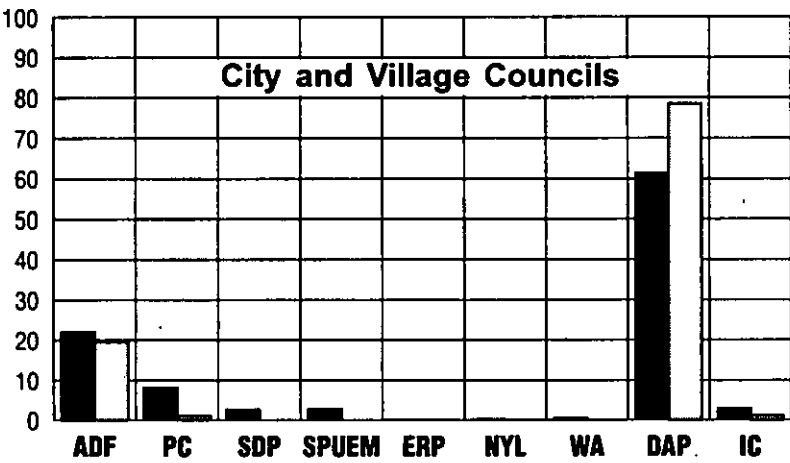
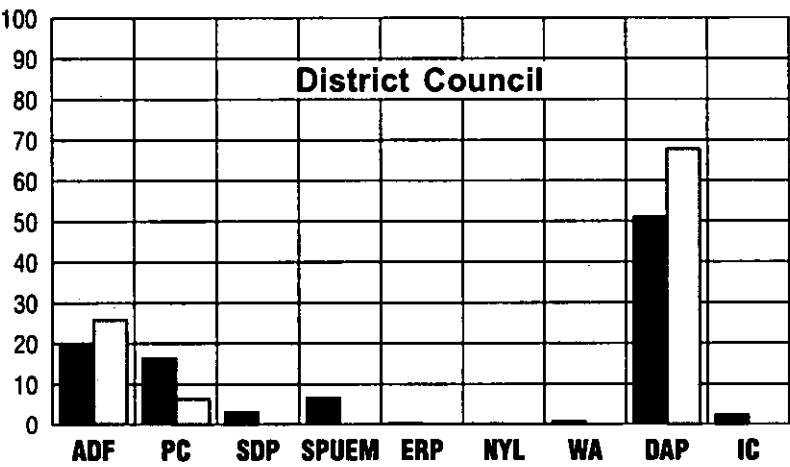
No.	Name of party/ socio-political organization/ electoral bloc	Abbrevia- tion	Number of votes	Percent of total	Man- dates
1.	Alliance of Democratic Forces	ADF	5371	22.72	58
2.	Party of Communists	PC	963	4.07	3
3.	Social-Democratic Party	SDP	0	0.00	0
4.	Socialist Party and "Unitate-Edinstvo" Movement	SPUEM	0	0.00	0
5.	Economic Revival Party	ERP	0	0.00	0
6.	National Youth League	NYL	0	0.00	0
7.	Women's Association	WA	0	0.00	0
8.	Democratic Agrarian Party	DAP	16783	70.99	233
9.	Independent Candidates	IC	524	2.22	3

RESULTS OF THE ELECTIONS OF CITY AND VILLAGE MAYORS



No.	Name of party/ socio-political organization/ electoral bloc	Abbrevia- tion	Number of votes	Percent of total	Man- dates
1.	Alliance of Democratic Forces	ADF	2983	12.62	2
2.	Party of Communists	PC	0	0.00	0
3.	Social-Democratic Party	SDP	0	0.00	0
4.	Socialist Party and "Unitate-Edinstvo" Movement	SPUEM	0	0.00	0
5.	Economic Revival Party	ERP	0	0.00	0
6.	National Youth League	NYL	0	0.00	0
7.	Women's Association	WA	0	0.00	0
8.	Democratic Agrarian Party	DAP	15451	65.37	21
9.	Independent Candidates	IC	5201	22.01	4


COMPARATIVE RESULTS OF THE ELECTIONS
BY DISTRICT AND ENTIRE REPUBLIC









■ Mandates republic
as a whole


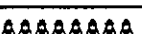

□ Mandates in given
district




VOTES ACCUMULATED AND MANDATES OBTAINED IN LOCALITIES

Locality name	CINEȘĂUȚI	RV	2385	Number of registered voters
		PRV	1783	Number of participating registered voters
		VVC	1540	Number of valid votes cast
ADF	0	0		
PC	0	0		
DAP	1540	13		Mayor
IC	0	0		Councilors
Abbreviation				
Number of votes				
Mandates				

REZINA			RV	9741
			PRV	5747
			VVC	5016
ADF	1510	6		
PC	963	3		
DAP	2543	10		
IC	0	0		

CINEȘĂUȚI			RV	2385
			PRV	1783
			VVC	1540
ADF	0	0		
PC	0	0		
DAP	1540	13		
IC	0	0		

BUȘĂUCA			RV	792
			PRV	598
			VVC	521
ADF	136	3		
PC	0	0		
DAP	385	8		
IC	0	0		

COGÂLNICENI			RV	387
			PRV	315
			VVC	236
ADF	41	1		
PC	0	0		
DAP	195	8		
IC	0	0		

CUIZĂUCA				RV	987
				PRV	774
				VVC	670
ADF	199	4	▲▲▲▲		
PC	0	0			
DAP	278	6	▲▲▲▲▲▲		
IC	193	1	▲		▲

IGNĂȚEI				RV	1885
				PRV	1657
				VVC	1554
ADF	367	2	▲▲		
PC	0	0			
DAP	1187	9	▲▲▲▲▲▲▲▲▲		▲
IC	0	0			

ECHIMĂUȚI				RV	1665
				PRV	1122
				VVC	953
ADF	260	3	▲▲▲		
PC	0	0			
DAP	693	8	▲▲▲▲▲▲▲▲		▲
IC	0	0			

LALOVA				RV	1060
				PRV	925
				VVC	858
ADF	395	5	▲▲▲▲▲		▲
PC	0	0			
DAP	463	6	▲▲▲▲▲▲		
IC	0	0			

GHIDULENI				RV	839
				PRV	774
				VVC	730
ADF	201	3	▲▲▲		
PC	0	0			
DAP	529	8	▲▲▲▲▲▲▲▲		▲
IC	0	0			

MATEUȚI				RV	1591
				PRV	1375
				VVC	1260
ADF	312	3	▲▲▲		
PC	0	0			
DAP	848	8	▲▲▲▲▲▲▲▲		▲
IC	100	0			




GORDINEȘTI				RV	824
				PRV	673
				VVC	613
ADF	399	6	▲▲▲▲▲▲		▲
PC	0	0			
DAP	214	5	▲▲▲▲▲		
IC	0	0			

MEȘENI				RV	587
				PRV	510
				VVC	411
ADF	0	0			
PC	0	0			
DAP	411	11	▲▲▲▲▲▲▲▲▲▲		▲
IC	0	0			

HORODIȘTE				RV	1085
				PRV	922
				VVC	764
ADF	0	0			
PC	0	0			
DAP	764	11	▲▲▲▲▲▲▲▲▲▲		▲
IC	0	0			

MINCENII DE JOS				RV	534
				PRV	493
				VVC	470
ADF	76	1	▲		
PC	0	0			
DAP	394	8	▲▲▲▲▲▲▲▲		▲
IC	0	0			

OTAC				RV	477
				PRV	344
				VVC	213
ADF	0	0			
PC	0	0			
DAP	213	9	000000000000		0
IC	0	0			




PĂPĂUȚI				RV	1554
				PRV	1186
				VVC	959
ADF	99	1			
PC	0	0			
DAP	860	10			
IC	0	0			



PECIȘTE				RV	1405
				PRV	817
				VVC	632
ADF	175	3	000		
PC	0	0			
DAP	457	8	00000000		0
IC	0	0			




SAHARNA NOUĂ				RV	1290
				PRV	981
				VVC	846
ADF	175	2	👤👤👤		
PC	0	0			
DAP	671	9	👤👤👤👤👤👤👤👤👤		👤
IC	0	0			



PERENI				RV	447
				PRV	394
				VVC	358
ADF	128	3	👤👤👤		
PC	0	0			
DAP	230	6	👤👤👤👤👤👤		👤
IC	0	0			

SOLNICENI						RV	829
						PRV	601
						VVC	472
ADF	0	0					
PC	0	0					
DAP	472	11					
IC	0	0					

PISCĂREȘTI				RV	333
				PRV	326
				VVC	312
ADF	88	2			
PC	0	0			
DAP	224	7			
IC	0	0			

SÂRCOVA				RV	1344
				PRV	865
				VVC	700
ADF	0	0			
PC	0	0			
DAP	700	11			
IC	0	0			

PRIPICENI- RĂZEȘI				RV	867
				PRV	837
				VVC	740
ADF	81	1			
PC	0	0			
DAP	659	10			
IC	0	0			

TARASOVA				RV	435
				PRV	295
				VVC	131
ADF	0	0			
PC	0	0			
DAP	131	9			
IC	0	0			

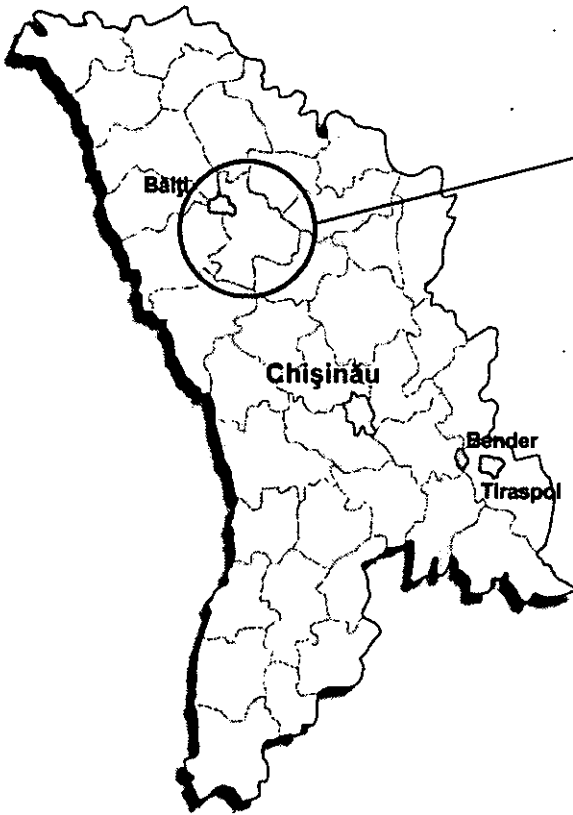
TRIFEȘTI				RV	631
				PRV	573
				VVC	499
ADF	146	3	⚐⚐⚐⚐		
PC	0	0			
DAP	256	7	⚐⚐⚐⚐⚐⚐⚐⚐⚐		
IC	97	1	⚐		⚐

ȚAREUCA				RV	2276
				PRV	1824
				VVC	1562
ADF	377	3	⚐⚐⚐⚐		
PC	0	0			
DAP	1051	9	⚐⚐⚐⚐⚐⚐⚐⚐⚐⚐⚐⚐⚐⚐⚐⚐		⚐
IC	134	1	⚐		

ZAHORENI				RV	949
				PRV	714
				VVC	621
ADF	206	3	⚐⚐⚐⚐		
PC	0	0			
DAP	415	8	⚐⚐⚐⚐⚐⚐⚐⚐⚐⚐⚐⚐⚐⚐⚐⚐		⚐
IC	0	0			

SÂNGEREI

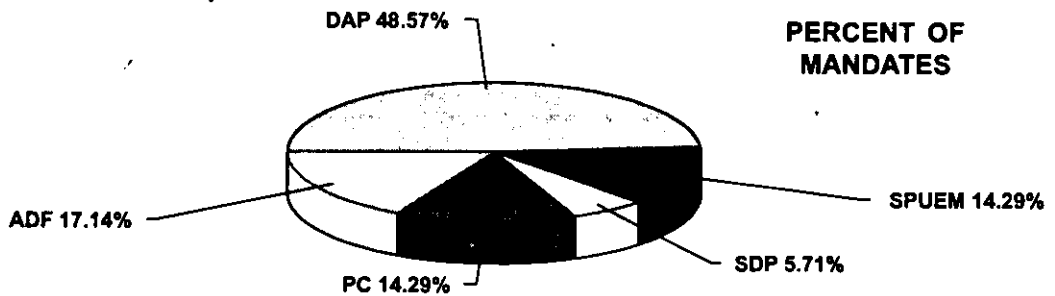
DISTRICT



- Surface area, sq.km. 1020
- Distance from capital, km108
- Number of registered voters60731
- Number of participating registered voters 43225
- Percent of participating registered voters71.17
- Number of valid votes cast 39063


3

RESULTS OF THE ELECTIONS TO THE DISTRICT COUNCIL



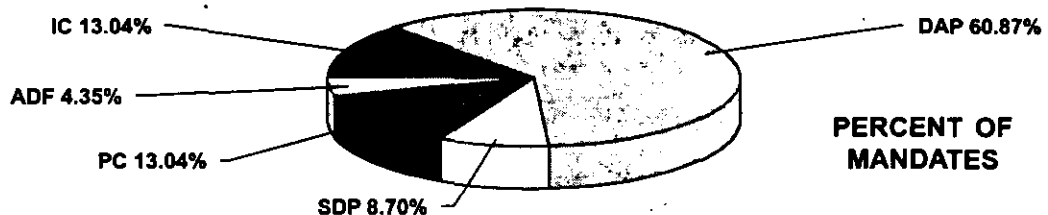
No.	Name of party/ socio-political organization/ electoral bloc	Abbreviation	Number of votes	Percent of total	Mandates
1.	Alliance of Democratic Forces	ADF	6288	16.10	6
2.	Party of Communists	PC	5730	14.67	5
3.	Social-Democratic Party	SDP	2175	5.57	2
4.	Socialist Party and "Unitate-Edinstvo" Movement	SPUEM	5538	14.18	5
5.	Economic Revival Party	ERP	0	0.00	0
6.	National Youth League	NYL	0	0.00	0
7.	Women's Association	WA	0	0.00	0
8.	Democratic Agrarian Party	DAP	17667	45.23	17
9.	Independent Candidates	IC	1665	4.26	0

RESULTS OF THE ELECTIONS TO CITY AND VILLAGE COUNCILS



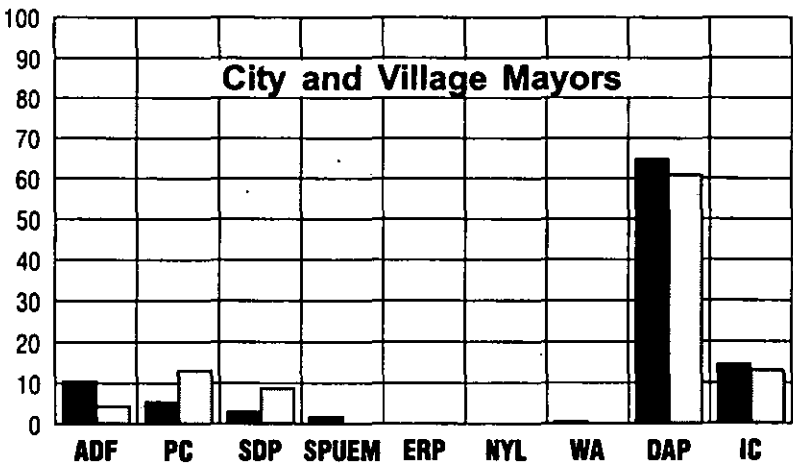
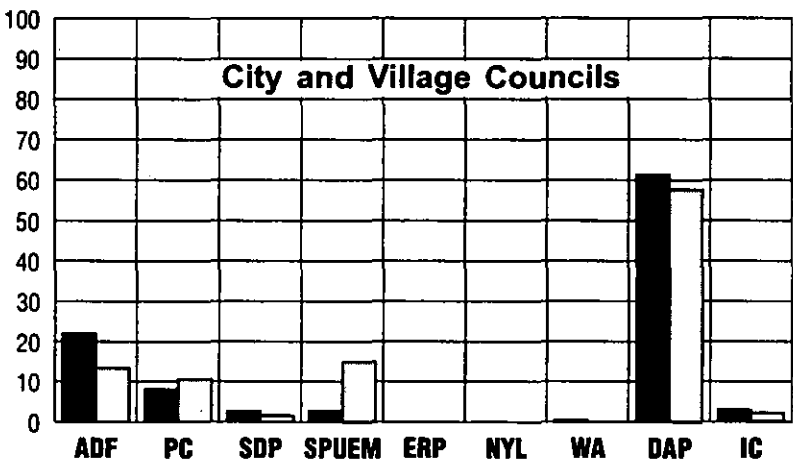
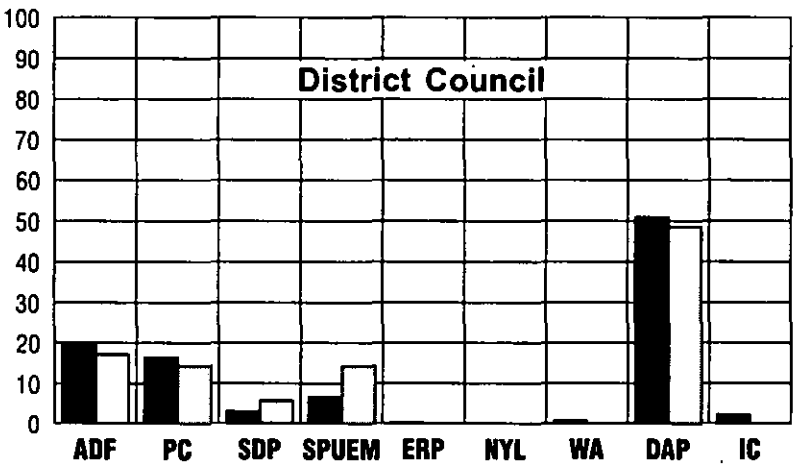
No.	Name of party/ socio-political organization/ electoral bloc	Abbrevia- tion	Number of votes	Percent of total	Man- dates
1.	Alliance of Democratic Forces	ADF	6098	15.57	43
2.	Party of Communists	PC	3259	8.32	34
3.	Social-Democratic Party	SDP	485	1.24	5
4.	Socialist Party and "Unitate-Edinstvo" Movement	SPUEM	6083	15.53	48
5.	Economic Revival Party	ERP	0	0.00	0
6.	National Youth League	NYL	0	0.00	0
7.	Women's Association	WA	0	0.00	0
8.	Democratic Agrarian Party	DAP	20542	52.44	186
9.	Independent Candidates	IC	2707	6.91	7

RESULTS OF THE ELECTIONS OF CITY AND VILLAGE MAYORS



No.	Name of party/ socio-political organization/ electoral bloc	Abbrevia- tion	Number of votes	Percent of total	Man- dates
1.	Alliance of Democratic Forces	ADF	3670	9.71	1
2.	Party of Communists	PC	2699	7.14	3
3.	Social-Democratic Party	SDP	1071	2.83	2
4.	Socialist Party and "Unitate-Edinstvo" Movement	SPUEM	4485	11.87	0
5.	Economic Revival Party	ERP	0	0.00	0
6.	National Youth League	NYL	0	0.00	0
7.	Women's Association	WA	0	0.00	0
8.	Democratic Agrarian Party	DAP	21088	55.79	14
9.	Independent Candidates	IC	4783	12.65	3

COMPARATIVE RESULTS OF THE ELECTIONS
BY DISTRICT AND ENTIRE REPUBLIC



■ Mandates republic
as a whole

□ Mandates in given
district

3

VOTES ACCUMULATED AND MANDATES OBTAINED IN LOCALITIES

Locality name	BILICENII VECHI				RV	2308	Number of registered voters
					PRV	1459	Number of participating registered voters
					VVC	1196	Number of valid votes cast
Abbreviation	ADF	433	5	888888			
	PC	0	0				
	SDP	0	0				
	SPUEM	0	0				
	DAP	763	8	88888888			Mayor
	IC	0	0				Councilors
Number of votes							
Mandates							

SÂNGEREI				RV	10359
				PRV	6012
				VVC	5636
ADF	1443	5	888888		
PC	466	1	888888		
SDP	0	0			
SPUEM	601	2	888888		
DAP	3126	11	888888888888		
IC	0	0			

ALEXANDRENI				RV	4418
				PRV	3208
				VVC	2745
ADF	0	0			
PC	0	0			
SDP	0	0			
SPUEM	1514	9	888888888888		
DAP	828	5	88888888		
IC	403	1	888888		

BIRUINȚA				RV	2606
				PRV	1480
				VVC	1366
ADF	0	0			
PC	0	0			
SDP	0	0			
SPUEM	564	8	888888888888		
DAP	265	3	888888		
IC	537	2	888888		

BILICENII NOI				RV	1484
				PRV	1256
				VVC	1140
ADF	454	4	888888		
PC	0	0			
SDP	0	0			
SPUEM	275	3	888888		
DAP	411	4	888888		
IC	0	0			

BILICENII VECHI				RV	2308
				PRV	1459
				VVC	1196
ADF	433	5	⚐⚐⚐⚐⚐⚐		
PC	0	0			
SDP	0	0			
SPUEM	0	0			
DAP	763	8	⚐⚐⚐⚐⚐⚐⚐⚐⚐		⚐
IC	0	0			

CIUCIUENI				RV	754
				PRV	648
				VVC	612
ADF	0	0			
PC	94	1	⚐		
SDP	0	0			
SPUEM	0	0			
DAP	518	10	⚐⚐⚐⚐⚐⚐⚐⚐⚐⚐⚐		⚐
IC	0	0			

BURSUCENI				RV	1133
				PRV	1008
				VVC	933
ADF	159	2	⚐⚐		
PC	0	0			
SDP	0	0			
SPUEM	0	0			
DAP	774	9	⚐⚐⚐⚐⚐⚐⚐⚐⚐⚐		⚐
IC	0	0			

COPĂCENI				RV	3457
				PRV	2994
				VVC	2904
ADF	1429	8	⚐⚐⚐⚐⚐⚐⚐⚐⚐⚐⚐		⚐
PC	132	0			
SDP	90	0			
SPUEM	800	5	⚐⚐⚐⚐⚐⚐		
DAP	453	2	⚐⚐		
IC	0	0			


BĂLĂȘEȘTI				RV	1090
				PRV	918
				VVC	822
ADF	496	7	⚐⚐⚐⚐⚐⚐⚐⚐		
PC	0	0			
SDP	0	0			⚐
SPUEM	0	0			
DAP	326	4	⚐⚐⚐⚐⚐		
IC	0	0			

COTIUJENII MICI				RV	1271
				PRV	1065
				VVC	901
ADF	0	0			
PC	0	0			
SDP	0	0			
SPUEM	0	0			
DAP	901	11	⚐⚐⚐⚐⚐⚐⚐⚐⚐⚐⚐⚐⚐		⚐
IC	0	0			

CHIȘCĂRENI				RV	4346
				PRV	3241
				VVC	2758
ADF	0	0			
PC	0	0			
SDP	0	0			
SPUEM	870	5	⚐⚐⚐⚐⚐⚐		
DAP	1888	10	⚐⚐⚐⚐⚐⚐⚐⚐⚐⚐⚐		⚐
IC	0	0			





COȘCODENI				RV	2189
				PRV	1633
				VVC	1268
ADF	435	4	⚐⚐⚐⚐⚐		
PC	0	0			
SDP	0	0			
SPUEM	0	0			
DAP	833	9	⚐⚐⚐⚐⚐⚐⚐⚐⚐⚐		⚐
IC	0	0			

CUBOLTA						RV	1556
						PRV	1042
						VVC	811
ADF	0	0					
PC	0	0					
SDP	0	0					
SPEUM	0	0					
DAP	811	11	XXXXXXXXXXXXXXXXXXXX				X
IC	0	0					

HECIUL NOU				RV	1793
				PRV	1338
				VVC	1157
ADF	0	0			
PC	0	0			
SDP	0	0			
SPUEM	0	0			
DAP	1157	11			
IC	0	0			

DOBROGEA VECHE				RV	1321
				PRV	1235
				VVC	1102
ADF	0	0			
PC	603	6	⚙⚙⚙⚙⚙⚙⚙		⚙
SDP	0	0			
SPUEM	0	0			
DAP	454	5	⚙⚙⚙⚙⚙⚙		
IC	45	0			

IZVOARE				RV	557
				PRV	528
				VVC	484
ADF	0	0			
PC	0	0			
SDP	0	0			
SPUEM	86	1	0		
DAP	362	8	0000000000		0
IC	36	0			

DRĂGĂNEȘTI				RV	2341
				PRV	1886
				VVC	1736
ADF	286	2			
PC	275	2			
SDP	0	0			
SPUEM	0	0			
DAP	1095	9			
IC	80	0			

IĂZĂRENII VECHI				RV	1187
				PRV	848
				VVC	754
ADF	58	0			
PC	302	5	⚐⚐⚐⚐⚐⚐		⚐
SDP	0	0			
SPUEM	0	0			
DAP	394	6	⚐⚐⚐⚐⚐⚐⚐		
IC	0	0			

DUMBRĂVIȚA				RV	1577
				PRV	1358
				VVC	1186
ADF	0	0			
PC	0	0			
SDP	395	5	⚠⚠⚠⚠⚠⚠		⚠
SPUEM	0	0			
DAP	412	5	⚠⚠⚠⚠⚠⚠		
IC	379	0			


MIHAILOVCA			RV	861
			PRV	807
			VVC	748
ADF	0	0		
PC	99	1	♂	
SDP	0	0		
SPUEM	493	8	♂♂♂♂♂♂♂♂	
DAP	156	2	♂♂	
IC	0	0		♂

PEPENI				RV	4264
				PRV	2912
				VVC	2671
ADF	831	6	⚙⚙⚙⚙⚙⚙⚙		
PC	0	0			
SDP	0	0			
SPUEM	350	2	⚙⚙		
DAP	869	6	⚙⚙⚙⚙⚙⚙⚙		
IC	621	1	⚙		⚙

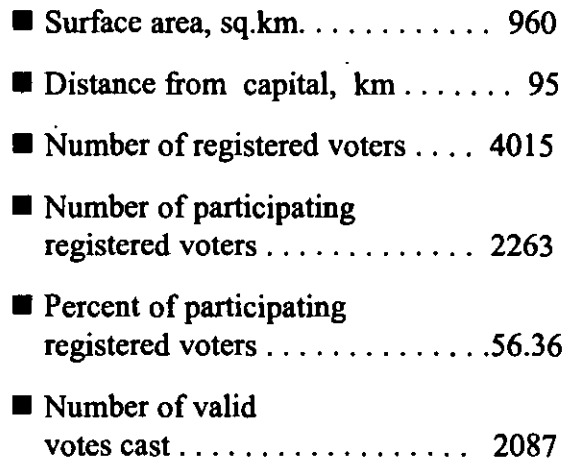
SÂNGEREII NOI				RV	2504
				PRV	2101
				VVC	1962
ADF	0	0			
PC	247	1	♂		
SDP	0	0			
SPUEM	416	3	♂♂♂		
DAP	1299	9	♂♂♂♂♂♂♂♂♂♂		♂
IC	0	0			

PREPELIȚA				RV	1843
				PRV	1100
				VVC	884
ADF	0	0			
PC	0	0			
SDP	0	0			
SPUEM	0	0			
DAP	278	10	oooooooooooooooo		o
IC	606	3	ooo		




TĂURA VECHE				RV	647
				PRV	607
				VVC	550
ADF	0	0			
PC	265	6	00000000		
SDP	0	0			
SPUEM	114	2	000		
DAP	171	3	0000		
IC	0	0			0

RĂDOAIA				RV	3263
				PRV	2319
				VVC	2072
ADF	74	0			
PC	0	0			
SDP	0	0			
SPUEM	0	0			
DAP	1998	15			
IC	0	0			

TAMBULA				RV	1013
				PRV	894
				VVC	776
ADF	0	0			
PC	776	11	AAAAAAAAAAAAAAAA		A
SDP	0	0			
SPUEM	0	0			
DAP	0	0			
IC	0	0			

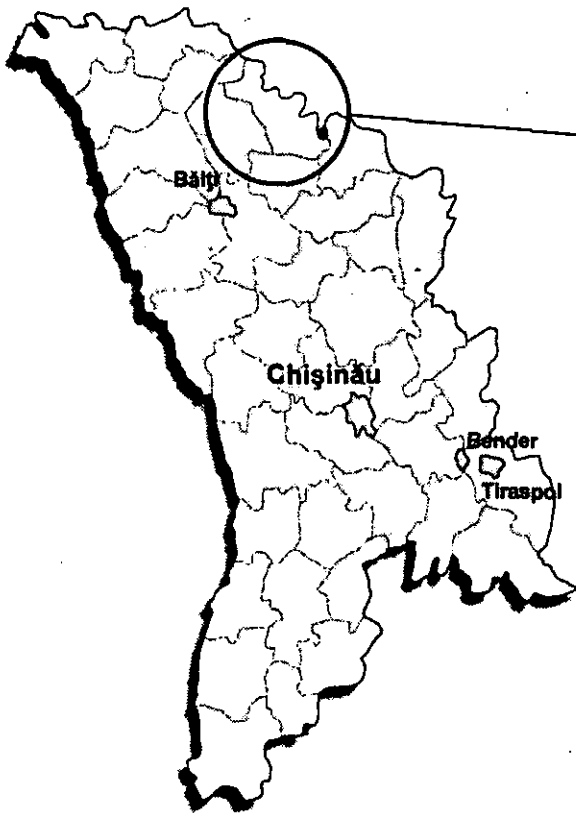


3

COPANCA				RV	4015
				PRV	2263
				VVC	2087
ADF	144	1			
DAP	1870	14			
IC	73	0			

3

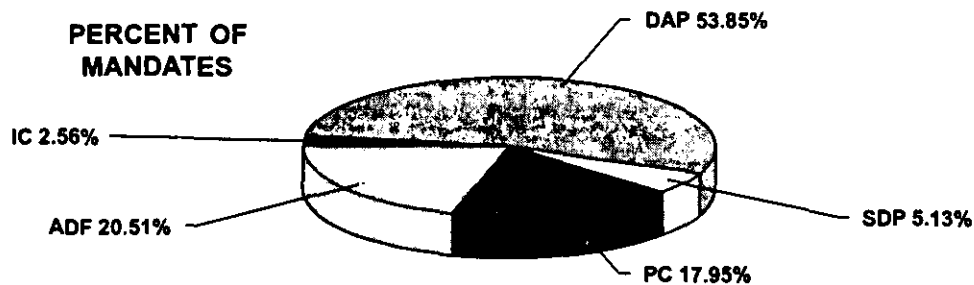
SOROCA DISTRICT



- Surface area, sq.km. 870
- Distance from capital, km160
- Number of registered voters 64081
- Number of participating registered voters 44919
- Percent of participating registered voters70.10
- Number of valid votes cast 40341

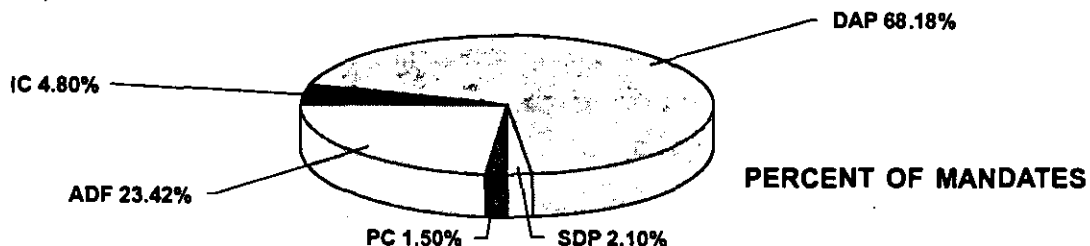
3

RESULTS OF THE ELECTIONS TO THE DISTRICT COUNCIL



No.	Name of party/ socio-political organization/ electoral bloc	Abbrevia- tion	Number of votes	Percent of total	Man- dates
1.	Alliance of Democratic Forces	ADF	7888	19.55	8
2.	Party of Communists	PC	6624	16.42	7
3.	Social-Democratic Party	SDP	1954	4.84	2
4.	Socialist Party and "Unitate-Edinstvo" Movement	SPUEM	0	0.00	0
5.	Economic Revival Party	ERP	0	0.00	0
6.	National Youth League	NYL	0	0.00	0
7.	Women's Association	WA	0	0.00	0
8.	Democratic Agrarian Party	DAP	19435	48.18	21
9.	Independent Candidates	IC	4440	11.01	1

RESULTS OF THE ELECTIONS TO CITY AND VILLAGE COUNCILS



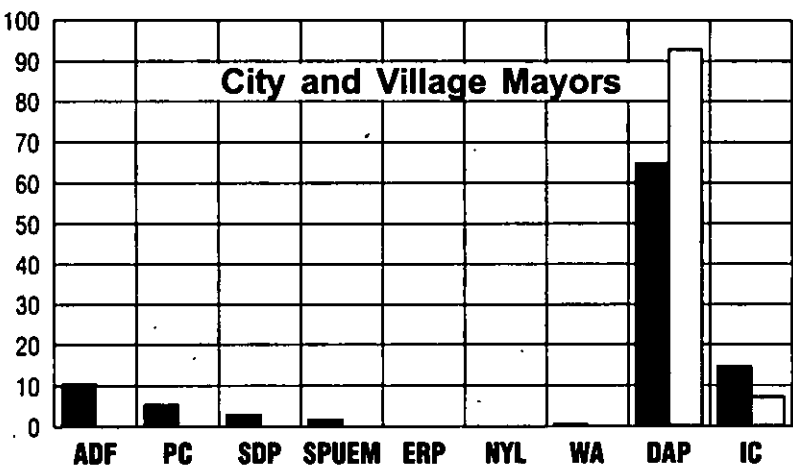
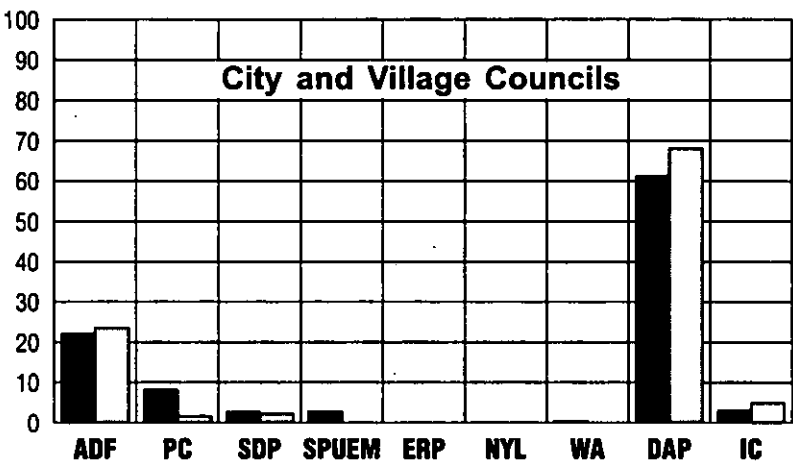
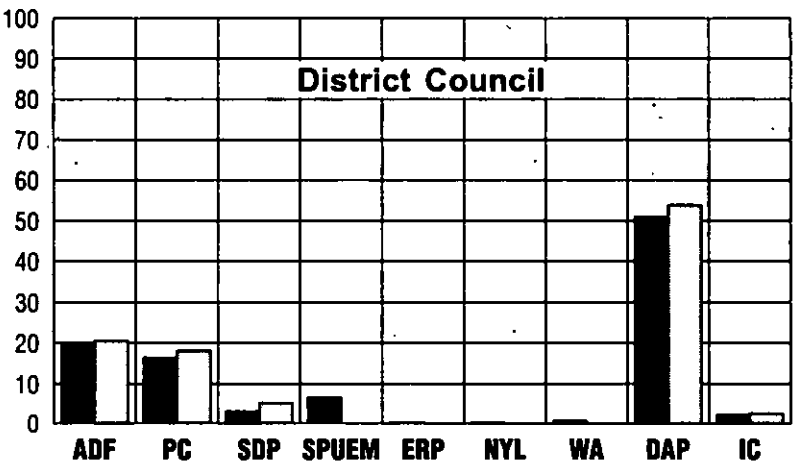
No.	Name of party/ socio-political organization/ electoral bloc	Abbrevia- tion	Number of votes	Percent of total	Man- dates
1.	Alliance of Democratic Forces	ADF	7150	23.03	78
2.	Party of Communists	PC	494	1.59	5
3.	Social-Democratic Party	SDP	762	2.45	7
4.	Socialist Party and "Unitate-Edinstvo" Movement	SPUEM	0	0.00	0
5.	Economic Revival Party	ERP	0	0.00	0
6.	National Youth League	NYL	0	0.00	0
7.	Women's Association	WA	0	0.00	0
8.	Democratic Agrarian Party	DAP	20126	64.82	227
9.	Independent Candidates	IC	2515	8.10	16

RESULTS OF THE ELECTIONS OF CITY AND VILLAGE MAYORS



No.	Name of party/ socio-political organization/ electoral bloc	Abbrevia- tion	Number of votes	Percent of total	Man- dates
1.	Alliance of Democratic Forces	ADF	4979	16.19	0
2.	Party of Communists	PC	41	0.13	0
3.	Social-Democratic Party	SDP	487	1.58	0
4.	Socialist Party and "Unitate-Edinstvo" Movement	SPUEM	0	0.00	0
5.	Economic Revival Party	ERP	0	0.00	0
6.	National Youth League	NYL	0	0.00	0
7.	Women's Association	WA	0	0.00	0
8.	Democratic Agrarian Party	DAP	20637	67.09	26
9.	Independent Candidates	IC	4616	15.01	2

COMPARATIVE RESULTS OF THE ÉLECTIONS BY DISTRICT AND ENTIRE REPUBLIC



■ Mandates republic as a whole □ Mandates in given district

3

VOTES ACCUMULATED AND MANDATES OBTAINED IN LOCALITIES

Locality name	BULBOCI			RV	1802	Number of registered voters	
				PRV	1439		Number of participating registered voters
				VVC	1309		
	ADF	236	2	♂♂		Number of valid votes cast	
PC	0	0					
SDP	0	0					
DAP	823	8	♂♂♂♂♂♂♂♂	♂	Mayor		
IC	250	1	♂			Councilors	
Abbreviation							
Number of votes							
Mandates							

SOROCA		RV	21882
		PRV	4132
		VVC	3832
ADF	0	0	
PC	0	0	
SDP	0	0	
DAP	0	0	
IC	0	0	

BĂDICENI		RV	2202
		PRV	2011
		VVC	1683
ADF	606	5	♂♂♂♂♂
PC	0	0	
SDP	0	0	
DAP	1077	8	♂♂♂♂♂♂♂♂
IC	0	0	♂

BULBOCI		RV	1802
		PRV	1439
		VVC	1309
ADF	236	2	♂♂
PC	0	0	
SDP	0	0	
DAP	823	8	♂♂♂♂♂♂♂♂
IC	250	1	♂

BĂXANI		RV	851
		PRV	794
		VVC	744
ADF	277	4	♂♂♂♂
PC	0	0	
SDP	0	0	
DAP	467	7	♂♂♂♂♂♂♂
IC	0	0	

COSĂUȚI				RV	2567
				PRV	1915
				VVC	1698
ADF	476	3	▲▲▲▲		
PC	0	0			
SDP	0	0			
DAP	1222	10	▲▲▲▲▲▲▲▲▲▲	▲	
IC	0	0			

EGORENI				RV	685
				PRV	628
				VVC	595
ADF	206	4	▲▲▲▲		
PC	0	0			
SDP	0	0			
DAP	389	7	▲▲▲▲▲▲▲	▲	
IC	0	0			

CREMENCIUG				RV	1382
				PRV	1307
				VVC	1149
ADF	0	0			
PC	0	0			
SDP	0	0			
DAP	1149	11	▲▲▲▲▲▲▲▲▲▲	▲	
IC	0	0			

HOLOȘNIȚA				RV	1267
				PRV	948
				VVC	756
ADF	304	4	▲▲▲▲		
PC	0	0			
SDP	0	0			
DAP	452	7	▲▲▲▲▲▲▲		
IC	0	0			

CĂINARII VECI				RV	2789
				PRV	2295
				VVC	1895
ADF	469	3	▲▲▲		
PC	0	0			
SDP	312	2	▲▲		
DAP	613	5	▲▲▲▲▲	▲	
IC	501	3	▲▲▲		

HRISTICI				RV	971
				PRV	663
				VVC	567
ADF	122	2	▲▲		
PC	0	0			
SDP	0	0			
DAP	445	9	▲▲▲▲▲▲▲▲▲	▲	
IC	0	0			

DUBNA				RV	731
				PRV	712
				VVC	636
ADF	113	2	▲▲		
PC	0	0			
SDP	0	0			
DAP	523	9	▲▲▲▲▲▲▲▲▲	▲	
IC	0	0			

IAROVA				RV	987
				PRV	952
				VVC	841
ADF	0	0			
PC	0	0			
SDP	0	0			
DAP	841	11	▲▲▲▲▲▲▲▲▲▲	▲	
IC	0	0			

DĂRCĂUȚI				RV	1431
				PRV	1152
				VVC	1015
ADF	249	3	▲▲▲		
PC	0	0			
SDP	0	0			
DAP	474	7	▲▲▲▲▲▲▲	▲	
IC	292	3	▲▲▲		

OCOLINA				RV	1486
				PRV	1327
				VVC	1108
ADF	293	3	▲▲▲		
PC	0	0			
SDP	0	0			
DAP	815	8	▲▲▲▲▲▲▲	▲	
IC	0	0			

PARCANI				RV	843
				PRV	719
				VVC	556
ADF	202	4	⚐⚐⚐⚐		
PC	0	0			
SDP	0	0			
DAP	354	7	⚐⚐⚐⚐⚐⚐⚐⚐		⚐
IC	0	0			

PÂRLIȚA				RV	688
				PRV	651
				VVC	601
ADF	242	4	⚐⚐⚐⚐		
PC	0	0			
SDP	0	0			
DAP	359	7	⚐⚐⚐⚐⚐⚐⚐⚐		⚐
IC	0	0			

RACOVĂȚ				RV	2662
				PRV	1705
				VVC	1448
ADF	235	3	⚐⚐⚐		
PC	0	0			
SDP	0	0			
DAP	191	3	⚐⚐⚐		⚐
IC	1022	7	⚐⚐⚐⚐⚐⚐⚐⚐		

REDI-CEREȘNOVĂȚ				RV	877
				PRV	741
				VVC	674
ADF	330	5	⚐⚐⚐⚐⚐		
PC	0	0			
SDP	0	0			
DAP	344	6	⚐⚐⚐⚐⚐⚐⚐		⚐
IC	0	0			

REGINA MARIA				RV	515
				PRV	509
				VVC	477
ADF	117	2	⚐⚐		
PC	0	0			
SDP	0	0			
DAP	360	7	⚐⚐⚐⚐⚐⚐⚐⚐		⚐
IC	0	0			

RUBLENIȚA				RV	2494
				PRV	1827
				VVC	1644
ADF	292	2	⚐⚐		
PC	445	5	⚐⚐⚐⚐⚐⚐		
SDP	0	0			
DAP	642	5	⚐⚐⚐⚐⚐⚐		⚐
IC	265	1	⚐		

SCHINENI				RV	1045
				PRV	1005
				VVC	970
ADF	149	1	⚐		
PC	0	0			
SDP	0	0			
DAP	821	10	⚐⚐⚐⚐⚐⚐⚐⚐⚐⚐⚐⚐		⚐
IC	0	0			

SLOBOZIA-CREMENE				RV	2883
				PRV	2648
				VVC	2366
ADF	594	3	⚐⚐⚐		
PC	0	0			
SDP	0	0			
DAP	1772	10	⚐⚐⚐⚐⚐⚐⚐⚐⚐⚐⚐⚐		⚐
IC	0	0			

STOICANI				RV	1276
				PRV	1172
				VVC	1097
ADF	82	1	⚐		
PC	49	0			
SDP	242	2	⚐⚐		
DAP	724	8	⚐⚐⚐⚐⚐⚐⚐⚐⚐		⚐
IC	0	0			

VASILCĂU				RV	2855
				PRV	2286
				VVC	2216
ADF	237	1	⚐		
PC	0	0			
SDP	0	0			
DAP	1979	12	⚐⚐⚐⚐⚐⚐⚐⚐⚐⚐⚐⚐⚐⚐⚐		⚐
IC	0	0			

VOLOAVE				RV	749
				PRV	605
				VVC	535
ADF	201	4	⚐⚐⚐⚐⚐		
PC	0	0			
SDP	0	0			
DAP	334	7	⚐⚐⚐⚐⚐⚐⚐⚐		⚐
IC	0	0			

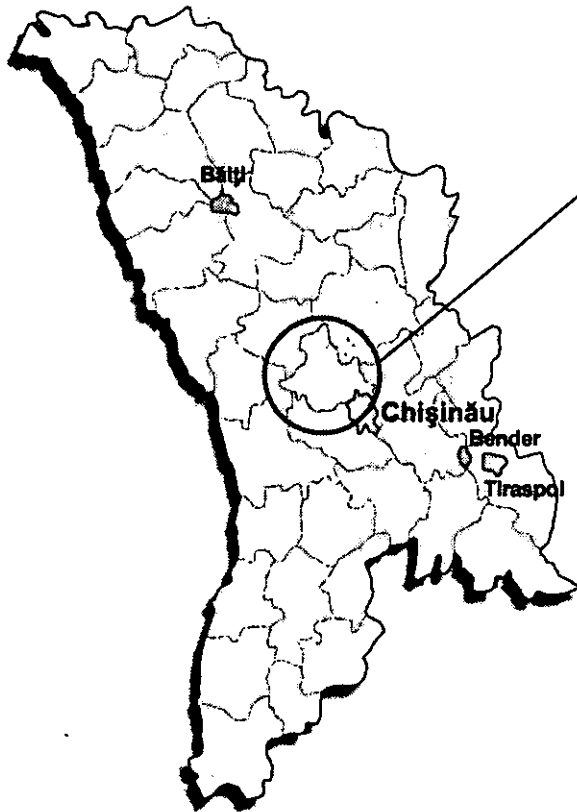
ZASTÂNCA				RV	1571
				PRV	1015
				VVC	957
ADF	226	3	⚐⚐⚐		
PC	0	0			
SDP	0	0			
DAP	546	7	⚐⚐⚐⚐⚐⚐⚐⚐		⚐
IC	185	1	⚐		

VOLOVIȚA				RV	1214
				PRV	903
				VVC	784
ADF	344	5	⚐⚐⚐⚐⚐⚐		
PC	0	0			
SDP	0	0			
DAP	440	6	⚐⚐⚐⚐⚐⚐⚐		
IC	0	0			⚐

ȘEPTELICI				RV	859
				PRV	765
				VVC	717
ADF	0	0			
PC	0	0			
SDP	208	3	⚐⚐⚐		
DAP	509	8	⚐⚐⚐⚐⚐⚐⚐⚐⚐		⚐
IC	0	0			

VĂDENI				RV	2004
				PRV	1601
				VVC	1266
ADF	379	3	⚐⚐⚐		
PC	0	0			
SDP	0	0			
DAP	887	8	⚐⚐⚐⚐⚐⚐⚐⚐⚐		⚐
IC	0	0			

ȘOLCANI				RV	1078
				PRV	838
				VVC	743
ADF	169	2	⚐⚐		
PC	0	0			
SDP	0	0			
DAP	574	9	⚐⚐⚐⚐⚐⚐⚐⚐⚐⚐		⚐
IC	0	0			



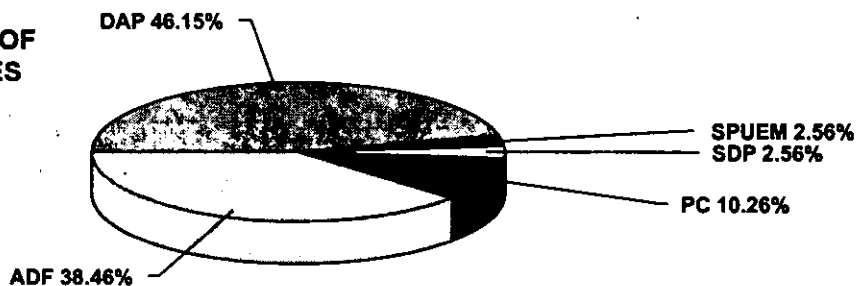
STRĂȘENI DISTRICT

- Surface area, sq.km. 800
- Distance from capital, km 23
- Number of registered voters 63522
- Number of participating registered voters 36977
- Percent of participating registered voters 58.21
- Number of valid votes cast 31069

3


RESULTS OF THE ELECTIONS TO THE DISTRICT COUNCIL

PERCENT OF
MANDATES



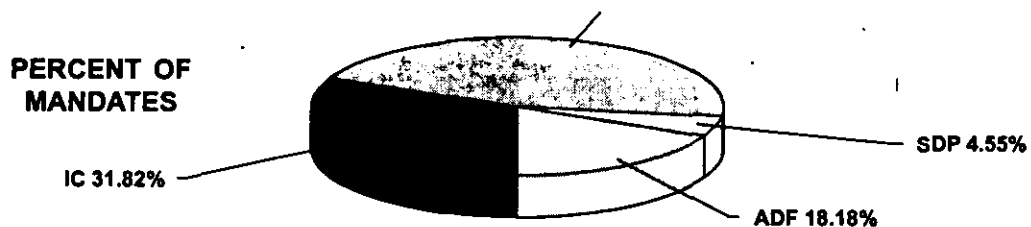
No.	Name of party/ socio-political organization/ electoral bloc	Abbrevia- tion	Number of votes	Percent of total	Man- dates
1.	Alliance of Democratic Forces	ADF	11066	35.62	15
2.	Party of Communists	PC	3229	10.39	4
3.	Social-Democratic Party	SDP	1178	3.79	1
4.	Socialist Party and "Unitate-Edinstvo" Movement	SPUEM	1398	4.50	1
5.	Economic Revival Party	ERP	0	0.00	0
6.	National Youth League	NYL	0	0.00	0
7.	Women's Association	WA	0	0.00	0
8.	Democratic Agrarian Party	DAP	12983	41.79	18
9.	Independent Candidates	IC	1215	3.91	0

RESULTS OF THE ELECTIONS TO CITY AND VILLAGE COUNCILS



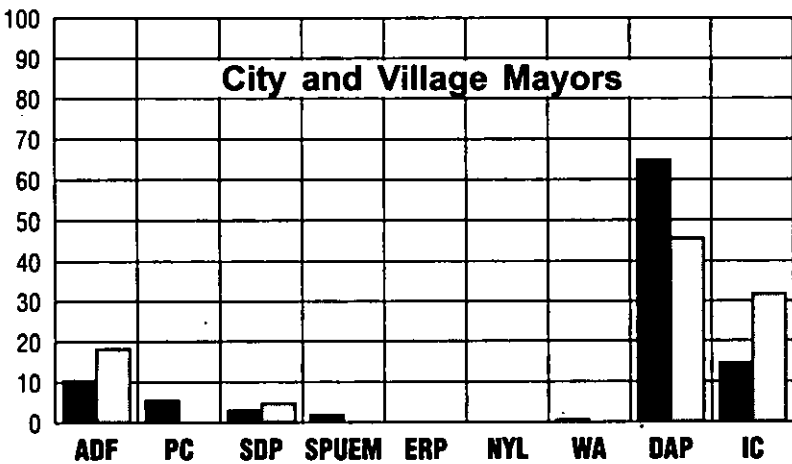
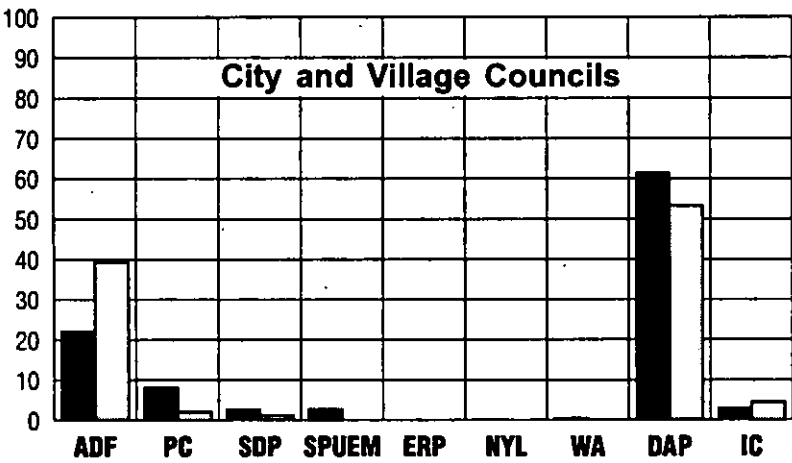
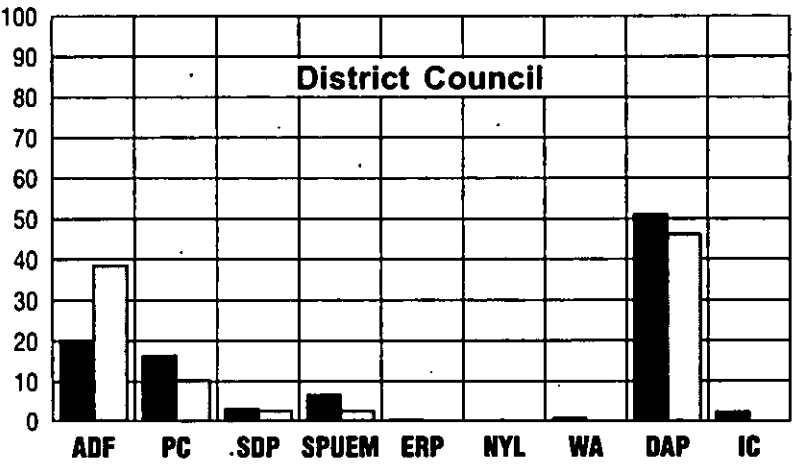
No.	Name of party/ socio-political organization/ electoral bloc	Abbrevia- tion	Number of votes	Percent of total	Man- dates
1.	Alliance of Democratic Forces	ADF	10787	36.85	115
2.	Party of Communists	PC	1535	5.24	6
3.	Social-Democratic Party	SDP	433	1.48	3
4.	Socialist Party and "Unitate-Edinstvo" Movement	SPUEM	0	0.00	0
5.	Economic Revival Party	ERP	0	0.00	0
6.	National Youth League	NYL	0	0.00	0
7.	Women's Association	WA	0	0.00	0
8.	Democratic Agrarian Party	DAP	12925	44.15	156
9.	Independent Candidates	IC	3596	12.28	13

RESULTS OF THE ELECTIONS OF CITY AND VILLAGE MAYORS



No.	Name of party/ socio-political organization/ electoral bloc	Abbrevia- tion	Number of votes	Percent of total	Man- dates
1.	Alliance of Democratic Forces	ADF	7978	26.39	4
2.	Party of Communists	PC	0	0.00	0
3.	Social-Democratic Party	SDP	659	2.18	1
4.	Socialist Party and "Unitate-Edinstvo" Movement	SPUEM	0	0.00	0
5.	Economic Revival Party	ERP	0	0.00	0
6.	National Youth League	NYL	0	0.00	0
7.	Women's Association	WA	0	0.00	0
8.	Democratic Agrarian Party	DAP	12364	40.89	10
9.	Independent Candidates	IC	9235	30.54	7

COMPARATIVE RESULTS OF THE ELECTIONS BY DISTRICT AND ENTIRE REPUBLIC



■ Mandates republic as a whole □ Mandates in given district

3

VOTES ACCUMULATED AND MANDATES OBTAINED IN LOCALITIES

Locality name	BUCOVĂȚ				RV	967	Number of registered voters
					PRV	629	
Abbreviation	ADF	84	2	♂♂	VVC	483	Number of participating registered voters
Number of votes	PC	0	0				Number of valid votes cast
	SDP	0	0				
Mandates	DAP	173	6	♂♂♂♂♂♂			Mayor
	IC	226	3	♂♂♂		♂	
							Councilors

STRĂȘENI				RV	13187
				PRV	6766
				VVC	6162
ADF	2048	10	♂♂♂♂♂♂♂♂♂♂		
PC	1014	4	♂♂♂♂		
SDP	204	1	♂		
DAP	888	4	♂♂♂♂		
IC	2008	2	♂♂		♂

CHIRIANCA				RV	719
				PRV	621
				VVC	569
ADF	306	6	♂♂♂♂♂♂		♂
PC	0	0			
SDP	0	0			
DAP	263	5	♂♂♂♂♂		
IC	0	0			

BUCOVĂȚ				RV	967
				PRV	629
				VVC	483
ADF	84	2	♂♂		
PC	0	0			
SDP	0	0			
DAP	173	6	♂♂♂♂♂♂		
IC	226	3	♂♂♂		♂

CODREANCA				RV	2017
				PRV	1348
				VVC	1248
ADF	834	9	♂♂♂♂♂♂♂♂♂		♂
PC	0	0			
SDP	0	0			
DAP	396	4	♂♂♂♂		
IC	18	0			

RECEA				RV	2091
				PRV	1108
				VVC	941
ADF	249	3	⚐⚐⚐⚐		
PC	0	0			
SDP	0	0			
DAP	625	9	⚐⚐⚐⚐⚐⚐⚐⚐⚐⚐⚐		⚐
IC	67	1	⚐		

TRUȘENI				RV	5301
				PRV	801
				VVC	710
ADF	307	0			
PC	63	0			
SDP	69	0			
DAP	137	0			
IC	134	0			

ROȘCANI				RV	992
				PRV	535
				VVC	444
ADF	99	4	⚐⚐⚐⚐⚐		
PC	0	0			
SDP	0	0			
DAP	128	6	⚐⚐⚐⚐⚐⚐⚐		
IC	217	1	⚐		⚐

TĂTĂREȘTI				RV	1050
				PRV	742
				VVC	604
ADF	340	6	⚐⚐⚐⚐⚐⚐⚐⚐		⚐
PC	0	0			
SDP	0	0			
DAP	264	5	⚐⚐⚐⚐⚐⚐		
IC	0	0			

RĂDENI				RV	2946
				PRV	2180
				VVC	1911
ADF	469	3	⚐⚐⚐⚐		
PC	0	0			
SDP	0	0			
DAP	1442	12	⚐⚐⚐⚐⚐⚐⚐⚐⚐⚐⚐⚐⚐⚐⚐		⚐
IC	0	0			

VOINOVA				RV	1110
				PRV	827
				VVC	711
ADF	177	3	⚐⚐⚐⚐		
PC	0	0			
SDP	0	0			
DAP	534	8	⚐⚐⚐⚐⚐⚐⚐⚐⚐		⚐
IC	0	0			

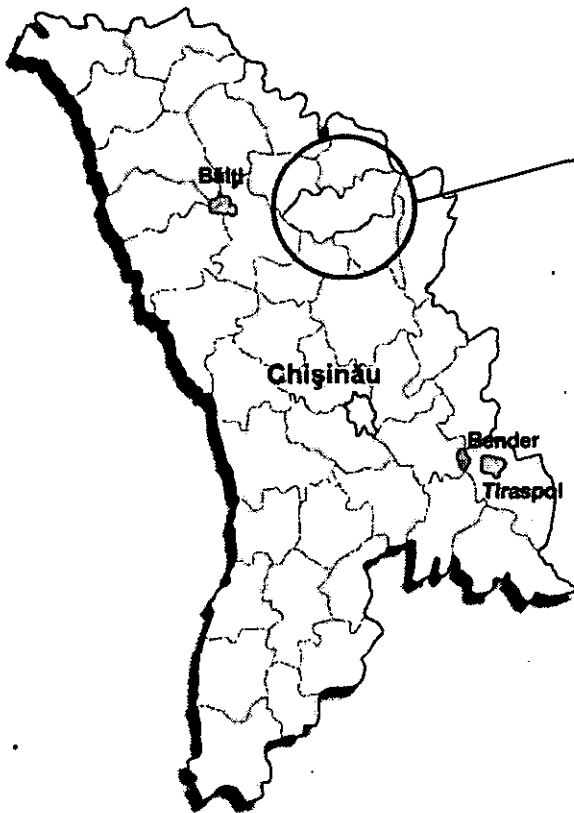
SCORENI				RV	2672
				PRV	1457
				VVC	1202
ADF	377	4	⚐⚐⚐⚐⚐		
PC	0	0			
SDP	0	0			
DAP	825	9	⚐⚐⚐⚐⚐⚐⚐⚐⚐⚐⚐		⚐
IC	0	0			

VORNICENI				RV	3388
				PRV	2506
				VVC	2268
ADF	842	7	⚐⚐⚐⚐⚐⚐⚐⚐		
PC	177	1	⚐		
SDP	0	0			
DAP	811	6	⚐⚐⚐⚐⚐⚐⚐		
IC	438	1	⚐		⚐

SIREȘTI				RV	3334
				PRV	1748
				VVC	1440
ADF	715	7	⚐⚐⚐⚐⚐⚐⚐⚐		
PC	0	0			
SDP	0	0			
DAP	725	8	⚐⚐⚐⚐⚐⚐⚐⚐		
IC	0	0			

ZUBREȘTI				RV	2277
				PRV	1674
				VVC	1402
ADF	0	0			
PC	0	0			
SDP	0	0			
DAP	1402	13	⚐⚐⚐⚐⚐⚐⚐⚐⚐⚐⚐⚐⚐⚐⚐		⚐
IC	0	0			

ȚIGĂNEȘTI			RV	923
			PRV	487
			VVC	395
ADF	141	6	00000000	
PC	0	0		
SDP	0	0		
DAP	254	5	00000000	
IC	0	0		0



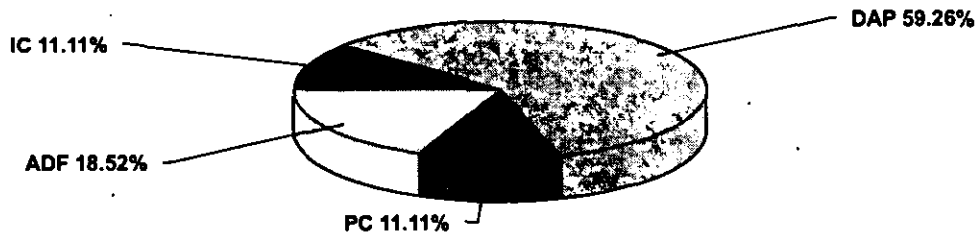
ȘOLDĂNEȘTI DISTRICT

- Surface area, sq.km. 520
- Distance from capital, km 118
- Number of registered voters 32890
- Number of participating registered voters 25337
- Percent of participating registered voters 77.04
- Number of valid votes cast 22575

3


RESULTS OF THE ELECTIONS TO THE DISTRICT COUNCIL

PERCENT OF MANDATES




No.	Name of party/ socio-political organization/ electoral bloc	Abbrevia- tion	Number of votes	Percent of total	Man- dates
1.	Alliance of Democratic Forces	ADF	3976	17.61	5
2.	Party of Communists	PC	2915	12.91	3
3.	Social-Democratic Party	SDP	353	1.56	0
4.	Socialist Party and "Unitate-Edinstvo" Movement	SPUEM	0	0.00	0
5.	Economic Revival Party	ERP	0	0.00	0
6.	National Youth League	NYL	0	0.00	0
7.	Women's Association	WA	0	0.00	0
8.	Democratic Agrarian Party	DAP	12155	53.84	16
9.	Independent Candidates	IC	3176	14.07	3

RESULTS OF THE ELECTIONS TO CITY AND VILLAGE COUNCILS



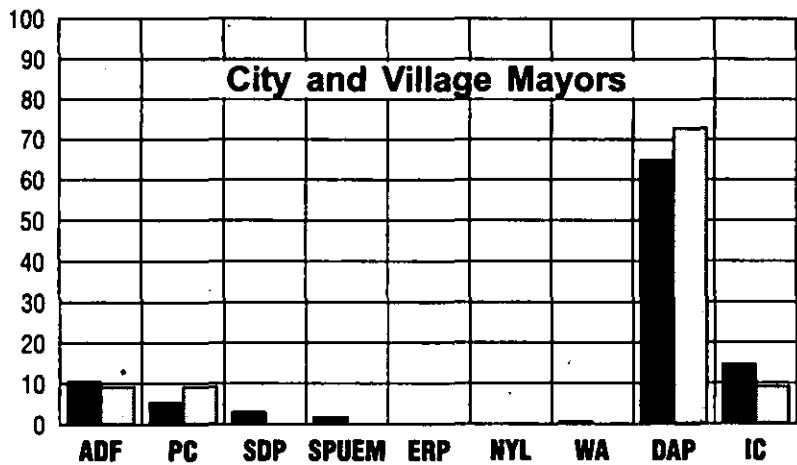
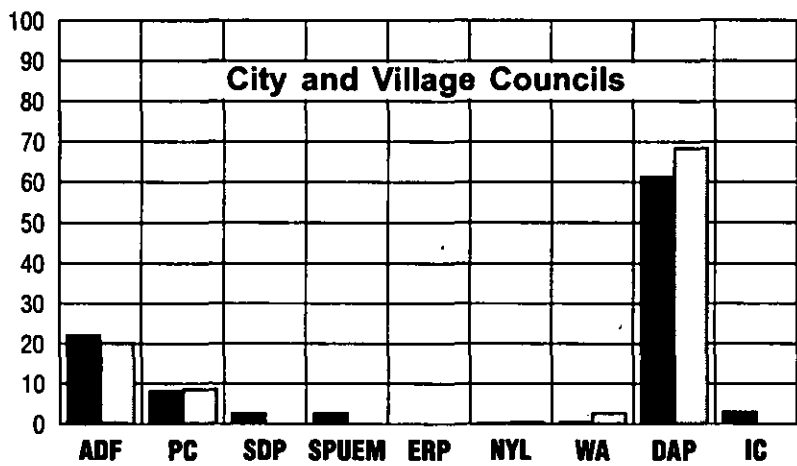
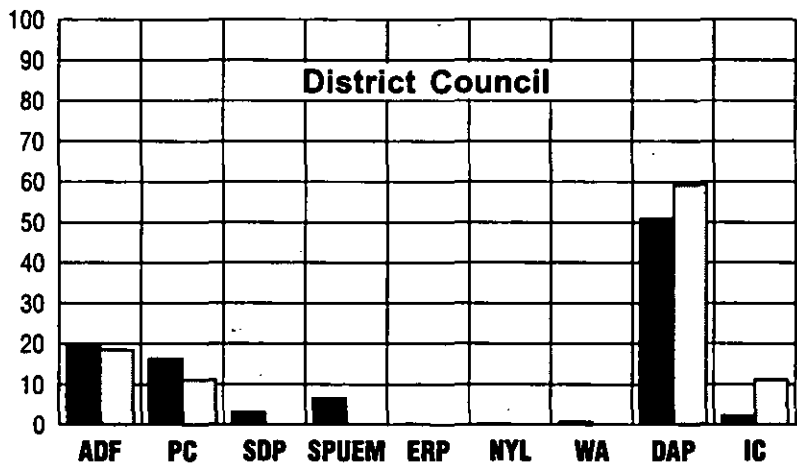
No.	Name of party/ socio-political organization/ electoral bloc	Abbreviation	Number of votes	Percent of total	Mandates
1.	Alliance of Democratic Forces	ADF	4772	21.14	52
2.	Party of Communists	PC	2009	8.90	22
3.	Social-Democratic Party	SDP	0	0.00	0
4.	Socialist Party and "Unitate-Edinstvo" Movement	SPUEM	0	0.00	0
5.	Economic Revival Party	ERP	0	0.00	0
6.	National Youth League	NYL	105	0.47	1
7.	Women's Association	WA	715	3.17	7
8.	Democratic Agrarian Party	DAP	14969	66.32	177
9.	Independent Candidates	IC	0	0.00	0

RESULTS OF THE ELECTIONS OF CITY AND VILLAGE MAYORS



No.	Name of party/ socio-political organization/ electoral bloc	Abbreviation	Number of votes	Percent of total	Mandates
1.	Alliance of Democratic Forces	ADF	2888	13.55	2
2.	Party of Communists	PC	1088	5.11	2
3.	Social-Democratic Party	SDP	0	0.00	0
4.	Socialist Party and "Unitate-Edinstvo" Movement	SPUEM	0	0.00	0
5.	Economic Revival Party	ERP	0	0.00	0
6.	National Youth League	NYL	0	0.00	0
7.	Women's Association	WA	773	3.63	0
8.	Democratic Agrarian Party	DAP	13342	62.60	16
9.	Independent Candidates	IC	3221	15.11	2

COMPARATIVE RESULTS OF THE ELECTIONS
BY DISTRICT AND ENTIRE REPUBLIC



■ Mandates republic as a whole □ Mandates in given district

3

VOTES ACCUMULATED AND MANDATES OBTAINED IN LOCALITIES

Locality name

Number of registered voters

Number of participating registered voters

Number of valid votes cast

Mayor

Councilors

Abbreviation

Number of votes

Mandates

CHIPEȘCA				RV	1219
				PRV	862
				VVC	795
ADF	231	3	▲▲▲		
PC	0	0			
NYL	105	1	▲		
WA	0	0			
DAP	459	7	▲▲▲▲▲▲▲	▲	
IC	0	0			

ȘOLDĂNEȘTI				RV	5116
				PRV	2970
				VVC	2678
ADF	523	3	▲▲▲		
PC	707	4	▲▲▲▲		
NYL	0	0			
WA	0	0			
DAP	1448	10	▲▲▲▲▲▲▲▲▲▲	▲	
IC	0	0			

CHIPEȘCA				RV	1219
				PRV	862
				VVC	795
ADF	231	3	▲▲▲		
PC	0	0			
NYL	105	1	▲		
WA	0	0			
DAP	459	7	▲▲▲▲▲▲▲	▲	
IC	0	0			

ALCEDAR				RV	1255
				PRV	1157
				VVC	1100
ADF	188	2	▲▲		
PC	0	0			
NYL	0	0			
WA	0	0			
DAP	912	9	▲▲▲▲▲▲▲▲▲		
IC	0	0		▲	

CLIMĂUȚII DE JOS				RV	1236
				PRV	1099
				VVC	1065
ADF	122	1	▲		
PC	0	0			
NYL	0	0			
WA	0	0			
DAP	943	10	▲▲▲▲▲▲▲▲▲▲	▲	
IC	0	0			

COBÂLNEA				RV	2366
				PRV	1832
				VVC	1244
ADF	0	0			
PC	0	0			
NYL	0	0			
WA	0	0			
DAP	1244	13	AAAAAAAAAAAAAAAA		
IC	0	0			

GĂUZENI				RV	917
				PRV	824
				VVC	821
ADF	78	1	A		
PC	0	0			
NYL	0	0			
WA	0	0			
DAP	743	10	AAAAAAAAAAAAAAAA		
IC	0	0			

COTIUJENII MARI				RV	3120
				PRV	2346
				VVC	2051
ADF	467	3	AAA		
PC	0	0			
NYL	0	0			
WA	0	0			
DAP	1584	10	AAAAAAAAAAAAAAAA		
IC	0	0			

HLIGENI				RV	770
				PRV	650
				VVC	605
ADF	14	0			
PC	497	8	AAAAAAAAAAAA		
NYL	0	0			
WA	0	0			
DAP	94	3	AAA		
IC	0	0			

CUȘMIRCA				RV	1780
				PRV	1580
				VVC	1438
ADF	532	4	AAAA		
PC	179	1	A		
NYL	0	0			
WA	0	0			
DAP	727	6	AAAAAA		
IC	0	0			

MIHULENI				RV	423
				PRV	399
				VVC	371
ADF	95	3	AAA		
PC	0	0			
NYL	0	0			
WA	0	0			
DAP	276	8	AAAAAAAAAAAA		
IC	0	0			

FUZĂUCA				RV	658
				PRV	618
				VVC	578
ADF	0	0			
PC	428	7	AAAAAAA		
NYL	0	0			
WA	0	0			
DAP	150	2	AA		
IC	0	0			

OLIȘCANI				RV	2285
				PRV	1603
				VVC	1313
ADF	764	8	AAAAAAAAAAAA		
PC	0	0			
NYL	0	0			
WA	0	0			
DAP	549	5	AAAAAA		
IC	0	0			

PARCANI				RV	557
				PRV	484
				VVC	447
ADF	179	4	⚐⚐⚐⚐⚐		
PC	0	0			
NYL	0	0			
WA	0	0			
DAP	268	5	⚐⚐⚐⚐⚐⚐		⚐
IC	0	0			

ROGOJENI				RV	491
				PRV	420
				VVC	284
ADF	0	0			
PC	0	0			
NYL	0	0			
WA	0	0			
DAP	284	9	⚐⚐⚐⚐⚐⚐⚐⚐⚐		⚐
IC	0	0			

POHOARNA				RV	1705
				PRV	1253
				VVC	1087
ADF	174	1	⚐		
PC	0	0			
NYL	0	0			
WA	0	0			
DAP	913	10	⚐⚐⚐⚐⚐⚐⚐⚐⚐⚐⚐		⚐
IC	0	0			

RĂȘPOPENI				RV	2004
				PRV	1575
				VVC	1410
ADF	0	0			
PC	0	0			
NYL	0	0			
WA	715	7	⚐⚐⚐⚐⚐⚐⚐⚐		
DAP	695	6	⚐⚐⚐⚐⚐⚐⚐		
IC	0	0			

POIANA				RV	719
				PRV	607
				VVC	536
ADF	355	7	⚐⚐⚐⚐⚐⚐⚐⚐		⚐
PC	0	0			
NYL	0	0			
WA	0	0			
DAP	181	4	⚐⚐⚐⚐⚐		
IC	0	0			

SACLIA				RV	705
				PRV	674
				VVC	605
ADF	0	0			
PC	0	0			
NYL	0	0			
WA	0	0			
DAP	605	11	⚐⚐⚐⚐⚐⚐⚐⚐⚐⚐⚐		⚐
IC	0	0			

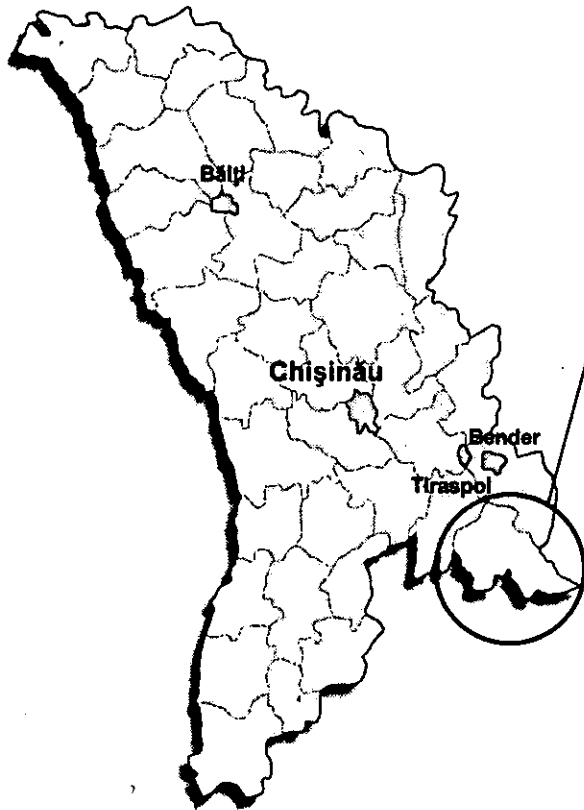
RECEȘTI				RV	1258
				PRV	1130
				VVC	1033
ADF	218	2	⚐⚐		
PC	0	0			
NYL	0	0			
WA	0	0			
DAP	815	9	⚐⚐⚐⚐⚐⚐⚐⚐⚐⚐		⚐
IC	0	0			

SĂMĂȘCANI				RV	1048
				PRV	862
				VVC	787
ADF	127	1	⚐		
PC	0	0			
NYL	0	0			
WA	0	0			
DAP	660	10	⚐⚐⚐⚐⚐⚐⚐⚐⚐⚐⚐		⚐
IC	0	0			

VADUL-RAŞCOV				RV	1618
				PRV	1180
				VVC	1054
ADF	321	3	⚐⚐⚐⚐		
PC	198	2	⚐⚐		
NYL	0	0			
WA	0	0			
DAP	535	6	⚐⚐⚐⚐⚐⚐⚐		⚐
IC	0	0			

ŞIPCA				RV	559
				PRV	513
				VVC	497
ADF	101	2	⚐⚐		
PC	0	0			
NYL	0	0			
WA	0	0			
DAP	396	7	⚐⚐⚐⚐⚐⚐⚐⚐		⚐
IC	0	0			

ŞESTACI				RV	996
				PRV	847
				VVC	771
ADF	283	4	⚐⚐⚐⚐		
PC	0	0			
NYL	0	0			
WA	0	0			
DAP	488	7	⚐⚐⚐⚐⚐⚐⚐		⚐
IC	0	0			

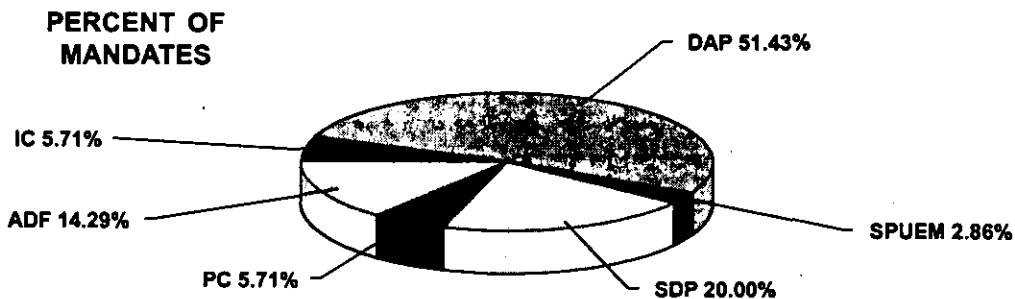


ȘTEFAN-VODĂ DISTRICT

- Surface area, sq.km. 1030
- Distance from capital, km 120
- Number of registered voters 50262
- Number of participating registered voters 34863
- Percent of participating registered voters 69.36
- Number of valid votes cast 30289

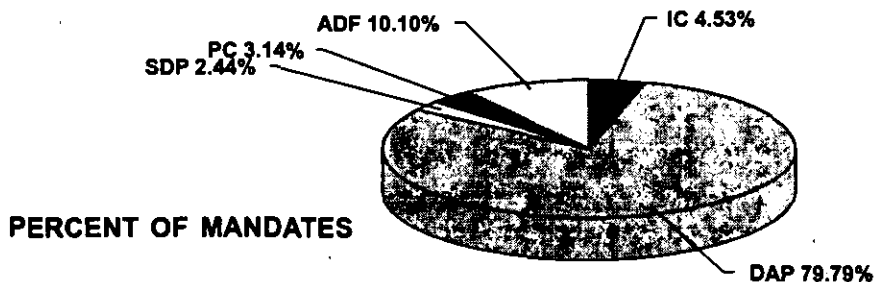
3

RESULTS OF THE ELECTIONS TO THE DISTRICT COUNCIL




No.	Name of party/ socio-political organization/ electoral bloc	Abbrevia- tion	Number of votes	Percent of total	Man- dates
1.	Alliance of Democratic Forces	ADF	4445	14.68	5
2.	Party of Communists	PC	1592	5.26	2
3.	Social-Democratic Party	SDP	5892	19.45	7
4.	Socialist Party and "Unitate-Edinstvo" Movement	SPUEM	1186	3.92	1
5.	Economic Revival Party	ERP	0	0.00	0
6.	National Youth League	NYL	0	0.00	0
7.	Women's Association	WA	0	0.00	0
8.	Democratic Agrarian Party	DAP	14143	46.69	18
9.	Independent Candidates	IC	3031	10.01	2

RESULTS OF THE ELECTIONS TO CITY AND VILLAGE COUNCILS



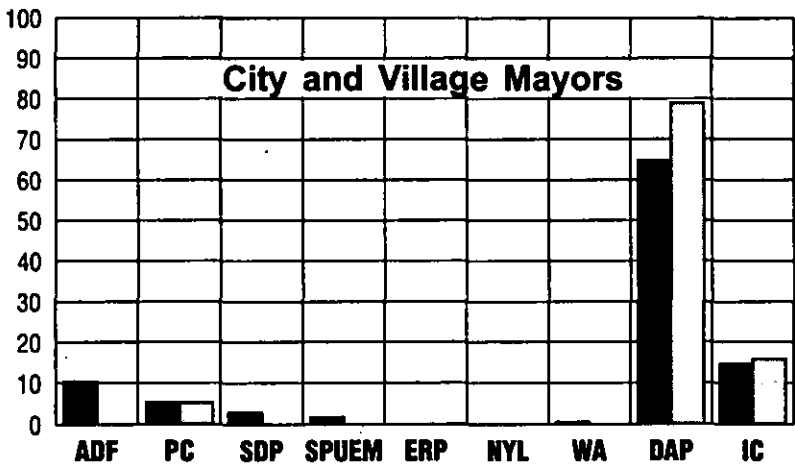
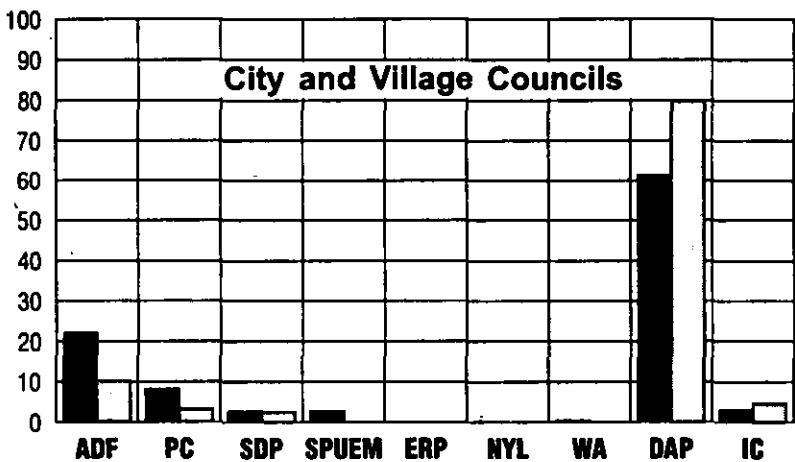
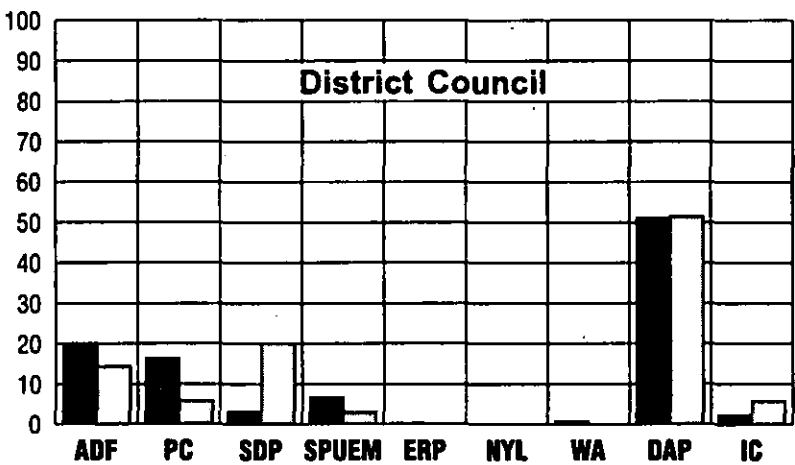
No.	Name of party/ socio-political organization/ electoral bloc	Abbrevia- tion	Number of votes	Percent of total	Man- dates
1.	Alliance of Democratic Forces	ADF	2327	8.13	29
2.	Party of Communists	PC	995	3.48	9
3.	Social-Democratic Party	SDP	641	2.24	7
4.	Socialist Party and "Unitate-Edinstvo" Movement	SPUEM	0	0.00	0
5.	Economic Revival Party	ERP	0	0.00	0
6.	National Youth League	NYL	0	0.00	0
7.	Women's Association	WA	0	0.00	0
8.	Democratic Agrarian Party	DAP	19599	68.49	229
9.	Independent Candidates	IC	5052	17.66	13

RESULTS OF THE ELECTIONS OF CITY AND VILLAGE MAYORS



No.	Name of party/ socio-political organization/ electoral bloc	Abbrevia- tion	Number of votes	Percent of total	Man- dates
1.	Alliance of Democratic Forces	ADF	1826	6.51	0
2.	Party of Communists	PC	1148	4.09	1
3.	Social-Democratic Party	SDP	456	1.63	0
4.	Socialist Party and "Unitate-Edinstvo" Movement	SPUEM	0	0.00	0
5.	Economic Revival Party	ERP	0	0.00	0
6.	National Youth League	NYL	0	0.00	0
7.	Women's Association	WA	0	0.00	0
8.	Democratic Agrarian Party	DAP	17430	62.13	15
9.	Independent Candidates	IC	7195	25.65	3

COMPARATIVE RESULTS OF THE ELECTIONS BY DISTRICT AND ENTIRE REPUBLIC









■ Mandates republic
as a whole



□ Mandates in given
district


VOTES ACCUMULATED AND MANDATES OBTAINED IN LOCALITIES


3

Locality name	ALAVA	RV	351	Number of registered voters
		PRV	323	Number of participating registered voters
		VVC	261	Number of valid votes cast
ADF	0	0		
PC	0	0		
SDP	0	0		
DAP	261	9		Mayor
IC	0	0		Councilors
Abbreviation				
Number of votes				
Mandates				

ȘTEFAN VODĂ		RV	5649
		PRV	3634
		VVC	3340
ADF	369	4	
PC	369	3	
SDP	641	7	
DAP	455	4	
IC	1506	1	

ANTONEȘTI		RV	1810
		PRV	1436
		VVC	1152
ADF	0	0	
PC	551	5	
SDP	0	0	
DAP	601	6	
IC	0	0	

ALAVA		RV	351
		PRV	323
		VVC	261
ADF	0	0	
PC	0	0	
SDP	0	0	
DAP	261	9	
IC	0	0	

BREZOAIA		RV	793
		PRV	722
		VVC	610
ADF	0	0	
PC	0	0	
SDP	0	0	
DAP	610	11	
IC	0	0	

PALANCA			RV	1431
			PRV	1042
			VVC	888
ADF	0	0		
PC	0	0		
SDP	0	0		
DAP	888	11	AAAAAAAAAAAA	♂
IC	0	0		

SLOBOZIA			RV	2525
			PRV	1910
			VVC	1332
ADF	0	0		
PC	0	0		
SDP	0	0		
DAP	1332	13	AAAAAAAAAAAA	♂
IC	0	0		

POPEASCA			RV	1669
			PRV	1423
			VVC	1166
ADF	213	4	AAAA	
PC	0	0		
SDP	0	0		
DAP	453	8	AAAAAAAAAA	♂
IC	500	1	♂	

TALMAZ			RV	5313
			PRV	3748
			VVC	3513
ADF	0	0		
PC	0	0		
SDP	0	0		
DAP	3513	17	AAAAAAAAAAAA	♂
IC	0	0		

3

PURCARI			RV	2094
			PRV	1079
			VVC	932
ADF	355	6	AAAAAA	
PC	0	0		
SDP	0	0		
DAP	343	5	AAAAAA	
IC	234	2	AA	

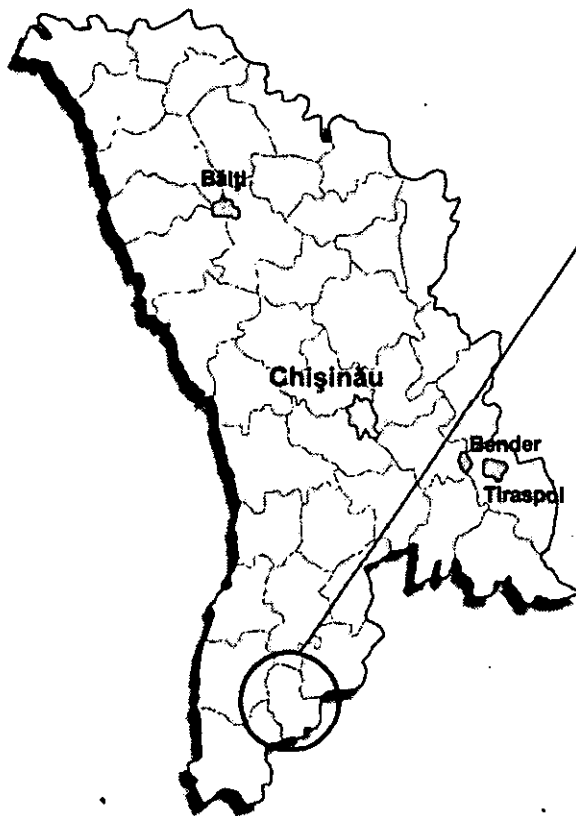
TUDORA			RV	1503
			PRV	851
			VVC	756
ADF	200	4	AAAA	
PC	0	0		
SDP	0	0		
DAP	556	7	AAAAAA	♂
IC	0	0		

RĂSCĂIEȚI			RV	2349
			PRV	1736
			VVC	1470
ADF	0	0		
PC	0	0		
SDP	0	0		
DAP	754	12	AAAAAAAAAAAA	
IC	716	1	♂	

VOLINTIRI			RV	2255
			PRV	1533
			VVC	1273
ADF	374	4	AAAA	
PC	0	0		
SDP	0	0		
DAP	899	9	AAAAAAAAAA	♂
IC	0	0		

SEMIONOVCA			RV	670
			PRV	655
			VVC	639
ADF	0	0		
PC	0	0		
SDP	0	0		
DAP	639	9	AAAAAAAAAA	♂
IC	0	0		

ȘTEFĂNEȘTI			RV	780
			PRV	591
			VVC	352
ADF	0	0		
PC	0	0		
SDP	0	0		
DAP	352	11	AAAAAAAAAA	♂
IC	0	0		



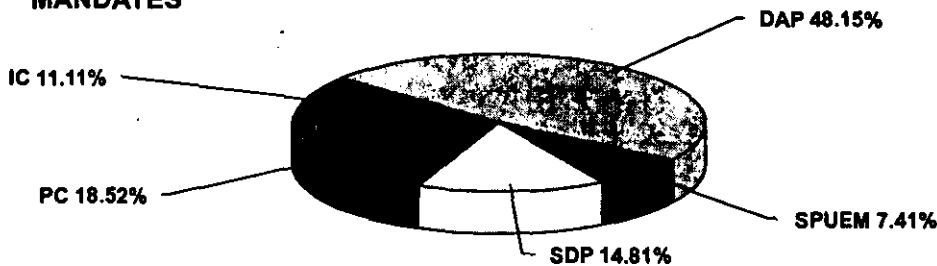
TARACLIA DISTRICT

- Surface area, sq.km. 610
- Distance from capital, km162
- Number of registered voters28774
- Number of participating registered voters 22488
- Percent of participating registered voters78.15
- Number of valid votes cast 20544

3

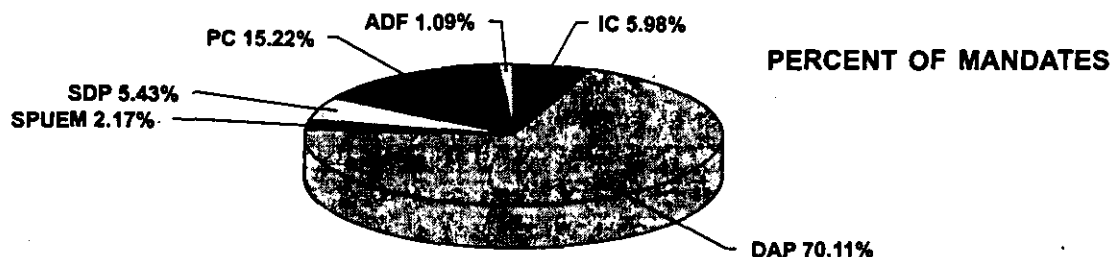
RESULTS OF THE ELECTIONS TO THE DISTRICT COUNCIL

PERCENT OF
MANDATES



No.	Name of party/ socio-political organization/ electoral bloc	Abbrevia- tion	Number of votes	Percent of total	Man- dates
1.	Alliance of Democratic Forces	ADF	0	0.00	0
2.	Party of Communists	PC	3366	16.38	5
3.	Social-Democratic Party	SDP	2604	12.68	4
4.	Socialist Party and "Unitate-Edinstvo" Movement	SPUEM	1345	6.55	2
5.	Economic Revival Party	ERP	0	0.00	0
6.	National Youth League	NYL	0	0.00	0
7.	Women's Association	WA	0	0.00	0
8.	Democratic Agrarian Party	DAP	8528	41.51	13
9.	Independent Candidates	IC	4701	22.88	3

RESULTS OF THE ELECTIONS TO CITY AND VILLAGE COUNCILS



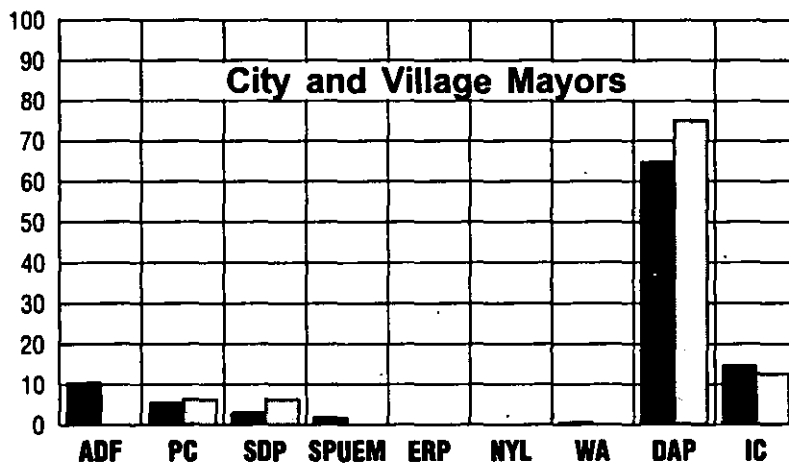
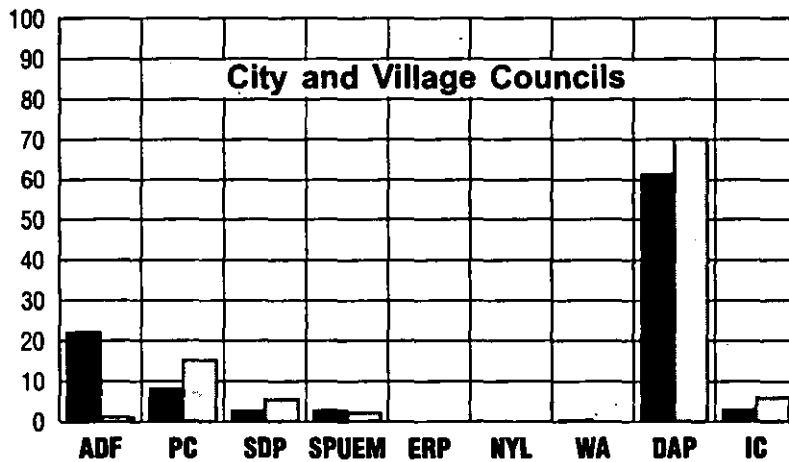
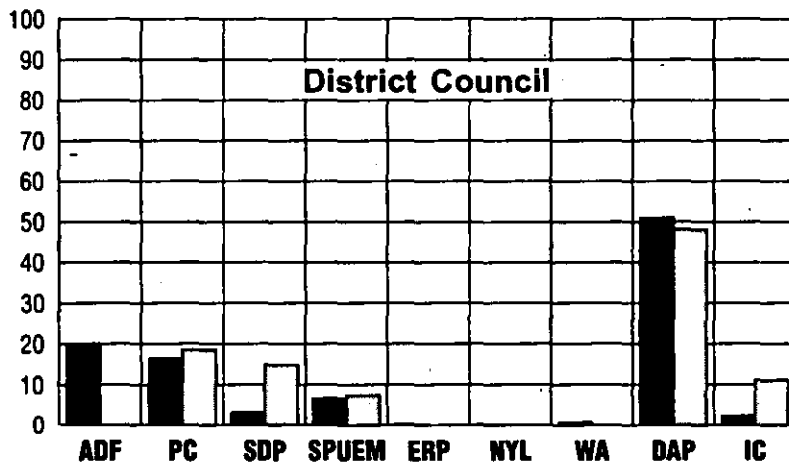
No.	Name of party/ socio-political organization/ electoral bloc	Abbrevia- tion	Number of votes	Percent of total	Man- dates
1.	Alliance of Democratic Forces	ADF	131	0.71	2
2.	Party of Communists	PC	2902	15.64	28
3.	Social-Democratic Party	SDP	2197	11.84	10
4.	Socialist Party and "Unitate-Edinstvo" Movement	SPUEM	333	1.79	4
5.	Economic Revival Party	ERP	0	0.00	0
6.	National Youth League	NYL	0	0.00	0
7.	Women's Association	WA	0	0.00	0
8.	Democratic Agrarian Party	DAP	11933	64.31	129
9.	Independent Candidates	IC	1059	5.71	11

RESULTS OF THE ELECTIONS OF CITY AND VILLAGE MAYORS



No.	Name of party/ socio-political organization/ electoral bloc	Abbrevia- tion	Number of votes	Percent of total	Man- dates
1.	Alliance of Democratic Forces	ADF	132	0.71	0
2.	Party of Communists	PC	1082	5.79	1
3.	Social-Democratic Party	SDP	2836	15.18	1
4.	Socialist Party and "Unitate-Edinstvo" Movement	SPUEM	387	2.07	0
5.	Economic Revival Party	ERP	0	0.00	0
6.	National Youth League	NYL	0	0.00	0
7.	Women's Association	WA	0	0.00	0
8.	Democratic Agrarian Party	DAP	12179	65.19	12
9.	Independent Candidates	IC	2067	11.06	2




COMPARATIVE RESULTS OF THE ELECTIONS BY DISTRICT AND ENTIRE REPUBLIC







■ Mandates republic
as a whole



□ Mandates in given
district



VOTES ACCUMULATED AND MANDATES OBTAINED IN LOCALITIES

Locality name	ALUATU				RV	790	Number of registered voters
					PRV	628	Number of participating registered voters
					VVC	573	Number of valid votes cast
	ADF	131	2				
PC	0	0					
SDP	0	0					
SPUEM	0	0					
DAP	442	9			Mayor		
Abbreviation	IC	0	0				
Number of votes							
Mandates						Councilors	

TARACLIA		RV	10025
		PRV	6799
		VVC	6243
ADF	0	0	
PC	1655	5	
SDP	1950	6	
SPUEM	0	0	
DAP	2638	8	
IC	0	0	

ALBOTA DE SUS		RV	1505
		PRV	1312
		VVC	1028
ADF	0	0	
PC	0	0	
SDP	0	0	
SPUEM	0	0	
DAP	1028	11	
IC	0	0	

ALBOTA DE JOS		RV	542
		PRV	479
		VVC	418
ADF	0	0	
PC	0	0	
SDP	0	0	
SPUEM	0	0	
DAP	187	7	
IC	231	4	

ALUATU		RV	790
		PRV	628
		VVC	573
ADF	131	2	
PC	0	0	
SDP	0	0	
SPUEM	0	0	
DAP	442	9	
IC	0	0	

BALABANU				RV	558
				PRV	487
				VVC	382
ADF	0	0			
PC	0	0			
SDP	0	0			
SPUEM	0	0			
DAP	382	9	AAAAAAAAAAAA		♂
IC	0	0			

CARBALIA				RV	466
				PRV	454
				VVC	406
ADF	0	0			
PC	0	0			
SDP	0	0			
SPUEM	0	0			
DAP	406	9	AAAAAAAAAAAA		♂
IC	0	0			

BORCEAG				RV	1011
				PRV	575
				VVC	525
ADF	0	0			
PC	0	0			
SDP	0	0			
SPUEM	0	0			
DAP	525	11	AAAAAAAAAAAA		
IC	0	0			♂

CEALÂC				RV	498
				PRV	392
				VVC	343
ADF	0	0			
PC	0	0			
SDP	0	0			
SPUEM	0	0			
DAP	114	3	AAA		♂
IC	229	6	AAAAAAA		

BUDĂI				RV	737
				PRV	672
				VVC	440
ADF	0	0			
PC	0	0			
SDP	0	0			
SPUEM	0	0			
DAP	440	11	AAAAAAAAAAAA		♂
IC	0	0			

COPCEAC				RV	5489
				PRV	4777
				VVC	3714
ADF	0	0			
PC	0	0			
SDP	0	0			
SPUEM	0	0			
DAP	3714	17	AAAAAAAAAAAA		♂
IC	0	0			

CAIRACLIA				RV	1585
				PRV	1151
				VVC	954
ADF	0	0			
PC	469	10	AAAAAAAAAAAA		
SDP	0	0			
SPUEM	0	0			
DAP	0	0			
IC	485	1	♂		♂

MUSAITU				RV	804
				PRV	662
				VVC	553
ADF	0	0			
PC	0	0			
SDP	138	2	AA		
SPUEM	0	0			
DAP	415	9	AAAAAAAAAAAA		♂
IC	0	0			

3

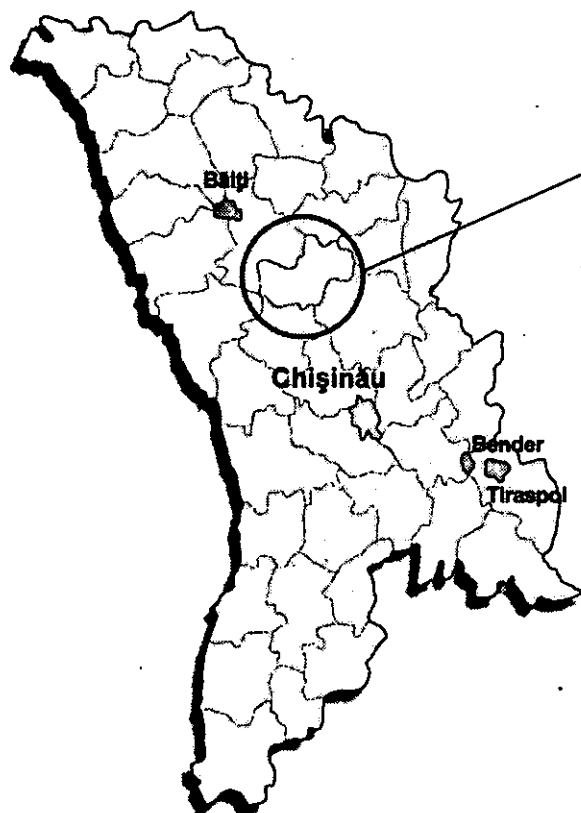
NOVOSIOLOVCA				RV	838
				PRV	554
				VVC	462
ADF	0	0			
PC	353	9	AAAAAAAAAAAA		A
SDP	109	2	AA		
SPUEM	0	0			
DAP	0	0			
IC	0	0			

SVETLÂI				RV	1664
				PRV	1274
				VVC	1172
ADF	0	0			
PC	86	1	A		
SDP	0	0			
SPUEM	333	4	AAAAA		
DAP	639	8	AAAAAAAAAAAA		A
IC	114	0			

SALCIA				RV	272
				PRV	255
				VVC	151
ADF	0	0			
PC	0	0			
SDP	0	0			
SPUEM	0	0			
DAP	151	9	AAAAAAAAAAAA		A
IC	0	0			

VINOGRADOVCA				RV	1514
				PRV	1338
				VVC	1191
ADF	0	0			
PC	339	3	AAA		
SDP	0	0			
SPUEM	0	0			
DAP	852	8	AAAAAAAAAAAA		A
IC	0	0			

TELENEȘTI DISTRICT




- Surface area, sq.km. 860
- Distance from capital, km 91
- Number of registered voters ... 47932
- Number of participating registered voters 37380
- Percent of participating registered voters 77.99
- Number of valid votes cast 31521

3

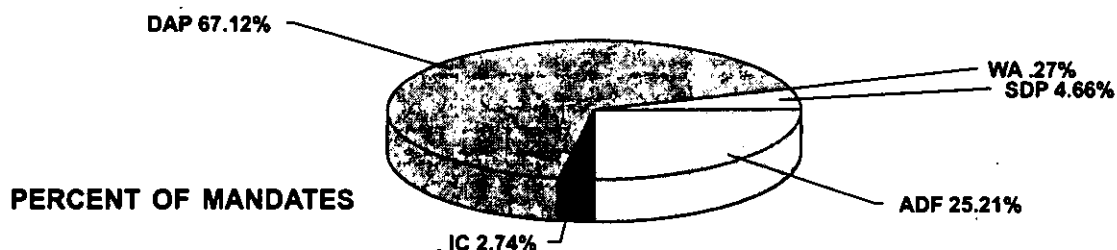
RESULTS OF THE ELECTIONS TO THE DISTRICT COUNCIL

PERCENT OF
MANDATES




No.	Name of party/ socio-political organization/ electoral bloc	Abbreviation	Number of votes	Percent of total	Mandates
1.	Alliance of Democratic Forces	ADF	8393	26.63	8
2.	Party of Communists	PC	0	0.00	0
3.	Social-Democratic Party	SDP	4396	13.95	4
4.	Socialist Party and "Unitate-Edinstvo" Movement	SPUEM	0	0.00	0
5.	Economic Revival Party	ERP	0	0.00	0
6.	National Youth League	NYL	0	0.00	0
7.	Women's Association	WA	0	0.00	0
8.	Democratic Agrarian Party	DAP	18732	59.43	19
9.	Independent Candidates	IC	0	0.00	0

RESULTS OF THE ELECTIONS TO CITY AND VILLAGE COUNCILS



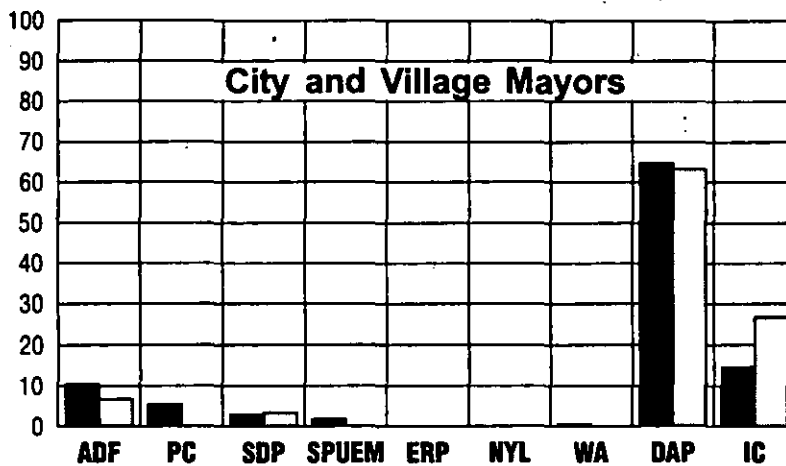
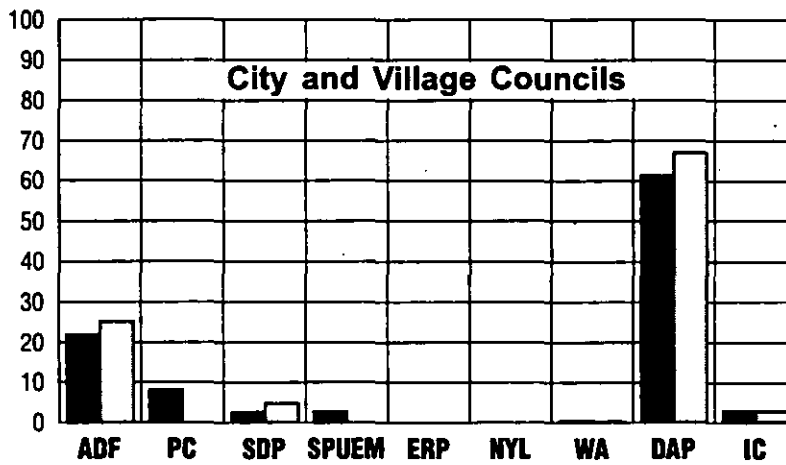
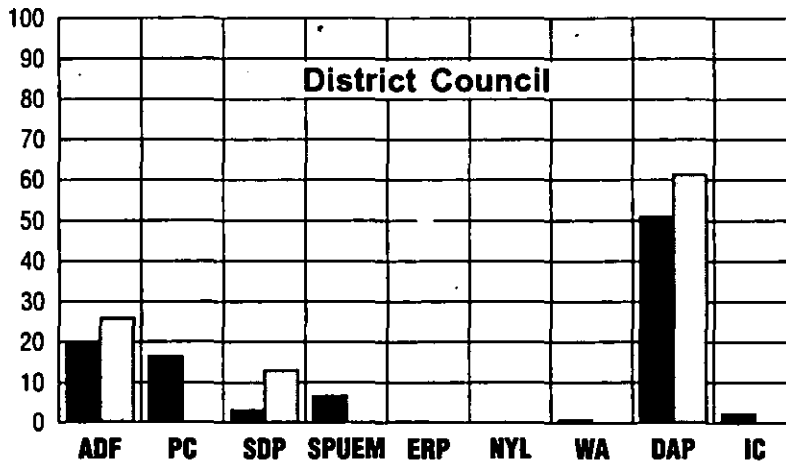
No.	Name of party/ socio-political organization/ electoral bloc	Abbrevia- tion	Number of votes	Percent of total	Man- dates
1.	Alliance of Democratic Forces	ADF	7196	23.16	92
2.	Party of Communists	PC	0	0.00	0
3.	Social-Democratic Party	SDP	1399	4.50	17
4.	Socialist Party and "Unitate-Edinstvo" Movement	SPUEM	0	0.00	0
5.	Economic Revival Party	ERP	0	0.00	0
6.	National Youth League	NYL	0	0.00	0
7.	Women's Association	WA	402	1.29	1
8.	Democratic Agrarian Party	DAP	18120	58.32	245
9.	Independent Candidates	IC	3955	12.73	10

RESULTS OF THE ELECTIONS OF CITY AND VILLAGE MAYORS



No.	Name of party/ socio-political organization/ electoral bloc	Abbrevia- tion	Number of votes	Percent of total	Man- dates
1.	Alliance of Democratic Forces	ADF	4900	15.59	2
2.	Party of Communists	PC	0	0.00	0
3.	Social-Democratic Party	SDP	993	3.16	1
4.	Socialist Party and "Unitate-Edinstvo" Movement	SPUEM	0	0.00	0
5.	Economic Revival Party	ERP	0	0.00	0
6.	National Youth League	NYL	0	0.00	0
7.	Women's Association	WA	0	0.00	0
8.	Democratic Agrarian Party	DAP	17867	56.83	19
9.	Independent Candidates	IC	7677	24.42	8

COMPARATIVE RESULTS OF THE ELECTIONS BY DISTRICT AND ENTIRE REPUBLIC



■ Mandates republic
as a whole

□ Mandates in given
district

VOTES ACCUMULATED AND MANDATES OBTAINED IN LOCALITIES

3

Locality name	BOGZEȘTI	RV	499	Number of registered voters
		PRV	409	Number of participating registered voters
		VVC	379	Number of valid votes cast
ADF	124	3	▲▲▲	
SDP	0	0		
WA	0	0		
DAP	135	4	▲▲▲▲	
IC	120	2	▲▲	Mayor
Abbreviation				Councilors
Number of votes				
Mandates				

TELENEȘTI			RV	6725
			PRV	4231
			VVC	3549
ADF	771	7	▲▲▲▲▲▲▲	
SDP	0	0		
WA	0	0		
DAP	1296	11	▲▲▲▲▲▲▲▲▲▲	
IC	1482	1	▲	▲

BRÂNZENII NOI			RV	1933
			PRV	1185
			VVC	1020
ADF	260	4	▲▲▲▲	
SDP	0	0		
WA	0	0		
DAP	581	8	▲▲▲▲▲▲▲▲	▲
IC	179	1	▲	

BOGZEȘTI			RV	499
			PRV	409
			VVC	379
ADF	124	3	▲▲▲	
SDP	0	0		
WA	0	0		
DAP	135	4	▲▲▲▲	
IC	120	2	▲▲	▲

BUDĂI			RV	1361
			PRV	1094
			VVC	991
ADF	346	4	▲▲▲▲	
SDP	0	0		
WA	0	0		
DAP	645	9	▲▲▲▲▲▲▲▲▲	▲
IC	0	0		

BĂNEȘTI				RV	1838
				PRV	1571
				VVC	1526
ADF	228	2	▲▲		
SDP	0	0			
WA	0	0			
DAP	1298	11	▲▲▲▲▲▲▲▲▲▲▲▲	▲	
IC	0	0			

COROPOCENI				RV	891
				PRV	727
				VVC	647
ADF	189	3	▲▲▲		
SDP	0	0			
WA	0	0			
DAP	458	8	▲▲▲▲▲▲▲▲	▲	
IC	0	0			

CHIȘTELNIȚA				RV	2171
				PRV	1690
				VVC	987
ADF	0	0			
SDP	0	0			
WA	0	0			
DAP	987	13	▲▲▲▲▲▲▲▲▲▲▲▲▲▲	▲	
IC	0	0			

CRĂSNĂȘENI				RV	919
				PRV	660
				VVC	576
ADF	315	7	▲▲▲▲▲▲▲▲	▲	
SDP	0	0			
WA	0	0			
DAP	164	3	▲▲▲		
IC	97	1	▲		

CHIȚCANII VECHI				RV	1600
				PRV	1487
				VVC	1393
ADF	363	3	▲▲▲		
SDP	0	0			
WA	0	0			
DAP	1030	8	▲▲▲▲▲▲▲▲	▲	
IC	0	0			

CĂZĂNEȘTI				RV	2132
				PRV	1617
				VVC	1388
ADF	554	5	▲▲▲▲▲		
SDP	0	0			
WA	0	0			
DAP	834	8	▲▲▲▲▲▲▲▲	▲	
IC	0	0			

CIULUCANI				RV	1188
				PRV	1051
				VVC	947
ADF	0	0			
SDP	687	9	▲▲▲▲▲▲▲▲▲		
WA	0	0			
DAP	260	2	▲▲		
IC	0	0			▲

CÂȘLA				RV	638
				PRV	447
				VVC	265
ADF	0	0			
SDP	0	0			
WA	0	0			
DAP	265	9	▲▲▲▲▲▲▲▲▲	▲	
IC	0	0			

CODRUL NOU				RV	441
				PRV	408
				VVC	315
ADF	0	0			
SDP	0	0			
WA	0	0			
DAP	315	9	▲▲▲▲▲▲▲▲▲	▲	
IC	0	0			



GHILICENI				RV	1820
				PRV	1395
				VVC	1281
ADF	624	6	▲▲▲▲▲▲		
SDP	0	0			
WA	0	0			
DAP	657	7	▲▲▲▲▲▲▲	▲	
IC	0	0			

HİRİŞENİ				RV	1364
				PRV	1264
				VVC	1080
ADF	226	2			
SDP	0	0			
WA	0	0			
DAP	854	9			
IC	0	0			



INEȘTI				RV	1496
				PRV	1136
				VVC	969
ADF	280	5	000000		
SDP	0	0			
WA	402	1	0		
DAP	287	5	000000		
IC	0	0			0

LEUŞENI				RV	1283
				PRV	929
				VVC	744
ADF	0	0			
SDP	0	0			
WA	0	0			
DAP	744	13			
IC	0	0			

MÂNDREȘTI				RV	3335
				PRV	2852
				VVC	2370
ADF	0	0			
SDP	0	0			
WA	0	0			
DAP	1280	13			
IC	1090	2			

NEGURENI			RV	1850
			PRV	1431
			VVC	800
ADF	0	0		
SDP	0	0		
WA	0	0		
DAP	800	13		
IC	0	0		

NUCĂRENI				RV	682
				PRV	490
				VVC	413
ADF	229	6	⚡⚡⚡⚡⚡⚡⚡		
SDP	0	0			
WA	0	0			
DAP	184	5	⚡⚡⚡⚡⚡		
IC	0	0			

ORDĂȘEI			RV	662
			PRV	567
			VVC	229
ADF	0	0		
SDP	0	0		
WA	0	0		
DAP	229	11		
IC	0	0		

PISTRUIENI				RV	785
				PRV	712
				VVC	611
ADF	0	0			
SDP	197	3	👤👤👤		
WA	0	0			
DAP	389	6	👤👤👤👤👤👤		👤
IC	25	0			

<div style="text-align: center; font-size: 2em; font-weight: bold;">RATUŞ</div>				RV	1225
				PRV	1031
				VVC	742
ADF	105	5	000000	.	
SDP	0	0			
WA	0	0			
DAP	124	5	000000		
IC	513	1	0		0

SCOREȚENI				RV	1562
				PRV	1024
				VVC	852
ADF	0	0			
SDP	0	0			
WA	0	0			
DAP	403	9	🐼🐼🐼🐼🐼🐼🐼🐼🐼🐼🐼🐼		
IC	449	2	🐼🐼		🐼

SUHULUCENI				RV	1331
				PRV	1205
				VVC	1126
ADF	196	2	AAA		
SDP	0	0			
WA	0	0			
DAP	930	9	AAAAAAAAAAAA		A
IC	0	0			

VĂSIENI				RV	876
				PRV	773
				VVC	745
ADF	354	5	AAAAAA		
SDP	0	0			
WA	0	0			
DAP	391	6	AAAAAAA		A
IC	0	0			

SĂRĂTENII VECHI				RV	1845
				PRV	1455
				VVC	1295
ADF	909	9	AAAAAAAAAAAA		
SDP	0	0			
WA	0	0			
DAP	386	4	AAAAA		
IC	0	0			A

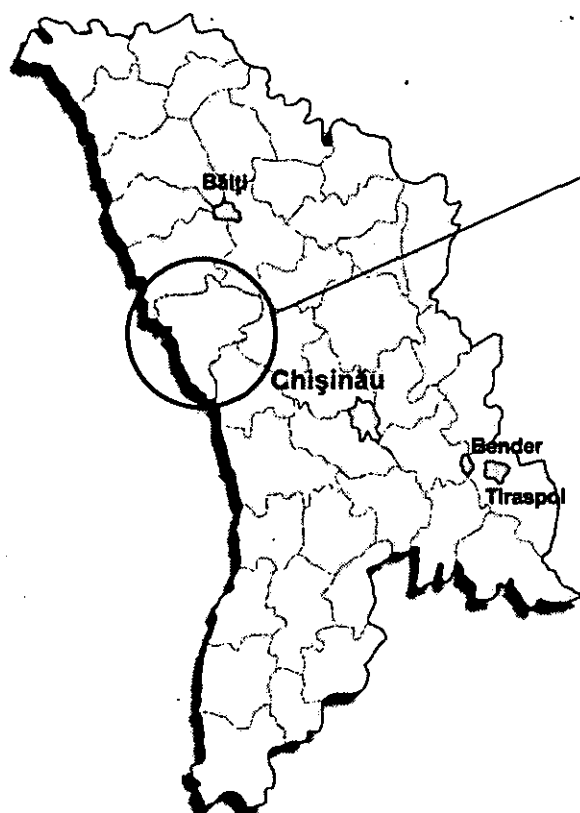
ZGĂRDEȘTI				RV	1143
				PRV	916
				VVC	740
ADF	446	7	AAAAAAAAA		A
SDP	0	0			
WA	0	0			
DAP	294	4	AAAAA		
IC	0	0			

TÂRȘIȚEI				RV	1362
				PRV	1056
				VVC	866
ADF	359	4	AAAAA		
SDP	0	0			
WA	0	0			
DAP	507	7	AAAAAAA		
IC	0	0			A

ȚÂNȚĂRENI				RV	1230
				PRV	1064
				VVC	897
ADF	0	0			
SDP	0	0			
WA	0	0			
DAP	897	11	AAAAAAAAAAAAAA		A
IC	0	0			

VEREJENI				RV	1839
				PRV	1475
				VVC	1329
ADF	318	3	AAA		
SDP	515	5	AAAAAA		A
WA	0	0			
DAP	496	5	AAAAAA		
IC	0	0			

UNGHENI DISTRICT

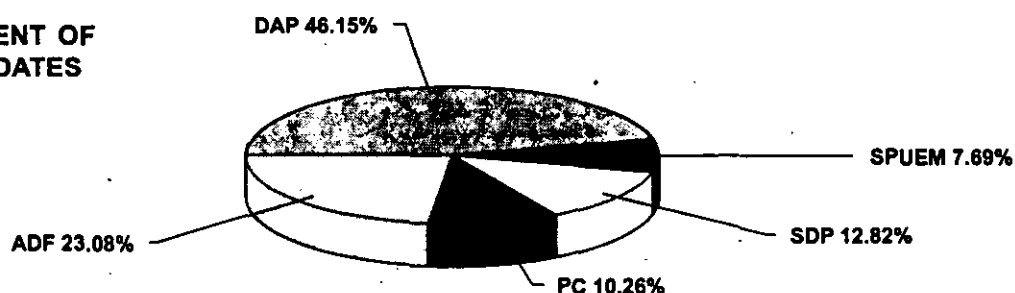


- Surface area, sq.km. 1070
- Distance from capital, km107
- Number of registered voters ... 74028
- Number of participating registered voters 50950
- Percent of participating registered voters 68.83
- Number of valid votes cast 45085

3

RESULTS OF THE ELECTIONS TO THE DISTRICT COUNCIL

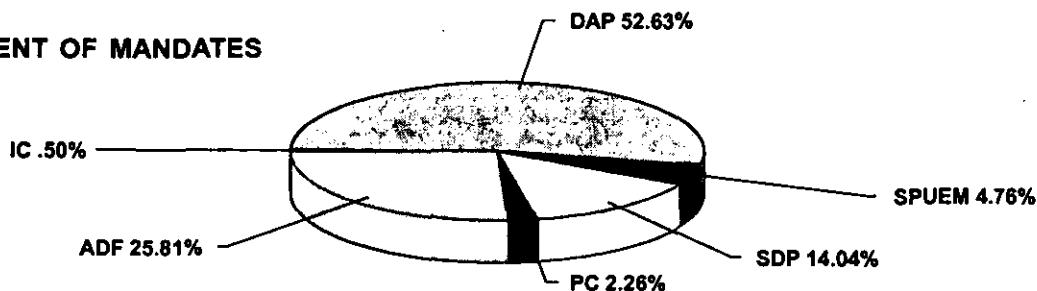
PERCENT OF
MANDATES



No.	Name of party/ socio-political organization/ electoral bloc	Abbreviation	Number of votes	Percent of total	Mandates
1.	Alliance of Democratic Forces	ADF	9690	21.49	9
2.	Party of Communists	PC	4586	10.17	4
3.	Social-Democratic Party	SDP	5571	12.36	5
4.	Socialist Party and "Unitate-Edinstvo" Movement	SPUEM	3968	8.80	3
5.	Economic Revival Party	ERP	0	0.00	0
6.	National Youth League	NYL	0	0.00	0
7.	Women's Association	WA	0	0.00	0
8.	Democratic Agrarian Party	DAP	20353	45.14	18
9.	Independent Candidates	IC	917	2.03	0


RESULTS OF THE ELECTIONS TO CITY AND VILLAGE COUNCILS

PERCENT OF MANDATES



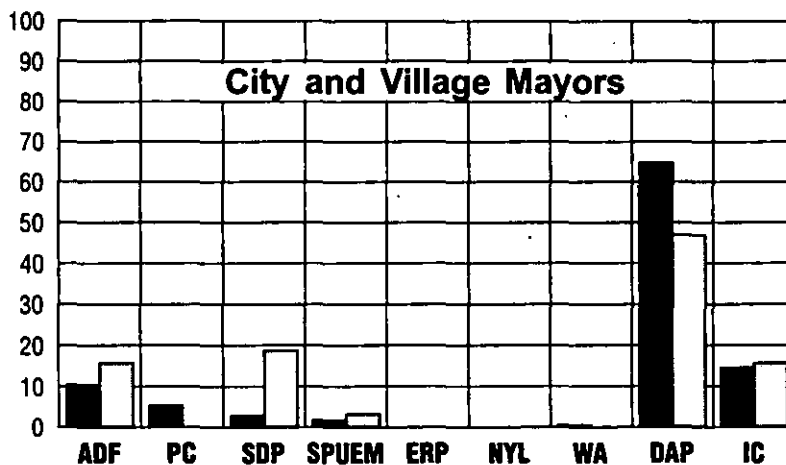
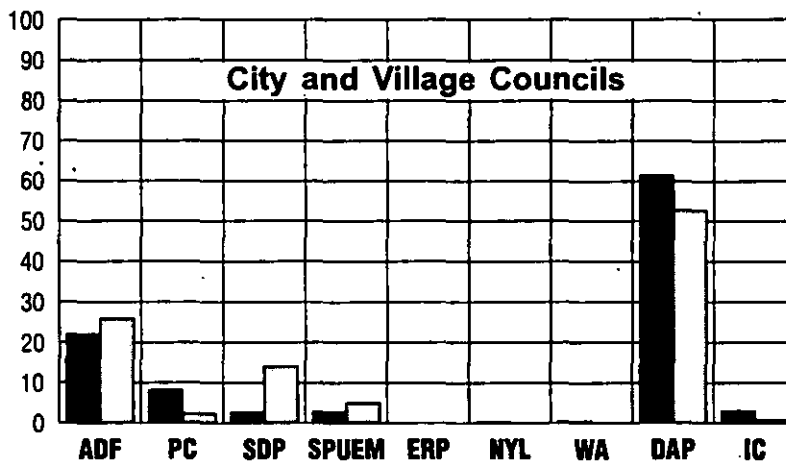
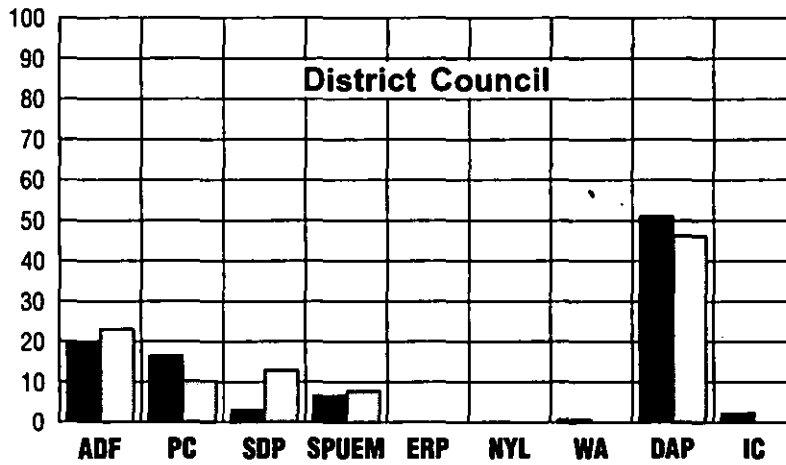
No.	Name of party/ socio-political organization/ electoral bloc	Abbrevia- tion	Number of votes	Percent of total	Man- dates
1.	Alliance of Democratic Forces	ADF	10729	24.09	103
2.	Party of Communists	PC	2499	5.61	9
3.	Social-Democratic Party	SDP	6098	13.69	56
4.	Socialist Party and "Unitate-Edinstvo" Movement	SPUEM	2939	6.60	19
5.	Economic Revival Party	ERP	0	0.00	0
6.	National Youth League	NYL	0	0.00	0
7.	Women's Association	WA	0	0.00	0
8.	Democratic Agrarian Party	DAP	21283	47.79	210
9.	Independent Candidates	IC	991	2.23	2

RESULTS OF THE ELECTIONS OF CITY AND VILLAGE MAYORS



No.	Name of party/ socio-political organization/ electoral bloc	Abbrevia- tion	Number of votes	Percent of total	Man- dates
1.	Alliance of Democratic Forces	ADF	6796	15.33	5
2.	Party of Communists	PC	1627	3.67	0
3.	Social-Democratic Party	SDP	5434	12.26	6
4.	Socialist Party and "Unitate-Edinstvo" Movement	SPUEM	1507	3.40	1
5.	Economic Revival Party	ERP	0	0.00	0
6.	National Youth League	NYL	0	0.00	0
7.	Women's Association	WA	0	0.00	0
8.	Democratic Agrarian Party	DAP	23037	51.97	15
9.	Independent Candidates	IC	5927	13.37	5

COMPARATIVE RESULTS OF THE ELECTIONS BY DISTRICT AND ENTIRE REPUBLIC



■ Mandates republic
as a whole

□ Mandates in given
district

VOTES ACCUMULATED AND MANDATES OBTAINED IN LOCALITIES

Locality name

Number of registered voters

Number of participating registered voters

Number of valid votes cast

Mayor

Councilors

Abbreviation

Number of votes

Mandates

CORNEȘTI				RV	2094
				PRV	1603
				VVC	1455
ADF	625	7	☺☺☺☺☺☺☺		
PC	236	2	☺☺		
SDP	127	1	☺		
SPUEM	60	0			
DAP	347	3	☺☺☺		☺
IC	60	0			

3

UNGHENI				RV	20948
				PRV	11161
				VVC	9925
ADF	1622	4	☺☺☺☺		
PC	1998	4	☺☺☺☺		
SDP	1240	3	☺☺☺		
SPUEM	1114	2	☺☺		
DAP	3597	8	☺☺☺☺☺☺☺☺		☺
IC	354	0			

AGRONOMOVCA				RV	904
				PRV	757
				VVC	723
ADF	14	0			
PC	0	0			
SDP	0	0			
SPUEM	311	5	☺☺☺☺☺		
DAP	398	6	☺☺☺☺☺☺		☺
IC	0	0			

CORNEȘTI				RV	2094
				PRV	1603
				VVC	1455
ADF	625	7	☺☺☺☺☺☺☺		
PC	236	2	☺☺		
SDP	127	1	☺		
SPUEM	60	0			
DAP	347	3	☺☺☺		☺
IC	60	0			

ALEXEEVCA				RV	852
				PRV	695
				VVC	618
ADF	0	0			
PC	0	0			
SDP	292	5	☺☺☺☺☺		☺
SPUEM	0	0			
DAP	326	6	☺☺☺☺☺☺		
IC	0	0			

BOGHENII NOI				RV	1415
				PRV	1181
				VVC	1009
ADF	305	3	⚐⚐⚐		
PC	0	0			
SDP	0	0			
SPUEM	0	0			
DAP	653	8	⚐⚐⚐⚐⚐⚐⚐⚐		⚐
IC	51	0			

CETĂRENI				RV	1447
				PRV	1241
				VVC	1180
ADF	420	4	⚐⚐⚐⚐		
PC	0	0			
SDP	0	0			
SPUEM	0	0			
DAP	760	7	⚐⚐⚐⚐⚐⚐⚐		
IC	0	0			⚐

BUCIUMENI				RV	908
				PRV	705
				VVC	561
ADF	326	6	⚐⚐⚐⚐⚐⚐		⚐
PC	0	0			
SDP	0	0			
SPUEM	0	0			
DAP	235	5	⚐⚐⚐⚐⚐		
IC	0	0			

CHIRILENI				RV	1318
				PRV	854
				VVC	678
ADF	175	3	⚐⚐⚐		
PC	0	0			
SDP	0	0			
SPUEM	0	0			
DAP	503	8	⚐⚐⚐⚐⚐⚐⚐⚐		⚐
IC	0	0			

BUMBĂȚA				RV	1650
				PRV	1256
				VVC	1067
ADF	0	0			
PC	0	0			
SDP	0	0			
SPUEM	219	2	⚐⚐		
DAP	848	9	⚐⚐⚐⚐⚐⚐⚐⚐⚐		⚐
IC	0	0			

CIOROPCANI				RV	1921
				PRV	1349
				VVC	1232
ADF	30	0			
PC	265	3	⚐⚐⚐		
SDP	221	2	⚐⚐		
SPUEM	646	8	⚐⚐⚐⚐⚐⚐⚐⚐		⚐
DAP	70	0			
IC	0	0			

BUȘILA				RV	1239
				PRV	927
				VVC	835
ADF	260	4	⚐⚐⚐⚐		
PC	0	0			
SDP	382	5	⚐⚐⚐⚐⚐		⚐
SPUEM	0	0			
DAP	193	2	⚐⚐		
IC	0	0			

CONDRĂTEȘTI				RV	1062
				PRV	837
				VVC	639
ADF	347	6	⚐⚐⚐⚐⚐⚐		⚐
PC	0	0			
SDP	0	0			
SPUEM	0	0			
DAP	226	4	⚐⚐⚐⚐		
IC	66	1	⚐		

CORNEȘTI				RV	1714
				PRV	1349
				VVC	1166
ADF	757	7	⚐⚐⚐⚐⚐⚐⚐⚐		
PC	0	0			
SDP	192	2	⚐⚐		
SPUEM	0	0			
DAP	217	2	⚐⚐		
IC	0	0			⚐

HÂRCEȘTI				RV	1636
				PRV	1380
				VVC	1224
ADF	115	1	⚐		
PC	0	0			
SDP	0	0			
SPUEM	0	0			
DAP	895	10	⚐⚐⚐⚐⚐⚐⚐⚐⚐⚐⚐⚐		⚐
IC	214	0			

CORNOVA				RV	780
				PRV	682
				VVC	606
ADF	182	3	⚐⚐⚐		
PC	0	0			
SDP	0	0			
SPUEM	0	0			
DAP	424	8	⚐⚐⚐⚐⚐⚐⚐⚐⚐		⚐
IC	0	0			

MORENII NOI				RV	1225
				PRV	987
				VVC	883
ADF	124	1	⚐		
PC	0	0			
SDP	179	2	⚐⚐		
SPUEM	0	0			
DAP	580	8	⚐⚐⚐⚐⚐⚐⚐⚐⚐		⚐
IC	0	0			

COSTULENI				RV	1964
				PRV	1443
				VVC	1285
ADF	251	2	⚐⚐		
PC	0	0			
SDP	689	8	⚐⚐⚐⚐⚐⚐⚐⚐⚐		⚐
SPUEM	0	0			
DAP	263	3	⚐⚐⚐		
IC	82	0			

MĂCĂREȘTI				RV	2985
				PRV	1972
				VVC	1744
ADF	532	4	⚐⚐⚐⚐		
PC	0	0			
SDP	0	0			
SPUEM	0	0			
DAP	1212	11	⚐⚐⚐⚐⚐⚐⚐⚐⚐⚐⚐⚐		⚐
IC	0	0			

FLORIȚOIA VECHĂ				RV	1339
				PRV	1179
				VVC	1002
ADF	371	4	⚐⚐⚐⚐		
PC	0	0			
SDP	169	2	⚐⚐		
SPUEM	0	0			
DAP	462	5	⚐⚐⚐⚐⚐		
IC	0	0			

MĂGURELE				RV	607
				PRV	508
				VVC	446
ADF	237	6	⚐⚐⚐⚐⚐⚐		⚐
PC	0	0			
SDP	0	0			
SPUEM	0	0			
DAP	209	5	⚐⚐⚐⚐⚐		
IC	0	0			

MĂNOILEȘTI				RV	2320
				PRV	1635
				VVC	1363
ADF	0	0			
PC	0	0			
SDP	293	3	⚐⚐⚐		
SPUEM	95	0			
DAP	975	10	⚐⚐⚐⚐⚐⚐⚐⚐⚐⚐⚐		⚐
IC	0	0			

PÂRLIȚA				RV	3091
				PRV	1989
				VVC	1729
ADF	321	3	⚐⚐⚐		
PC	0	0			
SDP	560	5	⚐⚐⚐⚐⚐		⚐
SPUEM	149	1	⚐		
DAP	699	6	⚐⚐⚐⚐⚐⚐		
IC	0	0			

NEGURENII VECHI				RV	1718
				PRV	1382
				VVC	1196
ADF	434	4	⚐⚐⚐⚐		
PC	0	0			
SDP	0	0			
SPUEM	0	0			
DAP	762	7	⚐⚐⚐⚐⚐⚐⚐		
IC	0	0			⚐

RĂDENII VECHI				RV	1685
				PRV	1024
				VVC	663
ADF	309	5	⚐⚐⚐⚐⚐		⚐
PC	0	0			
SDP	134	2	⚐⚐		
SPUEM	0	0			
DAP	220	4	⚐⚐⚐⚐		
IC	0	0			

NĂPĂDENI				RV	849
				PRV	727
				VVC	678
ADF	78	1	⚐		
PC	0	0			
SDP	245	4	⚐⚐⚐⚐		
SPUEM	0	0			
DAP	355	6	⚐⚐⚐⚐⚐⚐		⚐
IC	0	0			

SCULENI				RV	3764
				PRV	2920
				VVC	2684
ADF	508	3	⚐⚐⚐		
PC	0	0			
SDP	239	1	⚐		
SPUEM	172	1	⚐		
DAP	1765	10	⚐⚐⚐⚐⚐⚐⚐⚐⚐⚐⚐		⚐
IC	0	0			

PETREȘTI				RV	3015
				PRV	2168
				VVC	1969
ADF	1182	8	⚐⚐⚐⚐⚐⚐⚐⚐		⚐
PC	0	0			
SDP	138	1	⚐		
SPUEM	99	0			
DAP	550	4	⚐⚐⚐⚐		
IC	0	0			

SINEȘTI				RV	936
				PRV	636
				VVC	618
ADF	0	0			
PC	0	0			
SDP	0	0			
SPUEM	0	0			
DAP	618	11	⚐⚐⚐⚐⚐⚐⚐⚐⚐⚐⚐⚐		⚐
IC	0	0			

TEȘCURENI				RV	1102
				PRV	876
				VVC	741
ADF	135	2	⚐⚐		
PC	0	0			
SDP	231	3	⚐⚐⚐		⚐
SPUEM	0	0			
DAP	375	6	⚐⚐⚐⚐⚐⚐		
IC	0	0			

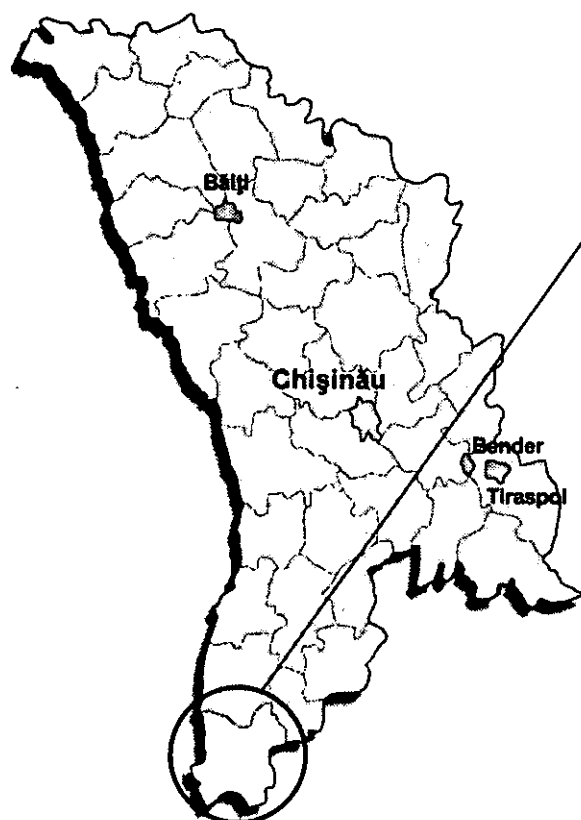
VALEA MARE				RV	1603
				PRV	1355
				VVC	1229
ADF	167	1	⚐		
PC	0	0			
SDP	168	1	⚐		
SPUEM	0	0			
DAP	894	9	⚐⚐⚐⚐⚐⚐⚐⚐⚐		
IC	0	0			⚐

TODIREȘTI				RV	2637
				PRV	1719
				VVC	1411
ADF	247	2	⚐⚐		
PC	0	0			
SDP	432	4	⚐⚐⚐⚐		⚐
SPUEM	0	0			
DAP	732	7	⚐⚐⚐⚐⚐⚐⚐		
IC	0	0			

ZAGARANCEA				RV	1930
				PRV	1251
				VVC	1080
ADF	236	3	⚐⚐⚐		
PC	0	0			
SDP	167	2	⚐⚐		
SPUEM	74	0			
DAP	603	8	⚐⚐⚐⚐⚐⚐⚐⚐		⚐
IC	0	0			

UNȚEȘTI				RV	1148
				PRV	968
				VVC	900
ADF	419	6	⚐⚐⚐⚐⚐⚐		
PC	0	0			
SDP	0	0			
SPUEM	0	0			
DAP	317	4	⚐⚐⚐⚐		
IC	164	1	⚐		⚐

3




VULCĂNEȘTI DISTRICT

- Surface area, sq.km. 930
- Distance from capital, km 200
- Number of registered voters 41530
- Number of participating registered voters 28438
- Percent of participating registered voters 68.48
- Number of valid votes cast 23987

3

RESULTS OF THE ELECTIONS TO THE DISTRICT COUNCIL

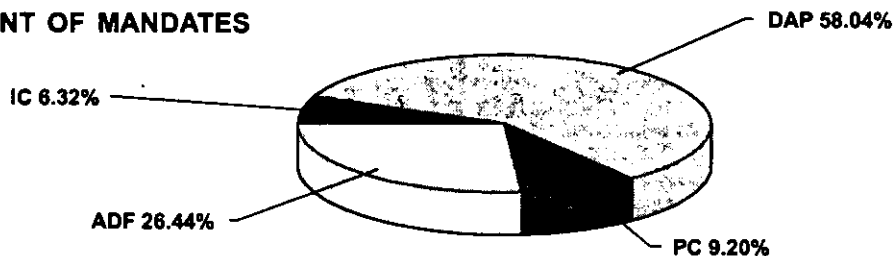
PERCENT OF MANDATES



No.	Name of party/ socio-political organization/ electoral bloc	Abbrevia- tion	Number of votes	Percent of total	Man- dates
1.	Alliance of Democratic Forces	ADF	5293	22.07	7
2.	Party of Communists	PC	6840	28.52	9
3.	Social-Democratic Party	SDP	0	0.00	0
4.	Socialist Party and "Unitate-Edinstvo" Movement	SPUEM	1464	6.10	2
5.	Economic Revival Party	ERP	0	0.00	0
6.	National Youth League	NYL	0	0.00	0
7.	Women's Association	WA	0	0.00	0
8.	Democratic Agrarian Party	DAP	9713	40.49	13
9.	Independent Candidates	IC	677	2.82	0

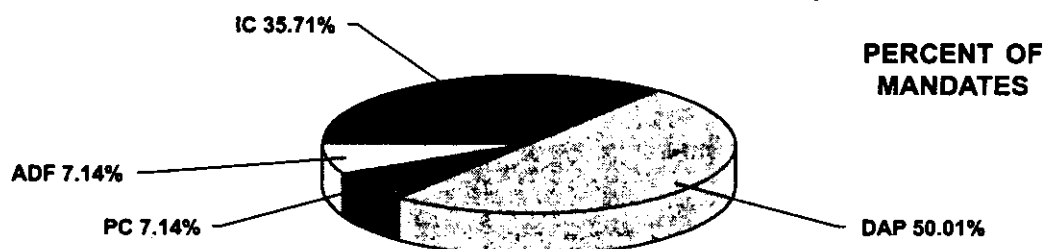
RESULTS OF THE ELECTIONS TO CITY AND VILLAGE COUNCILS

PERCENT OF MANDATES



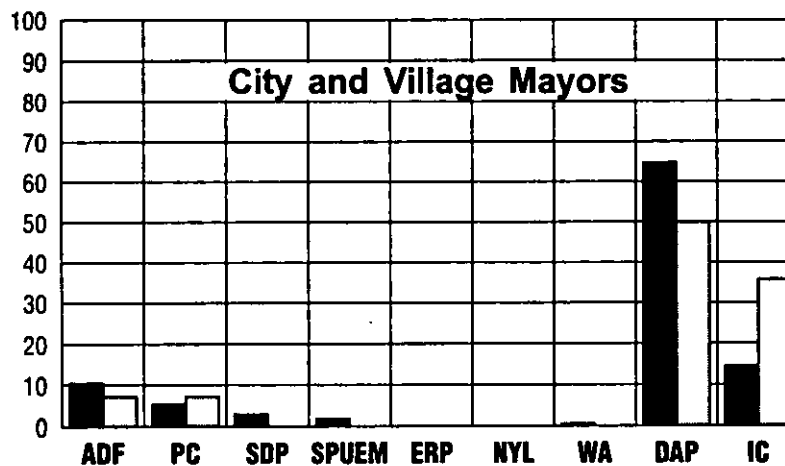
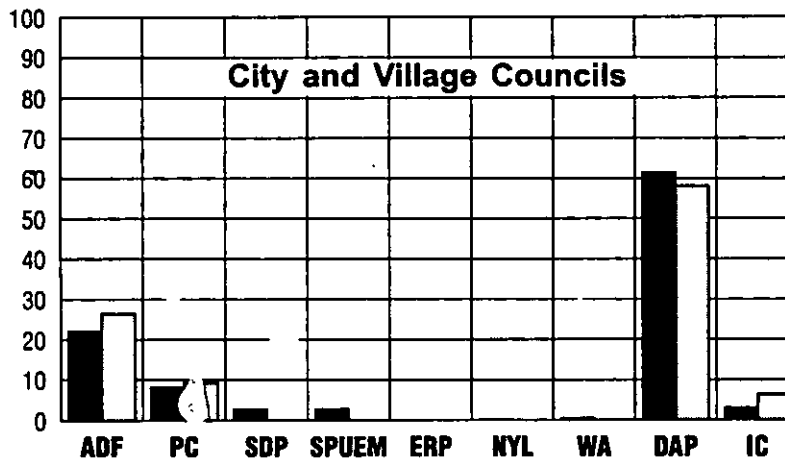
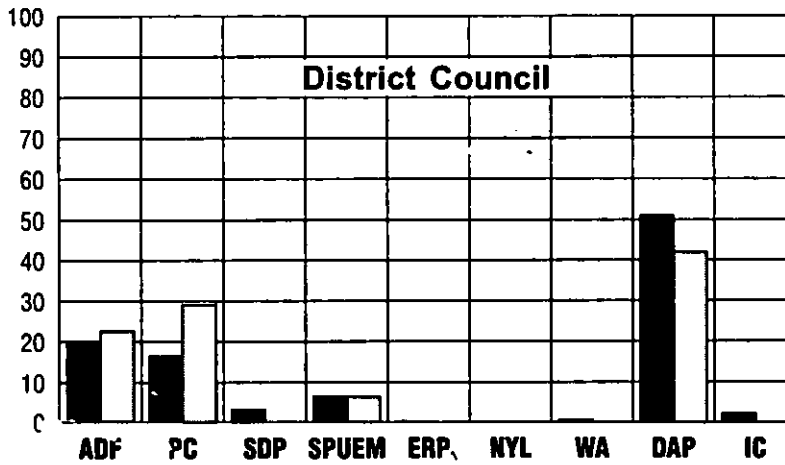
No.	Name of party/ socio-political organization/ electoral bloc	Abbrevia- tion	Number of votes	Percent of total	Man- dates
1.	Alliance of Democratic Forces	ADF	4841	20.84	46
2.	Party of Communists	PC	4504	19.39	16
3.	Social-Democratic Party	SDP	0	0.00	0
4.	Socialist Party and "Unitate-Edinstvo" Movement	SPUEM	336	1.45	0
5.	Economic Revival Party	ERP	0	0.00	0
6.	National Youth League	NYL	0	0.00	0
7.	Women's Association	WA	0	0.00	0
8.	Democratic Agrarian Party	DAP	10172	43.80	101
9.	Independent Candidates	IC	3372	14.52	11

RESULTS OF THE ELECTIONS OF CITY AND VILLAGE MAYORS



No.	Name of party/ socio-political organization/ electoral bloc	Abbrevia- tion	Number of votes	Percent of total	Man- dates
1.	Alliance of Democratic Forces	ADF	1197	5.05	1
2.	Party of Communists	PC	3778	15.94	1
3.	Social-Democratic Party	SDP	0	0.00	0
4.	Socialist Party and "Unitate-Edinstvo" Movement	SPUEM	0	0.00	0
5.	Economic Revival Party	ERP	0	0.00	0
6.	National Youth League	NYL	0	0.00	0
7.	Women's Association	WA	0	0.00	0
8.	Democratic Agrarian Party	DAP	8589	36.23	7
9.	Independent Candidates	IC	10142	42.78	5

COMPARATIVE RESULTS OF THE ELECTIONS BY DISTRICT AND ENTIRE REPUBLIC



■ Mandates republic
as a whole

□ Mandates in given
district

VOTES ACCUMULATED AND MANDATES OBTAINED IN LOCALITIES

3

Locality name	BRÂNZA	RV	1575	Number of registered voters
		PRV	1304	Number of participating registered voters
		VVC	1195	Number of valid votes cast
Abbreviation	ADF	411	7	Number of votes
	PC	0	0	Mandates
	SPUEM	0	0	
	DAP	163	2	
	IC	621	2	Mayor
				Councilors

VULCĂNEȘTI		RV	12106
		PRV	3147
		VVC	3024
ADF	0	0	
PC	2688	0	
SPUEM	336	0	
DAP	0	0	
IC	0	0	

BRÂNZA		RV	1575
		PRV	1304
		VVC	1195
ADF	411	7	
PC	0	0	
SPUEM	0	0	
DAP	163	2	
IC	621	2	

ALEXANDRU IOAN CUZA		RV	1893
		PRV	1454
		VVC	1313
ADF	640	8	
PC	0	0	
SPUEM	0	0	
DAP	214	3	
IC	459	2	

BURLĂCENI		RV	1486
		PRV	1183
		VVC	890
ADF	0	0	
PC	890	11	
SPUEM	0	0	
DAP	0	0	
IC	0	0	

CIȘMICHIOI			RV	3769
			PRV	3064
			VVC	2837
ADF	0	0		
PC	926	5	⚐⚐⚐⚐⚐⚐	
SPUEM	0	0		
DAP	1911	10	⚐⚐⚐⚐⚐⚐⚐⚐⚐⚐⚐⚐	⚐
IC	0	0		

GIURGIULEȘTI			RV	2027
			PRV	1817
			VVC	1545
ADF	411	6	⚐⚐⚐⚐⚐⚐⚐	
PC	0	0		
SPUEM	0	0		
DAP	477	6	⚐⚐⚐⚐⚐⚐⚐	
IC	657	1	⚐	⚐

COLIBAȘI			RV	3836
			PRV	3165
			VVC	2870
ADF	661	5	⚐⚐⚐⚐⚐⚐	
PC	0	0		
SPUEM	0	0		
DAP	788	5	⚐⚐⚐⚐⚐⚐	
IC	1421	5	⚐⚐⚐⚐⚐⚐	⚐

GĂVĂNOASA			RV	1664
			PRV	1080
			VVC	792
ADF	0	0		
PC	0	0		
SPUEM	0	0		
DAP	792	11	⚐⚐⚐⚐⚐⚐⚐⚐⚐⚐⚐⚐⚐⚐⚐	
IC	0	0		⚐

CÂMPENI			RV	981
			PRV	827
			VVC	452
ADF	0	0		
PC	0	0		
SPUEM	0	0		
DAP	452	11	⚐⚐⚐⚐⚐⚐⚐⚐⚐⚐⚐⚐⚐⚐⚐	⚐
IC	0	0		

IUJNOIE			RV	496
			PRV	460
			VVC	425
ADF	0	0		
PC	0	0		
SPUEM	0	0		
DAP	211	8	⚐⚐⚐⚐⚐⚐⚐⚐⚐	⚐
IC	214	1	⚐	

CÂȘLIȚA-PRUT			RV	951
			PRV	784
			VVC	753
ADF	82	1	⚐	
PC	0	0		
SPUEM	0	0		
DAP	671	10	⚐⚐⚐⚐⚐⚐⚐⚐⚐⚐⚐⚐	⚐
IC	0	0		

SLOBOZIA MARE			RV	4209
			PRV	3549
			VVC	3023
ADF	1230	6	⚐⚐⚐⚐⚐⚐⚐	
PC	0	0		
SPUEM	0	0		
DAP	1793	9	⚐⚐⚐⚐⚐⚐⚐⚐⚐⚐⚐⚐	⚐
IC	0	0		

ETULIA			RV	2627
			PRV	1737
			VVC	1276
ADF	0	0		
PC	0	0		
SPUEM	0	0		
DAP	1276	13	⚐⚐⚐⚐⚐⚐⚐⚐⚐⚐⚐⚐⚐⚐⚐⚐⚐⚐	⚐
IC	0	0		

VADUL LUI ISAC			RV	1970
			PRV	1380
			VVC	1274
ADF	651	7	⚐⚐⚐⚐⚐⚐⚐⚐	⚐
PC	0	0		
SPUEM	0	0		
DAP	623	6	⚐⚐⚐⚐⚐⚐⚐	
IC	0	0		

VĂLENI				RV	2061
				PRV	1742
				VVC	1556
ADF	755	6	0000000		
PC	0	0			
SPUEM	0	0			
DAP	801	7	0000000		0
IC	0	0			

CONTENTS

Chapter 1

**Election-related legislation
and documentation**

1

Chapter 2

**Documents of the Central Election
Commission**

2

Chapter 3

**Results of the elections in Republic,
districts and localities**

3

Chapter 4

Gagauz elections

4

CONTENTS OF CHAPTER 4

**4-3 LAW ON THE SPECIAL JURIDICAL STATUS OF GAGAUZIA
(GAGAUZ-YERI)**

adopted 23 December, 1994 [Abridged]

**4-6 THE ELECTIONS OF THE GOVERNOR (BASHKAN)
OF GAGAUZ-YERI**

**4-7 THE RESULTS OF THE ELECTIONS IN THE POPULAR
ASSEMBLY OF THE GAGAUZ-YERI**

LAW ON THE SPECIAL JURIDICAL STATUS OF GAGAUZIA (GAGAUZ-YERI)

adopted 23 December, 1994

[Abridged]

Based upon the principles of the Constitution of the Republic of Moldova, Parliament adopts the present Law:

Article 1.

- (1) Gagauz-Yeri, a territorial autonomous unit with a special status of self-determination for the Gagauz people, is a component of the Republic of Moldova.
- (2) Gagauz-Yeri solves its problems of political, cultural and economic development, within the limits of its competence and in the interest of all the people.
- (3) On the territory of Gagauz-Yeri, all rights and freedoms provided by the Constitution and the legislation of the Republic of Moldova shall be guaranteed.
- (4) In case the status of the Republic of Moldova changes, as an independent state, the Gagauz people shall have the right to self-determination.

Article 2

Gagauz-Yeri shall be administered on the basis of the Constitution of the Republic of Moldova, the present Law and other laws of the Republic of Moldova (with the exceptions provided by the present Law), the Regulations of Gagauz-Yeri and normative acts of the Popular Assembly (Halk Toplushu) of Gagauz-Yeri, which are not contradictory to the Constitution and the legislation of the Republic of Moldova.

Article 3

- (1) The official languages of Gagauz-Yeri shall be the Moldovan, Gagauz and Russian lan-

guages. On the territory of Gagauz-Yeri official languages as well as other foreign languages are free to function.

- (2) Correspondence with the Public Administrative Authorities of the Republic of Moldova, enterprises, organizations and institutions situated outside the territory of Gagauz-Yeri shall be carried out in Moldovan and Russian.

Article 4

Gagauz-Yeri has its own symbol, which shall be used together with the state symbol of the Republic of Moldova.

Article 5

- (1) Localities where Gagauz people are more than 50% of the population, shall enter Gagauz-Yeri.
- (2) Localities where Gagauz people are less than 50% of the whole population shall enter Gagauz-Yeri on the basis of the willingness of the majority of the voters, freely expressed through a local referendum, which can take place at the initiative of at least a third of the voters of the corresponding locality.
- (3) The localities provided by paragraph (1) and (2) of the present article in the creation of Gagauz-Yeri shall take place on the basis of the results of a local referendum, which can take place in every locality by the Government of the Republic of Moldova.
- (4) Localities that have entered Gagauz-Yeri shall keep the right to secede by means of a special local referendum which can take

place on the initiative of, at least, a third of the voters, but not earlier than a year from the moment of entering Gagauz-Yeri.

Article 6

The land, subsoil, waters, flora and fauna, other natural resources, mobile things and real estates, which are located on the territory of Gagauz-Yeri shall be considered the property of the Republic of Moldova and be regarded, at the same time, as the economic basis of Gagauz-Yeri.

Article 7

The representative authority of Gagauz-Yeri is invested in the Popular Assembly, which will have the right to adopt normative acts, within the limits of its authority.

Article 8

- (1) The Popular Assembly of Gagauz-Yeri shall be elected in territorial constituencies through a universal, equal, direct, secret and free expressed vote, for a term of 4 years.
- (2) The numerical component of the Popular Assembly shall be constituted as follows: one deputy for every 5 000 voters with the condition that every locality shall have at least one deputy.
- (3) A deputy in the Popular Assembly shall be a citizen of the Republic of Moldova who has reached 21 years of age, and, at the moment of conducting the elections, is living in the territorial constituency (locality) which he represents.

Article 10

- (1) The Popular Assembly of Gagauz-Yeri shall elect the Chairperson of the Popular Assembly (Halk Toplushu Bashi) and the Vice-Chairperson and the Presidium at its first session, and shall approve the Regulations of the Popular Assembly.
- (2) One of the Vice-Chairpersons shall be elected from deputies of a different ethnic origin than Gagauz.

Article 11

- (1) The Popular Assembly of Gagauz-Yeri shall adopt local laws within the limits of its authority, with the majority of the elected deputies.

Article 12

- (2) The Popular Assembly shall adopt local laws in the following spheres:
 - a) science, culture and education;
 - b) communal husbandry and household and town-planning;
 - c) health preserving, physical training and sports;
 - d) budget-financial activity and local taxation system;
 - e) public relations and social assistance;

Article 14

- (1) The Governor (Bashkan) is the official Supreme person of Gagauz-Yeri. All public administrative authorities of Gagauz-Yeri shall be subordinated to the Governor.
- (2) The Governor of Gagauz-Yeri shall be elected on the basis of a universal, equal, direct, secret and free expressed vote, for a term of 4 years, or on an alternative basis.
- (3) The Governor of Gagauz-Yeri shall be a citizen of the Republic of Moldova, who is 35 years old and knows the Gagauz language.
- (4) The Governor of Gagauz-Yeri shall be confirmed as a member of the Government of the Republic of Moldova through a Decree of the President of the Republic of Moldova.
- (9) The suspension from the function of the Governor of Gagauz-Yeri, before the term ends shall happen in case he does not respect the Constitution of the Republic of Moldova, the present law, local laws, and the resolutions of the Popular Assembly, or in case of he has committed an offense.

Article 16

- (1) The executive permanent authority of

Gagauz-Yeri shall be vested in the executive committee formed by the Popular Assembly at the first session of the term.

- (2) At the suggestion of the Governor of Gagauz-Yeri the Popular Assembly shall approve the component of the executive committee with the majority votes of the deputies.

Article 18

- (1) The budget of Gagauz-Yeri shall be formed from all kinds of payments established by the legislation of the Republic of Moldova and by the Popular Assembly.
- (2) The relations between the budget of Gagauz-Yeri and the state budget shall be established according to the laws of the Republic of Moldova on the budget system, and on the state budget for the corresponding year as fixed payments from all kinds of taxes.

Article 20

- (1) The Tribunal of Gagauz-Yeri shall be a Court of a II grade in comparison with the Courts hierarchically inferior, and shall examine as a prime Court, the most complicated civil, administrative and criminal cases.
- (2) The Judges of the Gagauz-Yeri Courts shall be appointed by a Decree of the President of the Republic of Moldova at the suggestion of the Popular Assembly of Gagauz-Yeri with the agreement of the Higher Magistrate Council.

- (3) The Chairperson of the Gagauz-Yeri Tribunal is an official member of the Supreme Court of Justice.

Article 21

- (2) The Prosecutor of Gagauz-Yeri shall be appointed by the General Prosecutor of the Republic of Moldova at the suggestion of the Popular Assembly and shall be an official member of the General Prosecutor's college of the Republic of Moldova.

Article 22

- (1) The Chief of the Direction of Justice of Gagauz-Yeri shall be appointed and suspended by the Ministry of Justice of the Republic of Moldova at the suggestion of the Popular Assembly.

Article 25

The Republic of Moldova is the guarantor of full and unconditional enforcement of Gagauz-Yeri, established by the present law.

Article 26

The administrative center of Gagauz-Yeri shall be determined by a local, special referendum.

Article 27

- (1) The present Law is constitutional.
- (2) The present Law shall be modified and supplemented if 3/5 of the deputies elected in the Parliament of the Republic of Moldova vote for it.

Chairperson of the Parliament Petru LUCINSCHI

No. 344-XIII

THE ELECTIONS OF THE GOVERNOR (BASHKAN) OF GAGAUZ-YERI

First round of the elections, May 28, 1995

(a) number of voters on the lists	107081
(b) number of voters taken part in the elections	75573
(c) number of null votes	3064
(d) number of valid votes	72461

No	Names of the candidates and the political party	they belong to number of votes	%
1.	Mihail Kendighelean, VATAN Party	17924	23.7
2.	Gheorghii Tabunșci, workers' collectives	34262	45.4
3.	Stepan Topal, workers' collectives	7988	10.6
4.	Croitor Dmitrii, workers' collectives	12287	16.3

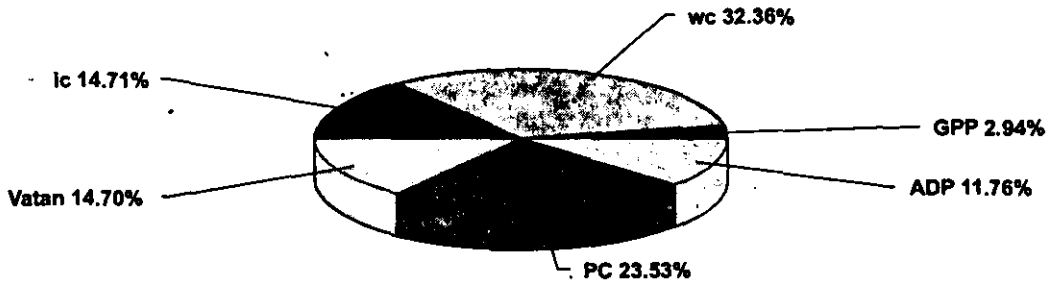
Second round of the elections: June 11, 1995

(a) number of voters on the lists	107081
(a) number of voters on the lists	106376
(b) number of voters taken part in the elections	69266
(c) number of null votes	2793
(d) number of valid votes	66473

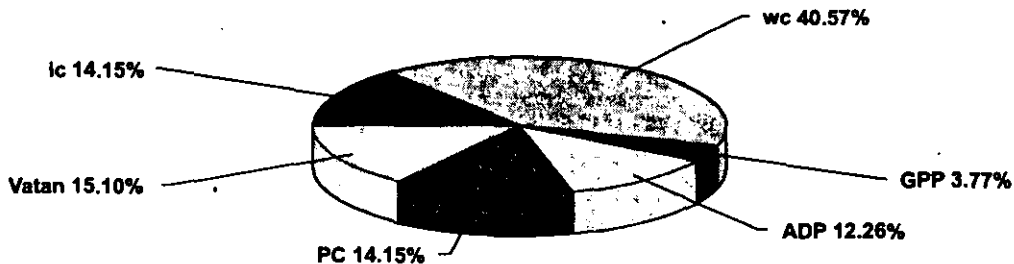
No	Names of the candidates and the political party	they belong to number of votes	%
1.	Mihail Kendighelean, VATAN party	22081	31.9
2.	Gheorghii Tabunșci, workers' collectives	44392	64.1

THE RESULTS OF THE ELECTIONS IN THE POPULAR ASSEMBLY OF THE GAGAUZ-YERI

PERCENT OF CANDIDATES



PERCENT OF DEPUTIES



4

No.	Name of party/ socio-political organization/ electoral bloc	Abbrevia- tion	Number of can- didates	Percent of total	Number of depu- ties	Percent of total
1.	Popular Party "VATAN"	Vatan	16	14.70	5	15.10
2.	Party of Communists	PC	15	23.53	8	14.15
3.	Agrarian Democratic Party	ADP	13	11.76	4	12.26
4.	Gagauz People's Party	GPP	4	2.94	1	3.77
5.	Workers' Collectives	wc	43	32.36	11	40.57
6.	Independent Candidates	ic	15	14.71	5	14.15
Totals:			106		34	

The Elections to the Popular Assembly of the Gagauz-Yeri

# of the Constitu- ency (number of votes) a) number of voters b) number of participants	candidates registered on behalf of: -political parties -workers' collectives (wc) -independent candi- dates (lc)	votes recei- ved during the first round of the elections (May 28, 1995)	the turnout of the second round of the elections a) number of voters b) number of participants (June 11, 1995)	votes received during the second round of the elections	elected candidates
1.	2.	3.	4.	5.	6.
Nr.1. Cladîr-Lunga a) 5086 b) 3597 – 70.6%	1. Bacaeva Zinaida (Vatan) 2. Paşali Piotr (PC)	541 – 15.0% 2799 – 77.8%	—	—	Paşali Piotr, PC
Nr.2. Cladîr-Lunga a) 5295 b) 3750 – 70.8%	1. Terzi Fiodor (Vatan) 2. Cîvîrjic Constantin (PC) 3. Şevciuc Ivan (ADP)	424 – 11.3% 715 – 19.1% 2359 – 62.9%	—	—	Şevciuc Ivan, ADP
Nr.3. Cladîr-Lunga a) 5301 b) 3537 – 66.7%	1. Cheleş Fiodor (Vatan) 2. Gagauz Mihail (wc) 3. Calreac Ivan (ADP)	428 – 12.1% 1052 – 29.7% 1850 – 52.3%	—	—	Calreac Ivan, ADP
Nr.4. Comrat a) 5522 b) 3656 – 66.2%	1. Volcov Victor (wc) 2. Novac Boris (wc) 3. Petrovici Piotr (wc) 4. Burgudji Ivan (Vatan) 5. Barban Stepan (wc) 6. Bejan Ivan (PC) 7. Topal Ivan (GPP) 8. Popazoglo Dmitrii ADP	1105 – 30.2% 539 – 14.7% 288 – 7.9% 246 – 6.7% 138 – 3.8% 682 – 18.6% 330 – 9.0% 47 – 1.3%	a) 5477 b) 3009 – 54.9%	2134 – 70.9%	Bejan Ivan, PC

4

1.	2.	3.	4.	5.	6.
Nr.5. Comrat a) 5820 b) 3743 – 64.3%	1.Buzagi Piotr (wc) 2.Arabagi Piotr (wc) 3.Tumba Nicolai (wc) 4.Zlatov Boris (Vatan) 5.Onofrei Alexandr (wc) 6.Porteanco Piotr (wc) 7.Cara Maria (PC) 8. Tauşangi Constantin (GPP) 9.Calicişcov Ivan (wc) 10.Uzun Ilia (ADP) 11.Ivanov Piotr (wc)	943 – 25,2% 224 – 6.0% 376 – 10.0% 157 – 4.2 % 96 – 2.6% 148 – 4.0% 210 – 5.6% 851 – 22.7% 332 – 8.9% 39 – 1.0% 113 – 3.0%	a) 5522 b) 2965 –53.7%	1166 – 39.3% 1523 – 51.4%	 Tauşangi Constantin, GPP
Nr.6. Comrat a) 5551 b) 3714 - 66.9%	1.Constantinov Dmitrii (wc) 2.Topal Nicolai (wc) 3.Kendighelean Mihail (Vatan) 4.Cîlcic Ivan (PC) 5.Arabagi Gheorghii (GPP) 6.Ceşmegi Andrei (wc) 7.Anastasov Ilia (ADP) 8.Stomatov Gheorghii (ic)	1029 – 27.7% 704 – 19.0% 749 – 20.2% 403 – 10.9% 111 – 3.0% 148 – 4.0% 261 – 7.0% 85 – 2.3%	a) 5583 b) 3412 – 61.1%	1926 – 56.4% 1108 – 32.5%	Constantinov Dmitrii, wc -
Nr.7. Vulcăneşti a) 5616 b) 4042 – 72.0%	1.Cilinghir Afanasii (wc) 2.Cioban Ivan (Vatan) 3.Ivanoglo Ghorghii (wc) 4.Mandagi Afanasii (PC)	111 – 2.7% 2752 – 68.1% 356 – 8.8% 533 – 13.2%	—	—	 Cioban Ivan, Vatan
Nr.8. Vulcăneşti a) 6612 b) 4467 – 67.6%	1.Cîvirjic Gheorghii (ic) 2.Cîşlari Gheorghii (Vatan) 3.Raicev Ivan (ic) 4.Bozbel Constantin (PC)	697 –15.6% 512 –11.5% 44 –1.0% 2726 – 61.0%	—	—	 Bozbel Constantin, PC

1.	2.	3.	4.	5.	6.
Nr.9. Alexeevca a) 231 b) 166 – 71.9%	1.Nicolaev Vladimir (wc) 2.Caranfil Aurel (lc) 3.Lugovschii Constantin (ADP)	62 – 37.3% 85 – 51.2% 17 – 10.2%	—	—	Caranfil Aurel, lc
Nr.10. Avdarma a) 2640 b) 1762 – 66.7%	1.Iazagi Fiodor (wc)	1418 – 80.5%	—	—	Iazagi Fiodor, wc
Nr.11. Baurci a) 4697 b) 3322 – 70.7%	1.Telpiz Nicolai (wc) 2.Terzi Acsentii (ic) 3.Arnaut Harlampii (wc) 4.Curdoglo Vasiliu (wc)	2399 – 72.2% 163 – 4.9% 477 – 14.4% 140 – 4.2%	—	—	Telpiz Nicolai, wc
Nr.12. Beșalma a) 2799 b) 2033 – 72.6%	1.Chesea Mina (wc) 2.Zavricico Piotr (wc) 3.Cara Piotr (PC) 4.Cadın Afanasii (wc)	185 – 9.1% 109 – 5.4% 121 – 6.0% 1572 – 77.3%	—	—	Cadın Afanasii wc
Nr.13. Beșghioz a) 2016 b) 1537 – 76.2%	1.Arabagi Gheorghii (lc) 2.Curud Dmitrii (ADP)	1018 – 66.2% 460 – 29.9%	—	—	Arabagi Gheorghii, lc
Nr.14. Bugeac a) 1161 b) 927 – 79.8%	1.Dudoglo Nicolai (Vatan) 2.Coltuc Gheorghii (PC) 3.Vlah Alexei (ADP)	135 – 14.6% 729 – 78.6% 47 – 5.1%	—	—	Coltuc Gheorghii, PC
Nr.15. Carbolia a) 410 b) 376 – 91.7%	1.Dergaci Ivan (lc) 2.Popescu Stepan (wc)	288 – 76.6% 69 – 18.4%	—	—	Dergaci Ivan, lc
Nr.16. Cazacilia a) 4645 b) 3004 – 64.7%	1.Sult Gheorghii (wc) 2.Vlah Fiodor (wc) 3.Diulligher Dmitrii (wc)	837 – 27.9% 159 – 5.3% 1849 – 61.6%	—	—	Diulligher Dmitrii, wc

1.	2.	3.	4.	5.	6.
Nr.17. Cloc-Maldan a) 2888 b) 2135 – 73.9%	1.Calciu Ghorghii (ic) 2.Petcoglo Ivan (PC) 3.Coltun Piotr (ADP) 4.Ianloglo Flodor (wc)	278 – 13.0% 60 – 2.8% 908 – 42.5% 777 – 36.4%	a) 2909 b) 2228 – 76.6%	1271 – 57% 847 – 38.0%	Coltun Piotr, ADP
Nr.18. Cișmichioi a) 3761 b) 2819 – 75.0%	1.Vornicov Mihail (Vatan) 2.Socolov Ivan (PC)	2082 – 73.9% 614 – 21.9%	—	—	Vornicov Mihail, Vatan
Nr.19. Chioselia-Rusă a) 509 b) 352 – 69.2%	1.Nazarenco Ivan (wc)	323 – 91.8%	—	—	Nazarenco Ivan, wc
Nr.20. Chiriet-Lunga a) 1687 b) 1300 – 77.1%	1.Panaitov Constantin (wc)	1107 – 85.2%	—	—	Panaitov Constantin, wc
Nr.21. Chirsova a) 4723 b) 3649 – 77.3%	1.Fucegi Afanasii (PC) 2.Sircheli Fiodor (ic)	2051 – 56.2% 1396 – 38.3%	—	—	Fucegi Afanasii, PC
Nr.22. Congaz a) 7637 b) 4780 – 62.6%	1.Frangu Gavril (ADP) 2.Stoianov Nicolai (wc) 3.Esir Stepan (PC)	722 – 15.1% 1225 – 25.6% 2540 – 53.1%	—	—	Esir Stepan, PC
Nr.23. Congazcicul de Sus a) 950 b) 695 – 73.2%	1.Samsi Gheorghe (wc) 2.Sibi Dmitrii (GPP) 3.Porc-Grass Nicolai (wc)	398 – 57.3% 145 – 20.9% 107 – 15.4%	—	—	Samsi Gheorghe, wc
Nr.24. Congazcicul de Jos a) 148 b) 139 – 94.0%	1.Cazangi Vasili (ic)	70 – 50.4%	—	—	Cazangi Vasili, ic

1.	2.	3.	4.	5.	6.
Nr.25. Copciac a) 5525 b) 5176 – 93.7%	1. Anghelicev Vladimir (wc)	4911 – 94.9%	—	—	Anghelicev Vladimir, wc
Nr.26. Cotovscoe a) 493 b) 430 – 87.2%	1. Duşcov Ivan (PC)	363 – 84.4%	—	—	Duşcov Ivan, PC
Nr.27. Dezghingea a) 3630 b) 2214 – 61.0%	1. Gagauz Gheorghii (Vatan) 2. Sîrbu Nicolai (wc) 3. Sîrbu Piotr (ic) 4. Tomailî Alexei (ADP)	219 – 9.9% 918 – 41.5% 179 – 8.1% 775 – 35.0%	a) 3624 b) 1791 – 49.4%	736 – 41.1% 930 – 51.9%	Elections Invalid
Nr.28. Duduleşti a) 33 b) 30 – 91.0%	1. Boiţatu Maria (ic)	30 – 91.0%	—	—	Boiţatu Maria, ic
Nr.29. Etulia a) 2145 b) 1255 – 58.2%	1. Economov Piotr (Vatan) 2. Buiucii Stepan (wc)	761 – 60.6% 397 – 31.6%	—	—	Economov Piotr, Vatan
Nr.30. Etulia Nouă a) 491 b) 415 – 84.5%	1. Arnaut Ivan (Vatan)	349 – 84.1%	—	—	Arnaut Ivan, Vatan
Nr.31. Ferapontevca a) 775 b) 588 – 75.9%	1. Berezov Alexandr (wc) 2. Topai Ivan (ADP)	242 – 41.2% 325 – 55.3%	—	—	Topai Ivan, ADP
Nr.32. Gaidar a) 2520 b) 2170 – 86.1%	1. Capsamun Gheorghii (ic) 2. Ceban Ivan (wc)	469 – 21.6% 1611 – 74.2%	—	—	Ceban Ivan, wc
Nr.33. Joltai a) 1326 b) 1112 – 83.9%	1. Petcovici Victor (PC) 2. Cernev Victor (Vatan)	564 – 50.7% 524 – 47.1%	—	—	Petcovici Victor, PC

1.	2.	3.	4.	5.	6.
Nr.34. Tomal a) 3248 b) 1863 – 57.4%	1.Topciu Iurii (Vatan) 2.Terzi Vladimir (wc) 3.Cimpoleş Dmitrii (lc) 4.Garcu Galina (ic)	551 – 29.6% 212 – 11.4% 523 – 28.1% 451 – 24.2%	a) 3237 b)1948 – 60.2%	1077 – 55.3% 732 – 37.6%	Topciu Iurii, Vatan
Nr.35. Svetlî a) 1188 b) 731 – 61.5%	1.Filicicov Pavel (wc) 2.Culujuclu Grigorii (wc) 3.Sircheli Piotr (ADP) 4.Coiciv Nicolai (Vatan)	336 – 46.0% 268 – 36.7% 79 – 10.8% 32 – 4.4%	a) 1135 b) 629 – 55.4%	236 – 37.5% 371 – 59.0%	Culujuclu Grigorii, wc

Republic of Moldova



**Republic of Moldova
Local Elections
April 16, 1995**

**Republic of Moldova, Election-related legislation and documentation;
documents of Central Election Commission on April 16, 1995
Local Elections in Moldova; results of elections.**

1995 — 380 pp. — 20.5 x 29.0 cm

**Comanda nr. 778
Tirajul 600
Editura TISH ltd, Chişinău, 1995**

**F.E.P. «Tipografia Centrală»,
277068, Chişinău, str. Florilor, 1
Departamentul Edituri, Poligrafie
şi Comerţul cu Cărţi**

International Foundation
for Electoral Systems
1101 15th STREET, N.W.
3rd FLOOR
WASHINGTON, D.C. 20005-USA
PHONE (202) 828-8507
FAX (202) 452-0804

The IFES Program in Moldova
is funded by the United States
Agency for International
Development

FUNDAȚIA INTERNAȚIONALĂ
PENTRU SISTEME ELECTORALE
PROGRAM MOLDOVA

Str. George Mănușuc, nr. 3
277009, Chișinău, Moldova

Tel: (373-2) 733-255

Fax: (373-2) 733-621

E-mail: dorin@ifes.moldova.su

IFES-MOLDOVA

PROJECT DIRECTOR
Dorin Tudoran

ASSISTANT TO THE
PROJECT DIRECTOR
Igor Munteanu

PROGRAM ASSISTANTS
Igor Boțan
Angela Avornic

ADMINISTRATIVE
ASSISTANTS
Boris Daniș

LOGISTICS
Andrei Bărdan

IFES Edition

TISH Ltd.

Chișinău, 1995