

Date Printed: 11/03/2008

JTS Box Number: IFES_8

Tab Number: 6

Document Title: Republic of Moldova: Presidential
Elections: November 17 & December 1, 1996

Document Date: 1996


Document Country: Moldova

IFES ID: R01759



* 2 9 B 1 3 D 0 2 - 7 E 6 8 - 4 4 7 8 - A 0 2 7 - F 7 E 7 C E 3 0 C B C F *

International Foundation for Election Systems



Republic of Moldova

Presidential Elections

November 17 & December 1, 1996



IFES edition



This project was made possible
by a grant from the U.S. Agency
for International Development.

This material is in the public domain and may be reproduced without
permission. Citation of the source is welcomed and appreciated.

ACKNOWLEDGMENTS

IFES Moldova would like to thank the following people for their important
contributions: Mr. Paul S. DeGregorio, Director of Outreach Development,
University of Missouri St. Louis, USA, for reviewing the manuscript and
suggesting improvements and Ms. Katja Stenghelin, Director of Studies,
Open World House English School, Republic of Moldova, for final proofreading.

The data processing program package for the Central Electoral Commission
and computerized preparation and publishing of this brochure was carried out
by TISH Ltd.

Design by Oleg Usatâi

© TISH Ltd., Chişinău, 1997

ISBN 9975-947-01-8

CZU 340.130.5(08)(094.57)(478.9)

E 1203020100
M133-97 fără anunţ

Printed in the Republic of Moldova

CONTENTS

CHAPTER 1

**ELECTION-RELATED LEGISLATION AND
DOCUMENTATION**

1

CHAPTER 2

**DOCUMENTS OF THE CENTRAL ELECTORAL
COMMISSION**

2

CHAPTER 3

**RESULTS OF THE ELECTION IN THE REPUBLIC,
DISTRICTS AND LOCALITIES**

3

CHAPTER 4

**THE CONSTITUTIONAL COURT’S RESOLUTION
ON THE RESULTS**

4

CONTENTS OF CHAPTER 1 ELECTION-RELATED LEGISLATION AND DOCUMENTATION

- 1-3** **LAW OF THE REPUBLIC OF MOLDOVA ON THE ELECTION OF THE
PRESIDENT OF THE REPUBLIC OF MOLDOVA**
Adopted May 16, 1996, No. 833-XIII
- 1-24** **RESOLUTION OF THE PARLIAMENT OF THE REPUBLIC OF MOLDOVA
REGARDING THE SCHEDULE OF THE DAY OF THE ELECTION OF
THE PRESIDENT OF THE REPUBLIC OF MOLDOVA**
Adopted June 26, 1996, No. 894-XIII
- 1-25** **RESOLUTION OF THE PARLIAMENT OF THE REPUBLIC OF MOLDOVA
REGARDING THE APPROVAL OF NOMINAL MEMBERSHIP OF THE
CENTRAL ELECTORAL COMMISSION FOR THE ELECTION OF THE
PRESIDENT OF THE REPUBLIC OF MOLDOVA**
Adopted July 12, 1996, No. 924-XIII
- 1-26** **RESOLUTION OF THE PARLIAMENT OF THE REPUBLIC OF MOLDOVA
REGARDING THE FUNDING OF THE CENTRAL ELECTORAL COMMISSION
FOR THE ELECTION OF THE PRESIDENT OF THE REPUBLIC OF MOLDOVA**
Adopted July 24, 1996, No. 964-XIII

LAW OF THE REPUBLIC OF MOLDOVA ON THE ELECTION OF THE PRESIDENT OF THE REPUBLIC OF MOLDOVA

According to the provisions of Articles 78-79 and 2 of the Final and Transition Provisions of the Constitution of the Republic of Moldova, the Parliament adopts this Law:

CHAPTER I. GENERAL PROVISIONS

Article 1. The fundamental principles of the election of the President of the Republic of Moldova.

- (1) The President of the Republic of Moldova shall be elected by the citizens of the Republic of Moldova by a universal, equal, direct, secret and freely expressed vote.
- (2) Only a citizen of the Republic of Moldova who, by the day of the election, has reached the age of 35, has lived on the territory of the republic for no less than 10 years, speaks the state language and, in accordance with this Law, is nominated as a candidate for the President of the Republic of Moldova — may be elected President of the Republic of Moldova.
- (3) This Law provides for the method of nominating a candidate and the method of campaigning for the position of the President of the Republic of Moldova.
- (4) A candidate shall be declared elected if he gains at least half the votes of those who participated in the election.
- (5) In the event that none of the candidates obtain at least half the votes of those who participated in the elections, a run off shall be held between the two candidates receiving the most votes in the first round. The ballot order shall be arranged by the number of votes received in the first round.
- (6) The candidate who receives more votes in the second round is elected if the number of votes received is larger than the number of votes against this candidate.
- (7) The date of the election as well as the date of the second round shall be established by this Law. The results of the election of the President of the Republic of Moldova shall be confirmed by the Constitutional Court.
- (8) Within 45 days of the election the candidate whose election has been validated by the Constitutional Court in the method established by this Law shall take the oath in the presence of Parliament and the Constitutional Court in accordance with the text provided in Article 79 (2) of the Constitution of the Republic of Moldova and Article 34 (1) of this Law. The term of the President of the Republic of Moldova shall be for 4 years and shall be exercised starting the day of taking the oath. The President of the Republic of Moldova shall exercise his mandate until the newly elected President takes the oath.
- (9) The term of the President of the Republic of Moldova may be extended in the event of war or calamity in the method established by the Law on the President of the Republic of Moldova.
- (10) The same person may not hold the office of the President of the Republic of Moldova for more than two consecutive terms.

Article 2. Principles for conducting the election of the President of the Republic of Moldova.

- (1) The election of the President of the Republic of Moldova shall be carried out by universal voting. Citizens of the Republic of Moldova who, by the day of the election includingly, have reached the age of 18, have the right to participate in the election of the President of the Republic of Moldova.
- (2) Citizens of the Republic of Moldova shall fully enjoy their voting rights irrespective of their race, nationality, ethnic origin, language, religion, gender, opinion, political affiliation, property or social origin. Any limitation of the right of citizens to participate in the election of the President of the Republic of Moldova based on the above mentioned criteria is prohibited.
- (3) Citizens who are mentally ill, declared by the court to be incompetent, as well as individuals sentenced to incarceration based on a judicial decision, ~~or those who in a legally established mode of the penal procedure are held under arrest,~~⁺ may not participate in the election of the President of the Republic of Moldova.
- (4) Citizens who have not reached the age of 35 by the date of the election, those who have lived in the republic for less than 10 years, those who do not know the state language, as well as those who are mentally ill and declared incompetent by the court, individuals sentenced to incarceration based on a judicial decision ~~or those who, in a legally established mode of the penal procedure, are held under arrest,~~ do not qualify as candidates for the position of the President of the Republic of Moldova.
- (5) The election of the President of the Republic of Moldova shall be carried out by equal voting. Each citizen who participates in the election of the President of the Republic of Moldova has one vote.
- (6) The election of the President of the Republic of Moldova shall be carried out by direct voting. The President of the Republic of Moldova shall be elected directly by the people of the Republic of Moldova.
- (7) The election of the President of the Republic of Moldova shall be carried out by secret voting. Influence on the will of the voters by methods that contradict the law and the control over the expression of their will is prohibited.
- (8) The election of the President of the Republic of Moldova shall be carried out by freely expressed voting. Citizens of the Republic of Moldova shall decide on their own whether or not to participate in the election and for whom to vote.
- (9) A citizen has the right to vote in only one precinct.
- (10) During the election campaign, the state shall guarantee equal rights to all candidates for the position of the President of the Republic of Moldova.

Article 3. Electioneering during the preparation and holding of the election of the President of the Republic of Moldova.

- (1) The election of the President of the Republic of Moldova shall be organized and conducted openly and publicly.
- (2) The state guarantees the citizens of the republic the right to campaign for or against any candidate for the President of the Republic of Moldova. On the day of the election electioneering in any form is prohibited. All decisions of local public administrations regarding the preparation and holding of the election of the President of the Republic of Moldova shall be published in the method established by current laws within 2 days of their adoption.
- (3) No later than 2 days after their formation, the electoral commissions shall promptly inform the population of their composition, the location of their offices and the

⁺ This Law includes the amendments made to the Law by the Parliament of Moldova on October 15, 1996. The text ~~crossed out~~ was eliminated and the *italic text* was added by this new amendment.

working hours of the polling places ~~and make public the lists of the voters.~~

- (4) Higher level electoral commission representatives, representatives of parties and other social-political organizations, trustees of the candidates for the President of the Republic of Moldova, as well as observers from abroad and international organizations shall have the right to attend the electoral commission meetings, the voting, the tallying of the votes at polling stations, as well as the determination of the election results. *Internal observers may be any individuals nominated by the leaders of public organizations dealing with human rights which register in the established method by the date the elections are determined and confirmed by the Central Electoral Commission.* Credentials of the persons mentioned above shall be confirmed by documents established by current laws. ~~The electoral commission shall be notified of the fact that these persons will observe the voting, counting and evaluation of results no later than 2 days in advance of the election. The Ministry of Foreign Affairs shall invite international observers as well as representatives from international organizations and shall arrange their accreditation.~~
- (5) The mass media shall report on the course of the preparation and holding of the election of the President of the Republic of Moldova. Access to election-related meetings by members of the media shall be guaranteed in the method established by the Law on Media and this Law.
- (6) Interference with the electoral commission activity by persons who, under this article, have access to electoral commission operations, is prohibited.

Article 4. The right to nominate candidates for the position of the President of the Republic of Moldova.

Candidates for the position of the President of the Republic of Moldova shall be nominated by parties and social-political organi-

zations officially registered prior to the date of the election is determined as described in this Law, and by electoral blocs which shall be organized and registered under current laws. Independent candidates shall be eligible to put forward their candidacy under the provisions of this Law. Nomination of candidates for the position of the President of the Republic of Moldova shall be implemented under the terms provided in this Law.

Article 5. Financing the election of the President of the Republic of Moldova.

- (1) Expenses connected with the preparation and holding of the election of the President of the Republic of Moldova shall be borne by the state.
- (2) The amount of these expenses shall be established by Parliament within the limits of the provisions of the Law on the state budget for the year when the election of the President of the Republic of Moldova is determined and held. The proposals on the actual amount of expenses shall be determined by the Central Electoral Commission and submitted to the Government. The Government shall examine them and then present them to Parliament for confirmation. Within ~~3 months~~ 45 days of the election the Central Electoral Commission shall submit to Parliament a report on the management of the allotted sum along with the statement of the Court of Accounts.
- (3) The method of distribution and spending of funds, as well as of publication of the final expense report, shall be established by the Central Electoral Commission under the conditions provided for by this Law. Public authorities, enterprises, institutions and organizations shall make office space and equipment necessary for the election available for use by the electoral commissions.
- (4) State mass media shall publish the materials presented by the electoral commission, electoral programs of the candidates

for the President of the Republic of Moldova and other materials free of charge.

- (5) Direct or indirect funding and material support in any form of the electoral campaign of the candidates for the position of the President of the Republic of Moldova by foreign countries and international enterprises, institutions, organizations, including banks, is prohibited, as is funding by individuals who are not citizens of the Republic of Moldova.
- (6) Direct or indirect financing and material support in any form of the electoral campaign of the candidates for the position of the President of the Republic of Moldova by enterprises, institutions and organizations, including banks, of the Republic of Moldova, as well as by individuals, citizens of the Republic of Moldova, shall be done only after the announcement in local media about these sources and after the candidate for the position of the President of Moldova has filed a copy of the sources with the Central Electoral Commission.
- (7) *Within 5 days of registration, a candidate for the position of the President shall open an account at the Bank of Savings which will be specified as "Electoral Account." The candidate shall transfer his own money and funds granted by organizations, local commercial and private enterprises and Moldovan citizens to this account. These funds shall be transferred to the account with the candidate's preliminary consent.*
- (8) *The Bank of Savings will notify the Central Electoral Commission of funds transferred to the candidate's account within 24 hours of the day of the transfer.*
- (9) *In the event that the candidate has transferred undeclared funds from abroad or has used such funds, the Central Electoral Commission shall ask the Supreme Court to suspend the registration of the candidate. The appeal will be examined within 5 days and immediately on election day.*
- (10) *To check the sources of income, the correctness of the record and the spending of funds*

by candidates, the Central Electoral Commission may turn to the Court of Accounts or the Fiscal Inspector and ask them to review these documents.

Article 6. Penalties for illegal activity involving the election of the President of the Republic of Moldova.

- (1) Individuals who, by violence, fraud, threat or other actions violating the law, hinder the free exercise of the right of citizens of Moldova to elect and be elected as President of the Republic of Moldova and hold a pre-election campaign; and members of electoral commissions and other official persons who falsify electoral documents, have deliberately tallied votes incorrectly, have disclosed the voting secret, or have committed other violations of this Law shall bear penal, administrative, civil or disciplinary responsibility in accordance with current laws.
- (2) Individuals who have published or broadcast by other means, false information about candidates for the position of the President of the Republic of Moldova shall bear penal, administrative, civil or disciplinary responsibility in accordance with current laws.
- (3) If a candidate for the position of the President of the Republic of Moldova violates the provisions of this Law, *his registration shall be suspended in the method established by Article 5 (9) and, in other cases, the candidate shall bear the punishment according to current laws.*
- (4) Any person who prevents either directly or indirectly the collection of signatures of candidate supporters performed according to this Law, shall bear the punishment in accordance with current laws.
- (5) Representatives from the local public administration authorities who directly or indirectly refuse to certify the petitions or delay their certification, shall bear the punishment in accordance with current laws.

CHAPTER II. ORGANIZING AND HOLDING THE ELECTION OF THE PRESIDENT OF THE REPUBLIC OF MOLDOVA.

Article 7. Determining the election of the President of the Republic of Moldova.

- (1) The election of the President of the Republic of Moldova is held on the third Sunday of the month of November of the year preceding the year when the term of the mandate of the President of the Republic of Moldova expires.
- (2) The election of the President of the Republic of Moldova (organization of the first and second rounds of the election) is announced by the Parliament of the Republic of Moldova by a resolution no later than three months before the day of the first round of the election.
- (3) If none of the candidates gain at least half of the votes of the voters who participated in the elections, on the first Sunday of the month of December of the year preceding the year when the mandate of the incumbent President of the Republic of Moldova expires, the second round shall be held between the 2 candidates who received the most votes in the first round. The ballot order shall be determined by the number of votes received in the first round.
- (4) In the event that the President of the Republic of Moldova is elected in the first round of the election, the Constitutional Court shall confirm the results of the election on the last Saturday of the month of November of the year preceding the year when the mandate of the incumbent President of the Republic of Moldova expires.
- (5) If the President of the Republic of Moldova is elected in the second round of elections, the Constitutional Court shall confirm the results of the election of the President of the Republic of Moldova on the third Saturday of the month of De-

cember of the year preceding the year when the term of the incumbent President of the Republic of Moldova expires.

- (6) The candidate whose election for the position of the President of the Republic of Moldova has been confirmed by the Constitutional Court shall take the oath in the presence of Parliament and the Constitutional Court on the day when the term of the incumbent President of the Republic of Moldova expires.
- (7) In the event of resignation, dismissal, definite incapability to exercise his authorities, or death of the President of the Republic of Moldova, or if the results of the election of the President of the Republic of Moldova have not been confirmed, within 3 months of the day when such a vacancy of the President of the Republic of Moldova occurs, the Parliament of the Republic of Moldova, in accordance with the provisions of the Constitution and current laws, shall determine the day of a repeat election of the President of the Republic of Moldova (the date of organizing the first and second round of the election, the date of confirmation of the results of the election and the date of taking the oath by the candidate who will be confirmed by the Constitutional Court).

Article 8. Electoral Commissions for the election of the President of the Republic of Moldova.

- (1) In order to organize and hold the election for the position of the President of the Republic of Moldova the following commissions are formed:
 - a) A Central Electoral Commission for the election of the President of the Republic of Moldova;
 - b) District electoral commissions (of municipalities, autonomous territories with special status, and regions) for the election of the President of the Republic of Moldova;

- c) Precinct electoral commissions for the election of the President of the Republic of Moldova.
- (2) ~~The term of authorities of electoral commissions for the election of the President of the Republic of Moldova expires once the candidate for the position of the President of the Republic of Moldova has taken oath and his election has been confirmed by the Constitutional Court.~~
Authority of District and Precinct Electoral Commissions expires on the day of confirmation by the Constitutional Court of election results. Authority of Central Electoral Commission expires upon taking the oath by the candidate elected President of Moldova.

Article 9. Formation of the Central Electoral Commission.

- (1) The Central Electoral Commission is formed by the Parliament of the Republic of Moldova no later than 90 days before the determined day of the election and shall have the following composition:
 - a) 3 members from the Supreme Court of Justice;
 - b) 3 prosecutors from the General Prosecutor's Office;
 - c) 3 representatives from the Supreme Council of Magistracy;
 - d) one representative entitled to a consultative vote from each candidate for the position of the President of the Republic of Moldova, registered in accordance with this Law.
- (2) The aforementioned 3 members of the Supreme Court of Justice shall be elected at a Plenum of the Supreme Court of Justice from among the members of the Supreme Court of Justice. The results of the voting are entered in a record which shall be signed by the Chairperson of the Supreme Court of Justice. The Chairperson of the Supreme Court of Justice shall announce the date of the Plenum of the Supreme

Court of Justice through the mass media no later than 48 hours before the session.

- (3) No later than the day of the Plenum of the Supreme Court of Justice, the Collegium of the General Prosecutor's Office and the Supreme Council of Magistracy shall nominate to the Central Electoral Commission by resolutions 3 Prosecutors from the General Prosecutor's Office and 3 representatives from the Supreme Council of Magistracy.
- (4) Within 3 days of the date of the public session of the Plenum of the Supreme Court of Justice, the composition of the Central Electoral Commission shall be confirmed by a vote of Parliament.
- (5) Within 3 days of the date of the confirmation by the Parliament of the composition of the Central Electoral Commission, the members of the commission shall elect by secret vote a commission chairperson, vice-chairperson and a commission secretary from among themselves. The persons who shall receive the majority of commission member votes shall be considered elected to these positions. The results of the voting shall be entered in the record which shall be signed by all voting participants.
- (6) If the candidate for the position of the chairman, vice chairman or secretary of the commission has not gained the majority of votes, another round of elections shall be organized in which the members that had been nominated for the same position in the previous round may participate.
- (7) The Central Electoral Commission has the right to exercise its full authority even when not all representatives of candidates for the position of the President of the Republic of Moldova have been appointed to the commission.
- (8) Within 2 days of the date of confirmation, the Central Electoral Commission shall make its list of members, the location of its office and the way of contacting it public.

(9) The Central Electoral Commission shall adopt resolutions by a vote of the majority of members who have been confirmed by the date when the decision is adopted.

(10) A candidate for the position of the President of the Republic of Moldova registered in accordance with this Law must appoint a representative to the Central Electoral Commission within 3 days of the registration date; approval shall be confirmed by a vote of the Commission.

~~(11) The final (definite) composition of the Central Electoral Commission shall be confirmed by a Parliamentary vote taken within 5 days from the date of registration of the last candidate for the position of the President of the Republic of Moldova.~~

(12) (11) The staff of the Central Electoral Commission shall be approved by the Government.

Article 10. Responsibilities of the Central Electoral Commission.

The Central Electoral Commission for the election of the President of the Republic of Moldova has the following responsibilities:

- a) overseeing the implementation of this Law;
- b) conducting the activity of district electoral commissions;
- c) distributing funds allotted for holding the election of the President of the Republic of Moldova; overseeing the provision of electoral commissions with offices, transportation and telecommunication; and consideration of other issues of technical and material support for the election;
- d) establishing the form of the ballots and voter rolls, the records of the meetings of the electoral commissions and other documents for holding the election of the President of the Republic of Moldova; designing the voting boxes and stamps of the electoral commissions;

e) considering the communications of state and public bodies on issues of preparation and holding of the election of the President of the Republic of Moldova;

f) solving issues regarding participation in the election of the President of the Republic of Moldova of those citizens of the Republic of Moldova who are outside of the Republic of Moldova at the time of voting;

g) registering candidates for the position of the President of the Republic of Moldova and their trustees, and issuing corresponding documents;

h) summing up the election of the President of the Republic of Moldova and writing the report on the results of the election of the President of the Republic of Moldova for the Constitutional Court.

i) solving issues regarding the organization and holding of the second round of the election, and of the election of the President of the Republic of Moldova in case of a vacancy of the position;

j) considering statements and complaints regarding decisions and actions of district and precinct electoral commissions and decision-making regarding them. Decisions of the Central Electoral Commission made according to this Law may be appealed to the Supreme Court of Justice no later than 5 days of the day of adoption of the decision or of receiving the answer from the Central Electoral Commission.

Article 11. Formation of the district electoral commissions.

(1) District electoral commissions shall be formed by decisions of the respective local authorities of local public administration in municipalities and regions within five days of the determination of elections.

(2) In regions where the regional law-court is operating with up to 4 judges at the date of formation of the district electoral

commission, a commission shall be formed consisting of 1 judge from the regional law-court, 2 representatives of the regional Prosecutor's office, 3 representatives of the regional council and one representative of each candidate for the position of the President of the Republic of Moldova, registered in accordance with this Law.

- (3) In regions where the regional law-court is operating with 5 or more judges at the date of formation of the district electoral commission, a commission shall be formed consisting of 2 judges from the regional law-court, 2 representatives of the regional Prosecutor's office, 2 representatives of the regional council and one representative of each candidate for the position of the President of the Republic of Moldova, registered in accordance with this Law.
- (4) In municipalities that are not divided into sectors, the district electoral commission shall be formed of 2 judges of the municipal law-court, 2 representatives of the municipal Prosecutor's office, 2 representatives of the municipal council and one representative of each candidate for the position of the President of the Republic of Moldova, registered in accordance with this Law.
- (5) In municipalities that are divided into sectors, the district electoral commission shall be formed consisting of 3 judges from the municipal law-court, 3 representatives of the municipal and district Prosecutor's office and one representative of each candidate for the position of the President of the Republic of Moldova, registered in accordance with this Law.
- (6) The names of judicial members selected for the district electoral commission shall be established by the regional, municipal and district law-court meetings no later than 48 hours before the date of the commission's formation.
- (7) The candidacies of the Prosecutor's office members for the district electoral com-

mission shall be nominated by meetings of the corresponding Prosecutor's office members no later than 48 hours before the date of the commission's formation.

- (8) Before the commission can be formed the names of regional and municipal council representatives selected for the district electoral commission shall be established by the decisions of appropriate councils according to the laws on local public administration.
The representatives of district and town councils in the district electoral commissions may not be councilors, affiliated with any party or social-political organization or be related by blood or by law to candidates.
- (9) The district electoral commissions, within 3 days of final formation, shall elect by a secret vote from among its members a chairperson, vice-chairperson and a secretary, in the method set forth in Art. 9 (5), (6). The Central Electoral Commission shall be promptly notified of the results of these elections.
- (10) Within 2 days of the date of its formation, the district electoral commission shall make its list of members, the location of its office, and the way of contacting it public.
- (11) Candidates for the position of the President of the Republic of Moldova have the right to appoint, within 5 days of the date of ~~registration of the last candidate~~ *their registration*, 1 representative to the district electoral commission, who shall be confirmed by a commission decision and who shall participate in its work with a right of consultative vote.
- (12) The district electoral commission adopts decisions by the majority vote of its members confirmed by the date of its approval.
- (13) The composition of the district electoral commission is determined by a vote of the commission, and is to be made public within 3 days of the date of its approval.

(14) The staff which shall assist the district electoral commission is to be approved by the Central Electoral Commission.

Article 12. Authority of the district electoral commission.

The district electoral commission has the following authority:

- a) overseeing the execution of this Law;
- b) conducting the activity of precinct electoral commissions;
- c) distributing the allotted financial funds among the precinct electoral commissions;
- d) examining communications of local public administrative bodies and directors of entities regarding the preparation and implementation of the election of the President of the Republic of Moldova;
- e) exercising control over timely posting of the voter rolls and making them public;
- f) ensuring supply of forms for voters lists, protocols and electoral ballots to precinct commissions;
- g) suming up the election, submitting respective documents to the Central Electoral Commission, and publishing its results in the local press;
- h) considering statements and complaints made about decisions and actions of precinct electoral commissions, and making decisions regarding them;
- i) exercising other authority in keeping with this Law.

Article 13. Formation of the precinct electoral commissions.

- (1) The precinct electoral commission shall be formed by a decision of corresponding local public administration bodies no later than 30 days before the day of the election with the following composition: a chairperson, vice chairperson, secretary

and 5 members. The chairperson, the vice chairperson and the secretary shall be approved by a decision of corresponding local public administration bodies.

- (2) The precinct commissions shall be formed on administrative and territorial principles in the localities that relate to the respective electoral commission, having no less than 30 and no more than 3,000 voters in every precinct.
- (3) The precinct electoral commissions outside the Republic of Moldova are formed by decisions of the head of the diplomatic mission and consular officials that operate on the territory of the respective country.
- (4) The head of the diplomatic mission and the head of the consular office appoint the chairperson, the vice chairperson and the secretary of the precinct electoral commission.
- (5) A notice regarding the formation of the precinct electoral commission and the notice about the appointment of the chairperson, the vice chairperson and the secretary is to be sent to the district electoral commission no later than 10 days from the date of approval.
- (6) Each candidate for the position of the President of the Republic of Moldova registered under this Law has the right to appoint 1 representative to the precinct electoral commission within 10 days from the day of registration. Such representative has a consultative vote regarding the commission's work.
- (7) The precinct electoral commission adopts decisions by the majority vote of its members as confirmed by the date of approval.

Article 13. Establishment of precincts and precinct electoral commissions.

- (1) To conduct the voting and count the votes, the electoral constituencies will be divided into precincts.
- (2) The precincts will be established by district electoral commissions on administrative and

territorial principles based on the recommendation of the mayors of villages (communes) and towns (cities) no later than 30 days before elections. Each precinct will have no less than 3,000 voters.

- (3) Precincts may be established at hospitals, sanatoriums, maternities, asylums for elderly and dormitories. They must have at least 30 voters.
- (4) Those in the military will vote at the general precincts where the military units are located.
- (5) Precincts will be formed at Moldovan diplomatic and consular missions for the workers of these representatives and the members of their families, as well as for the Moldovan citizens traveling to these countries, regardless of their number. These precincts shall belong to the Chisinau Electoral Constituency.
- (6) The district commission shall number its precincts and provide information about the decisions of each precinct commission, their address, the place where the polling station will be located and a telephone number for additional information.
- (7) The precincts will be numbered in alphabetical order in the locality where the district commission is situated and continue with the ones in towns, villages and communes.
- (8) The municipal government will provide data, information and the necessary assistance to precinct commissions to ensure a proper fulfillment by the latter of their duties stipulated in this Law.
- (9) The precinct commissions will be formed no later than 20 days before the election with the following membership: a chairman, a vice chairman, a secretary and 5 members.
- (10) The chairmen of precinct commissions, at the proposal of villages, communes, towns, city councils (or the mayor in the event the council has not been established), shall be confirmed by the district commission within 5 days of the day of the formation of the precinct.
- (11) The members of the precinct electoral commissions will be appointed by a vote of the village, commune, town, city council (or the

mayor in the event the council has not been established), within 10 days of the formation of the precinct.

- (12) The precinct electoral commission will elect, within 3 days of its formation, a vice chairman and a secretary of the commission from among its members and will immediately notify the district commission.
- (13) At diplomatic missions and consulates, a chairman and the secretary of the precinct shall be elected to conduct the voting. At diplomatic missions and consulates with less than 3 workers the voting will be done by diplomatic mail. The ballots must be sent to the Central Electoral Commission by election day.
- (14) Candidates for the President of Moldova, registered in the method established by this Law, may appoint 1 representative in the precinct electoral commissions within 3 days of the formation of the commission who will participate in the activity of the commission with a consultative vote.
- (15) Under the provisions of this Law the Central Electoral Commission may form precinct commissions as well as precincts in any other places.
- (16) The members of the electoral commission may not be councilors in Local Councils, affiliated with any party or social-political organization or be related by blood or by law to the candidate.

Article 14. Responsibility of the precinct electoral commissions.

- (1) The precinct electoral commission has the following responsibility:
 - a) making up the lists of voters and making them public, ensuring integrity of the lists and of the electoral ballots, taking responsibility for their correct and complete development;
 - b) considering statements about mistakes in the lists and making changes in them, issuing certificates of the right to vote to voters who, on the day of the election, will leave their place of residence;

- c) developing supplementary voter rolls containing the names of the persons who have a voting certificate because they will be absent at their place and persons who, for various reasons, have not been included on the original lists of voters;
 - d) notifying the voters of the day of the election and the polling place, preparing the premises for voting and the installation of ballot boxes and booths, organizing the voting on the scheduled day in conditions of public order;
 - e) summing up the election in the precinct, completing the protocols and submitting them along with all ballots to the district electoral commission;
 - f) considering requests and complaints regarding issues of election preparation, voting organization and decision making regarding them which shall be attached to the commission protocols;
 - g) exercising other authority in keeping with this Law.
- (2) *The chairman of the precinct electoral commission shall, no later than 15 days before the election, submit to the Central Electoral Commission the samples of signatures of the members of the precinct commission. Otherwise, the Central Electoral Commission shall declare the protocol on the results of voting in the precinct null.*

Article 15. The method of modifying the composition of commissions established for the election of the President of the Republic of Moldova

- (1) A person who is a member of the electoral commission for the election of the President of the Republic of Moldova may be relieved of job duties on the commission at his own request or when recalled or relieved of his authority.
- (2) The public administration authority and the persons who have nominated or have appointed the person to the electoral

commission for the election of the President of the Republic of Moldova shall have the right to remove this member.

- (3) The person who is the member of the electoral commission for the election of the President of the Republic of Moldova shall be relieved of his authority if he violates any provision of this Law or consistently does not exercise his duties determined by the public administration authority and the persons who have nominated or have approved his appointment on the electoral commission for the election of the President of the Republic of Moldova.
- (4) If a member quits the electoral commission for the election of the President of the Republic of Moldova, another member can be nominated or appointed in the method established by this Law.

Article 16. Organization of the activity of the commissions for the election of the President of the Republic of Moldova

- (1) The meetings of the electoral commission for the election of the President of the Republic of Moldova shall be called and conducted by the chairperson, and, in case of his absence and at his request, by the vice-chairperson. Also, the meeting can be called at the request of at least one member of the commission.
- (2) The meeting of the electoral commission for the election of the President of the Republic of Moldova is considered legitimate with at least 2/3 of its members present. The decisions of the commission shall be adopted by open voting of a majority of its members. In the event of a tie vote, the chairperson's vote shall decide. The members of the commission who do not agree with the commission's decisions have the right to put their own opinion in writing which is to be attached to the records of the commission meetings.
- (3) The decisions of commissions for the election of the President of the Republic of

Moldova adopted within their authority must be complied with by all public bodies, enterprises, institutions and organizations and all citizens. Such decisions can be appealed to the higher level electoral commission, which, within 3 days, issues a grounded decision to the appellant.

- (4) The decisions of the district electoral commissions and the decisions of the precinct electoral commissions can be appealed to the regional, municipal and district law-courts in the manner established by the Code of civil procedure.
- (5) Appeals against the Central Electoral Commission shall be examined by the Supreme Court of Justice within a 5-day period.
- (6) With the approval of the commission for the election of the President of the Republic of Moldova some members may be released from performance of their professional duties during the period of organizing and holding elections. They shall receive from the electoral fund a wage which is 25% greater than the average monthly wage at their basic place of employment.
- (7) Members of the commissions for the election of the President of the Republic of Moldova do not have the right to campaign for or against candidates for the position of the President of the Republic of Moldova *and may not be affiliated with any party or social-political organization or be related by blood or by law to the candidate.*

Article 17. Providing support to commissions for conducting the election of the President of the Republic of Moldova.

- (1) Public bodies, enterprises, institutions and organizations, official persons, parties and other social-political organizations and their organs shall be obliged to provide support to electoral commissions in fulfilling their duties and supplying information and materials necessary for their functioning.

- (2) In matters related to the preparation and holding of the election, electoral commissions for the election of the President of the Republic of Moldova have the right to address public bodies, enterprises, institutions and organizations, official persons, parties and other social-political organizations and their organs which shall consider the matter and respond within 3 days of the day of the commission address.

Article 18. Voter rolls.

- (1) Voter rolls of the precinct will be developed at the respective precinct. The rolls will be checked with voters who are on the lists at their domicile. Then the rolls will be signed by the ~~chairperson and the secretary of the precinct electoral commission~~ *mayor of the commune, village, town or city* and made public no later than 10 days before election day.
- (2) Local public administration authorities will provide the record of the voters and convey the data on the voters residing in the respective territory, necessary for compiling the voter rolls, to the precinct electoral commissions.
- (3) ~~The voter rolls will include, in alphabetical order~~ *The voter rolls will include the voters from each street located in the area of the respective precinct in house number order and will include the voter's last name and first name, year of birth, place of residence and the type and number of this voter identification document.*
- (4) The lists of the citizens of the Republic of Moldova in the military residing in military units, and members of their families, will be compiled on the basis of data submitted by the head of the military unit. The military residing outside military units will be included in voter rolls generally at their places of residence.
- (5) The voter rolls for the electoral precincts in rest homes and resorts, hospitals and other curative institutions shall be compiled on

the basis of data presented by the above mentioned institutions. The precinct electoral commission will verify this information at the voter residences.

(6) The voter rolls for the electoral precincts constituted outside the Republic of Moldova shall be compiled on the basis of data presented by the heads of diplomatic missions and consulate officers who operate on the soil of respective countries.

(7) A voter may be included only in one voter roll and at only one electoral precinct on the basis of the residence visa ~~and the voting right certificate. After the voter has been recorded on the list, the certificate is returned to the commission.~~

(8) *In the event that the voter changes his residence within the period from the day of roll and election day determination, the precinct commission, at the voter's request and upon presentation of his passport or some other form of identification, will issue the voter a voting certificate. The voter who receives such a certificate shall sign the electoral list next to his name.*

(9) *Based on the voting certificate, the voter is included on the supplementary list at the respective precinct.*

Article 19. Methods of nominating candidates for the position of the President of the Republic of Moldova.

(1) The nomination of candidates for the position of the President of the Republic of Moldova starts 90 days before election day and ends 30 days before election day.

(2) The following have the right to nominate a candidate for the position of the President of the Republic of Moldova:

a) parties and other social-political organizations officially registered and, by the day of determination of elections, established in accordance with their statutes and the current laws of the Republic of Moldova shall submit at least 20,000 voter signatures gathered in at

least 1/3 of the regions and municipalities of the republic.

b) electoral blocs, formed on the basis of decisions adopted according to the statutes of parties and other social-political organizations, and, within 15 days of their formation, registered with the Central Electoral Commission, shall submit at least 20,000 voter signatures gathered in at least 1/3 of the regions and municipalities of the republic;

c) citizens of the Republic of Moldova — if they have gathered at least 20,000 voter signatures in at least 1/3 of the regions and municipalities of the republic.

(3) In keeping with paragraph 2 of this article, regions and municipalities in which no less than 1,000 signatures have been collected, shall be not be considered.

Article 20. Initiative group proposing a candidate for the position of the President of the Republic of Moldova by initiative.

(1) Where the initiative for proposing a candidate for the position of the President of the Republic of Moldova comes from citizens, an initiative group for proposing a candidate for the position of the President of the Republic of Moldova shall be formed including no less than 25 individuals with the right to vote.

(2) No later than 55 days before the election, the person nominated as candidate for the position of the President of the Republic of Moldova shall submit membership lists of the initiative group to the Central Electoral Commission and indicate the head of the group. The list must contain the last and first name, year of birth, profession, position (occupation), place of employment, place of residence and party membership of the person proposed as candidate for the position of the President of the Republic of Moldova, as well as the last and first name, year of birth and place of residence of the members of the group.

- 1
- (3) The Central Electoral Commission shall register the initiative group and, within 5 days of the presentation of the list of members, issue them certifications.
 - (4) Collection of signatures for the support of a candidate is carried out only by the members of the initiative group.
 - (5) The petitions for collecting signatures for the support of a candidate for the position of the President of the Republic of Moldova must contain the last and first name, year of birth, profession, position (occupation), place of employment, place of residence and party membership of the candidate for the position of the President of the Republic of Moldova, as well as the last and first name, year of birth and place of residence of the member of the initiative group who collects the signatures. Petitions shall contain signatures of voters who live in the same locality.
 - (6) Voters who support the candidacy shall indicate on the petition their first and last name, year of birth, place of residence, type and number of identification document, date of signing, and signature.
 - (7) Each voter has the right to sign the petition of only one candidate for the position of the President of the Republic of Moldova.
 - (8) The member of the initiative group who gathers the voter signatures must sign every petition in the presence of the head of the local public administration authority in which territory the signatures have been collected. The petition shall be certified by stamping it with the official stamp of the respective local public administration.
 - (9) No later than 40 days before the election the petitions shall be submitted to the district electoral commission, which, in a 5-day period, shall verify the authenticity of the signatures. A report shall be prepared regarding the number of voters who signed the petitions for proposing the candidate for the position of the Presi-

dent of the Republic of Moldova. This report shall be immediately submitted to the Central Electoral Commission.

- (10) Gathering of signatures for the support of candidates for the position of the President of the Republic of Moldova nominated by parties, social-political organizations, and electoral blocs shall be implemented using the guidelines described by points 2-8 of this article.
- (11) The Central Electoral Commission shall verify the authenticity of the data on petitions and shall issue a ruling on the registration or rejection of the candidate for the position of president.
- (12) The members of the initiative group which gather signatures shall be responsible for the authenticity of the data on petitions. Petitions which contain signatures by persons without the right to vote, petitions on which signatures have been written before the official start of the nomination of candidates or petitions which have not been signed by the members of the initiative group, or have not been certified by the stamp of the local public administration authority shall be considered null and void.

Article 21. Registration of candidates for the position of the President of the Republic of Moldova.

- (1) To register a candidate for the position of the President of the Republic of Moldova, the following documents must be submitted to the Central Electoral Commission no later than 30 days before election day:
 - a) an official record of the meeting of the supreme body of the party, other social-political organization, or electoral bloc regarding the nomination of the candidate for the position of the President of the Republic of Moldova;
 - b) petitions with signatures in support of the candidate for the position of the President of the Republic of Moldova;

- c) biographical data about the candidate for the position of the President of the Republic of Moldova;
 - d) the candidate's declaration of commitment to run for President of the Republic of Moldova;
 - e) a declaration of income over the 2 years preceding the year when the election is carried out;
 - f) a health certificate of the candidate for the position of the President of the Republic of Moldova issued by the Medical Commission established by the Central Electoral Commission.
- (2) The Central Electoral Commission shall register the candidates for the position of President of Moldova within 5 days of the date of presentation of the above enumerated documents.
 - (3) Candidates for the position of the President of the Republic of Moldova and their trustees, may not be nominated to any electoral commission for the election of the President of the Republic of Moldova.
 - (4) Within two days of registration, the Central Electoral Commission must issue a certificate to the candidate for the position of the President of the Republic of Moldova.
 - (5) Refusal of the Central Electoral Commission to register a candidate for the President of the Republic of Moldova may be appealed to the Supreme Court of Justice of the Republic of Moldova which shall examine the complaint within 3 days. The decision of the Supreme Court of Justice shall be final.
 - (6) *The Central Electoral Commission shall publish the ruling to register a candidate for the position of President of Moldova in the state mass media within 3 days of adoption.*
 - (7) *Upon expiration of the registration term, the Central Electoral Commission shall publish the list of candidates for the position of President of Moldova providing their first and*

last name, address, political affiliation, profession, occupation and the party or social-political organization that has nominated them.

Article 22. Trustees of the candidates for the position of the President of the Republic of Moldova.

- (1) Candidates for the position of the President of the Republic of Moldova may have up to 10 trustees in each precinct. The trustee shall assist the candidates in conducting their electoral campaign, campaign for them and represent their interests in relations with public bodies, the voters and the electoral commissions.
- (2) Candidates for the position of the President of the Republic of Moldova will independently choose the trustees and notify the Central Electoral Commission of their choice. The Central Electoral Commission shall register the trustees and issue them certifications.
- (3) Candidates for the position of the President of the Republic of Moldova may, at any time before the election, suspend a trustee's authority, or replace him with another person in the method established by law.

Article 23. Guaranteed rights of candidates for the position of the President of the Republic of Moldova and their trustees.

- (1) Once registered with the Central Electoral Commission, the candidates for the position of the President of the Republic of Moldova shall participate in the election campaign on an equal basis and have equal access to mass media, including radio and television, in the Republic of Moldova.
- (2) All candidates registered for the position of the President of the Republic of Moldova shall be guaranteed equal access to technical and material support and funding of the electoral campaign.

- (3) Candidates for the position of the President of the Republic of Moldova shall be relieved from their job duties at their basic place of employment throughout the electoral campaign and shall be paid an average salary registered at their basic place of employment from the electoral funds allotted by the state. This provision also refers to the trustees of the candidates for the position of the President of the Republic of Moldova.
- (4) Candidates for the position of the President of the Republic of Moldova have the right to use all means of transportation (except taxi) free of charge on the soil of the Republic of Moldova.
- (5) During the electoral campaign, the candidates for the position of the President of the Republic of Moldova and their trustees may not be fired or transferred to another place of employment or position without their consent.
- (6) Candidates for the position of the President of the Republic of Moldova may not be charged with criminal, administrative or disciplinary penalties, arrested, detained or subjected to administrative sanctions whose establishment is under the court's jurisdiction without the consent of the Central Electoral Commission.
- (7) Candidates for the position of the President of the Republic of Moldova may any time before the election, withdraw their candidacy by addressing in writing a declaration to the Central Electoral Commission.
- (8) The candidate for the position of the President of the Republic of Moldova who has withdrawn his candidacy before the election is obliged to return the material and financial support which he had been allotted from the state budget to conduct his electoral campaign.
- (9) Throughout the election, the state guarantees the candidate for the position of the President of the Republic of Moldova equal personal security with the assistance of state security organs.
- (10) *The trustees of candidates for president are paid from the budget allotted for elections the average salary at their places of employment, but no more than 300 lei per month. This sum shall not be subject to taxes. The trustees who are unemployed or pensioners will be paid at the level of average salary registered in the republic at the time of elections.*

Article 24. Pre-election campaigning.

- (1) Citizens of the Republic of Moldova, parties, social-political organizations, political blocs, and trustees of the candidates for the position of the President of the Republic of Moldova have the right to put forward for free discussion under all aspects of the candidates' electoral programs the political, professional and personal qualities of the candidates for the position of the President of the Republic of Moldova, to campaign for or against the candidates for the position of the President of the Republic of Moldova at meetings, reunions, meetings with the electorate, using means of mass information, and other forms that do not break public order.
- (2) Candidates for the position of the President of the Republic of Moldova shall organize meetings with the electorate. Electoral commissions and local public administrative bodies shall oversee the organization of such meetings on equal conditions.
- (3) After registration of candidates for the position of the President of the Republic of Moldova by the Central Electoral Commission the parties, social-political organizations, electoral blocs or initiative groups for proposing the candidate for the position of the President of the Republic of Moldova have the right to post their slogans, declarations, electoral graphics, etc. (further referred to as posters). The content of posters is determined without authorization.
- (4) ~~After the expiration of the term for the registration of the candidates for the position of the President of the Republic of~~

~~Moldova, local public administration bodies, in accordance with electoral commissions, will determine special places for posters in each precinct.~~

The local public administration must, within 5 days of the registration of the candidate, establish special places for electoral posters. The area for electoral posters shall be equal for all candidates.

- (5) Campaigning on the day of the election is prohibited.

Article 25. Electoral ballot for the election of the President of the Republic of Moldova.

- (1) The design and text of the electoral ballot for the election of the President of the Republic of Moldova shall be approved by a vote of the Central Electoral Commission.
- (2) The ballot shall be divided into as many rectangles as there are candidates for the position of the President of the Republic of Moldova. The size of the rectangle must be large enough to include the first and last name, date of birth, occupation and place of employment of the candidate, as well as the name of the party, social-political organization or electoral bloc that has nominated him or the specification "independent candidate".
- (3) On the left of the rectangle the electoral sign or symbol of the party, social-political organization or electoral bloc that has nominated the candidate or the electoral sign of the independent candidate at his desire shall be printed. Identical signs or symbols shall be avoided. *The electoral signs and symbols shall be presented to the Central Electoral Commission by the day of registration of the last candidate.*
- (4) On the right of every rectangle, and at an equal distance from the top and bottom margins, a 15 mm diameter circle shall be printed in which the voter who is voting "for" a candidate draws two crossed lines.

- (5) Electoral ballots shall be made up in accordance with the Law of the Republic of Moldova "On functioning of languages spoken in the Republic of Moldova".
- (6) *The ballots will be delivered to district electoral commissions 5 days before the election. The district commissions will deliver the ballots to the precinct commissions 2 days before the election. A protocol will be made up.*

CHAPTER III. VOTING AND DETERMINING THE RESULTS OF THE ELECTION FOR THE POSITION OF THE PRESIDENT OF THE REPUBLIC OF MOLDOVA

Article 26. Time and place of voting.

Voting is carried out on election day between 08:00 a.m. and 08:00 p.m. The precinct electoral commission shall make the time and place of voting public no later than 10 days before election day.

Article 27. Organization of voting.

- (1) Voting shall be carried out at specially equipped places with offices for ballot issue, voting booths or rooms for secret voting and voting boxes which must be placed in such a way that to approach them the voters shall go through the voting booths to vote in secret.
- (2) Precinct commissions shall be responsible for the organization of the voting, secret expression of voters wills, equipping of premises and maintenance of order at polling stations.
- (3) On the day of the election, before starting the voting, the voting boxes shall be checked and sealed by the chairman of the precinct electoral commission in the presence of all members of the commission.
- (4) Every voter votes in person. Voting for other individuals is not allowed. The pre-

inct electoral commission shall hand ballots to voters based on the voter list upon presentation of a form of identification. Voters shall confirm having received of the ballot by signing the voter roll.

Article 28. Conducting of voting.

- (1) The ballot is filled in by the voter in a secret booth or room. Marking the ballot in another person's presence is prohibited. A voter who is unable to fill in the ballot by himself may allow someone into the booth, except for the members of precinct commission or trustees of candidates for the position of the President of the Republic of Moldova.
- (2) On the ballot, the voter shall mark two crossed lines in the circle of only one candidate, which shall mean that he has voted for this candidate. The circles of the rest of candidates shall remain unmarked.
- (3) Voting for more than one candidate is prohibited.
- (4) A voter will drop the marked ballot into the ballot box in the presence of a member of the precinct electoral commission.
- (5) In cases when, due to health or some other reason, the voter is unable to come to the polling place, the precinct electoral commission shall, at his request, send a group of three members of the commission to conduct the voting in the place where the voter is located. *They will move with a special box and other instruments necessary for voting to the place where the voter is to conduct the voting. Supplementary lists will be determined based on the original lists. The current number on the original list will be included and the indication that the voter has not voted at the precinct will be made in writing.*

Article 29. Summing up of the election by the precinct commission.

- (1) After the chairman of the commission has declared voting over, the precinct electoral commission shall open the voting box-

es. It is prohibited to open the boxes before the voting is over. Prior to opening the ballot box, the precinct electoral commission shall count and cancel all unused ballots and enclose them in an envelope on which the number and the name of the precinct and the number of unused ballots shall be written. The envelope shall be sealed and signed by the chairman of the precinct electoral commission in the presence of the members of the commission.

- (2) Based on voters rolls, the precinct commission shall establish the total number of voters on the rolls and the number of voters who have received electoral ballots. Based on the number of ballots in the voting boxes, the commission shall establish the number of voters who have participated in the election, ~~the number of votes for and against each candidate~~ *the number of votes for each candidate* for the position of the President of the Republic of Moldova, and the number of ballots declared invalid. *Based on the act of receiving the ballots, the electoral commission shall establish the number of ballots received and the number of unused ballots.*
- (3) Ballots other than the one described herein shall be declared invalid, as well as ballots where two crossed lines have not been drawn in any circle or ballots where two crossed lines have been drawn in several circles or additional names have been written. In case of a dispute regarding the validity of a ballot, the commission decides by voting.
- (4) ~~The results of counting shall be entered into the protocol which is signed by all members of the commission and submitted to the district electoral commission no later than on the second day after the elections.~~ *The election results shall be recorded in a protocol which is to be signed by all members of the commission and the candidates' representatives. The protocol shall be presented to the district electoral commission no later than the second day after elections, shall be*

accompanied by a report on the holding of the election and shall provide a brief description of complaints and the methods used to resolve them.

Article 30. ~~Summing up the elections by the electoral commissions.~~

- ~~(1) District electoral commissions, based on the data submitted by precinct electoral commissions, shall establish the total number of voters, the number of voters who have participated in elections, the number of voters who have received electoral ballots, the number of votes for and against each candidate for the position of the President of the Republic of Moldova, as well as the number of ballots declared invalid and the number of ballots unused.~~
- ~~(2) The results of the voting shall be entered into a protocol which shall be signed by all members of the commission and submitted to the Central Electoral Commission within 2 days after the elections.~~

Article 30. The summing up of the election by the electoral commissions.

- (1) *The district electoral commissions, based on data delivered by precinct commissions, will determine the total number of voters on the original and supplementary lists, the number of voters who have participated in the election, the number of voters who received ballots, the total number of valid votes, the number of votes cast for each candidate for the position of the President of Moldova, the number of ballots delivered to precinct electoral commissions, the number of ballots declared invalid and the number of unused ballots.*
- (2) *These results will be entered in a record which is to be signed by all members of the commission and the representatives of candidates for president, and, no later than 2 days of the election day, will be submitted to the Central Electoral Commission along with a report regarding the holding of the election indicating the complaints and the methods used to solve them."*

Article 31. The summing up of the results of the election for the position of the President of the Republic of Moldova.

- (1) Based on the protocols submitted by district electoral commissions, the Central Electoral Commission for the election of the President of the Republic of Moldova shall, within three ten days of the election, complete a protocol containing the following data:
 - a) total number of voters;
 - b) total number of voters who have received voting ballots;
 - c) total number of voters who have participated in the election;
 - d) ~~total number of votes for and total number of votes against each candidate for the position of the President of the Republic of Moldova~~ *total number of valid votes;*
 - e) *total number of valid votes cast for each candidate;*
 - ~~e) f)~~ total number of ballots declared invalid;
 - ~~f) g)~~ total number of unused ballots.
- (2) The protocol shall be signed by the chairman, the vice chairman, the secretary and members of the Central Electoral Commission.
- (3) The candidate who receives at least half of the votes of the voters who have participated in the elections shall be considered elected President of the Republic of Moldova.
- (4) Elections shall be declared null in the event that less than half of the voters on voter rolls have participated in elections, as well as in the event that all candidates for the position of the President of the Republic of Moldova have withdrawn their candidacies.
- (5) The decision to declare the elections null shall be adopted by the Central Electoral

Commission for the election of the President of the Republic of Moldova and may be appealed to the Supreme Court of Justice of the Republic of Moldova within 3 days of the publication of election results.

Candidates for the position of the President of the Republic of Moldova have the right to appeal the decision to declare the election null and void.

- (6) The election shall be considered valid when more than half the voters entered on voter rolls have voted.
- (7) The Central Electoral Commission shall submit to the Constitutional Court a report on the results of the elections within three days of the record of the results of the election has been signed.

Article 32. The second round of voting.

- (1) If none of the candidates for the position of the President of the Republic of Moldova has gained at least half the votes of those who participated in the election, then a repeat election shall be organized between the two candidates who received the most votes and arranged by number of votes gained in the first round.
- (2) The second round of voting shall be carried out within 2 weeks of the day of the first round of the election in keeping with the provisions of this Law. Information on conducting the second round of voting shall be published within 3 days of the determination of the day of voting.
- (3) A candidate who has received more votes than the other shall be declared elected on condition that the number of votes received is larger than the number of votes against him. In the event that both candidates have received the same number of votes, the candidate who gained more votes in the first round of voting shall be considered elected.
- (4) In the event that a candidate withdraws his candidacy, the candidate who remains shall be elected if he receives at least half of the votes of the voters who participated in the elections.
- (5) Election in the second round shall be considered valid if more than one third of the voters listed on voter rolls have participated in the election.

Article 33. Confirmation and publication of the results of the election for the position of the President

- (1) Within 3 days of signing the protocol on the results of the election, the Central Electoral Commission shall submit the report on the results of the election to the Constitutional Court.
- (2) In public meeting the Constitutional Court shall examine the report submitted by the Central Electoral Commission and adopt a decision within the terms provided by Article 7 (4) and (6) of this Law.
- (3) The Constitutional Court may not confirm the results of the election for the position of the President of the Republic of Moldova if violations have occurred during the voting or summing up, and if these violations have affected the final results of the election for the position of the Republic of Moldova.
- (4) Where the Constitutional Court does not confirm the results of the election for the position of the President of the Republic of Moldova, the Parliament of the Republic of Moldova, within 3 months of the decision of the Constitutional Court issuance, shall organize a repeat election for the position of the President of the Republic of Moldova, in keeping with this Law.
- (5) The Constitutional Court shall make public its decision on the results of the election for the position of the President of the Republic of Moldova in a special communiqué, within 3 days of the decision issuance.

Article 34. Taking the oath.

- (1) The candidate whose election has been confirmed by the Constitutional Court, shall, in the presence of Parliament and the Constitutional Court and within the period of time described in the Constitution and this Law, take the following oath: "I swear that I will devote all my power and knowledge to secure the prosperity of the Republic of Moldova, to respect the Constitution and the laws of the country, to protect the democracy, fundamental human rights and freedoms, sovereignty, independence, unity, and territorial integrity of Moldova."
- (2) Starting with the day of taking the oath, the President of the Republic of Moldova begins the execution of his mandate.

Article 35. Repeat elections.

- (1) If no more than two candidates have run for the position of the President of the Republic of Moldova and none of them has been elected and if the second round did not determine who was elected President or if the Constitutional Court has not confirmed the results of the election for the position of the President of the Republic of Moldova within 3 months of these events, Parliament shall organize repeat elections.
- (2) Formation of election commissions, proposal and registration of the candidates for the position of the President of the Republic of Moldova and other activities regarding the holding of repeat elections for the position of the President of the Republic of Moldova shall be carried out in keeping with this Law.

Petru LUCINSCHI,
Chairman of the Parliament of the Republic of Moldova

Chişinău, May 16, 1996, No.833-XIII

CHAPTER IV.

FINAL AND TRANSITION PROVISIONS

Article 36. Effective date

This Law shall become effective on the day of its publication.

Article 37. Who may vote.

Only persons who, according to the provisions of the Law on citizenship in the Republic of Moldova (Article 2), certify the citizenship by the acts enumerated in Article 3 of the above-mentioned Law may take part in the 1996 election for the position of the President of the Republic of Moldova. *A voter from the left side of the Nistru river or the town of Bender who, by election day, has not been applied in his passport the stamp confirming his Moldovan citizenship, shall be allowed to vote upon presentation to the precinct commission of the passport which will confirm his permanent address in the Republic of Moldova before June 23, 1990.*

Article 38. Amendments to this law

The Government, within a month, shall work out and submit to Parliament, the drafts which shall regulate the organization and holding of the election for the position of the President of the Republic of Moldova, including the election of 1996; shall adjust the normative acts to this Law.

Article 39. Old law is abrogated

This Law shall be entered into force immediately and Law No. 720-XII, enacted on September 18, 1991 on the election of the President of the Republic of Moldova, is abrogated.

RESOLUTION
OF THE PARLIAMENT OF THE REPUBLIC OF MOLDOVA
REGARDING THE SCHEDULE OF THE DAY OF THE ELECTION
OF THE PRESIDENT OF THE REPUBLIC OF MOLDOVA

According to Law "On the Election of the President of the Republic of Moldova,"
Article 7. Paragraph (1)-(3), the Parliament hereby decrees:

Article 1.

The Election of the President of the Republic of Moldova is scheduled for November 17, 1996.

Article 2.

In case no candidate receives at least half the votes of the voters that will participate in elections, on December 1, 1996 the second round of the election shall be held in which the two candidates that received the most votes in the first round shall compete.

Article 3.

This Resolution shall be put in effect upon publication.

Petru LUCINSCHI,
Chairman of the Parliament of the Republic of Moldova

Chişinău, June 26, 1996, No. 894-XIII

RESOLUTION

OF THE PARLIAMENT OF THE REPUBLIC OF MOLDOVA

REGARDING THE APPROVAL OF NOMINAL MEMBERSHIP OF THE CENTRAL ELECTORAL COMMISSION FOR THE ELECTION OF THE PRESIDENT OF THE REPUBLIC OF MOLDOVA

1

According to Article 9, Paragraph 4 of Law No. 833-XIII of May 16, 1996,
"On the Election of the President of the Republic of Moldova," the Parliament
 of the Republic of Moldova hereby decrees:

Article 1.

The nominal membership of the Central Electoral Commission for the election of the President of the Republic of Moldova is hereby approved, as follows:

<i>CRUGLENCO Ion</i>	Senior Prosecutor at the Department of General Supervision of the General Prosecutor's Office, appointed by the College of the General Prosecutor's office
<i>GURIȚANU Valentin</i>	Arbiter at the Arbitration Court of Moldova, appointed by the Supreme Council of the Magistrature
<i>MÂȚU Ion</i>	Head of the Analytical Department of the General Prosecutor's Office, appointed by the College of the General Prosecutor's Office
<i>NOVAC Svetlana</i>	Judge at the Central District Court, Chisinau municipality, appointed by the Supreme Council of the Magistrature
<i>PASCARI Anastasia</i>	Member of the Supreme Court of Justice, appointed at the plenum of the Supreme Court of Justice
<i>PLATON Ion</i>	Chairman of the Ciocana District Court, Chisinau municipality, appointed by the Superior Council of the Magistrature
<i>RAILEAN Petru</i>	Member of the Supreme Court of Justice, appointed at the plenum of the Supreme Court of Justice
<i>ȘTERBEȚ Valeria</i>	Member of the Supreme Court of Justice, appointed at the plenum of the Supreme Court of Justice.
<i>TELEVCO Nicolae</i>	Senior Assistant of the General Prosecutor, appointed by the College of the General Prosecutor's Office

Article 2.

This resolution shall be put in effect upon adoption.

Petru LUCINSCHI,
Chairman of the Parliament of the Republic of Moldova

Chișinău, July 12, 1996, No. 924-XIII

RESOLUTION
OF THE PARLIAMENT OF THE REPUBLIC OF MOLDOVA
REGARDING THE FUNDING OF THE CENTRAL ELECTION
COMMISSION FOR THE ELECTION OF THE PRESIDENT
OF THE REPUBLIC OF MOLDOVA

1

The Parliament hereby decrees:

Article 1.

Until the approval by the Parliament of the expense estimation connected with the preparation and holding of the election of the President of the Republic of Moldova, the Finance Ministry will ensure the funding of the Central Electoral Commission from August 1 through September 15, 1996.

Article 2.

The current decision shall be put in effect upon publication.

Petru LUCINSCHI,
Chairman of the Parliament of the Republic of Moldova

Chişinău, July 24, 1996, No. 964-XIII

CONTENTS

CHAPTER 1

ELECTION-RELATED LEGISLATION AND DOCUMENTATION

1

CHAPTER 2

DOCUMENTS OF THE CENTRAL ELECTORAL COMMISSION

2

CHAPTER 3

RESULTS OF THE ELECTION IN THE REPUBLIC, DISTRICTS AND LOCALITIES

3

CHAPTER 4

THE CONSTITUTIONAL COURT'S RESOLUTION ON THE RESULTS

4

CONTENTS OF CHAPTER 2 DOCUMENTS OF THE CENTRAL ELECTORAL COMMISSION

RESOLUTIONS OF THE CENTRAL ELECTORAL COMMISSION OF THE REPUBLIC OF MOLDOVA

- 2-3 REGARDING THE CALENDAR OF BASIC ACTIONS FOR THE PREPARATION AND
HOLDING OF THE ELECTION OF THE PRESIDENT OF THE REPUBLIC OF MOLDOVA**
Adopted August 7, 1996, No. 5
- 2-8 REGARDING THE ESTABLISHMENT OF ELECTORAL DISTRICTS FOR THE
ELECTION OF THE PRESIDENT OF THE REPUBLIC OF MOLDOVA**
Adopted August 7, 1996, No. 6
- 2-10 REGARDING THE COLLECTION OF SIGNATURES ON LISTS (PETITIONS) IN
SUPPORT OF CANDIDATES FOR THE POSITION OF THE PRESIDENT OF THE
REPUBLIC OF MOLDOVA**
Adopted August 7, 1996, No. 9
- 2-12 REGARDING THE APPOINTMENT OF THE MEDICAL COMMISSION FOR THE
EXAMINATION OF THE HEALTH OF CANDIDATES FOR THE POSITION OF THE
PRESIDENT OF THE REPUBLIC OF MOLDOVA**
Adopted August 14, 1996, No. 14
- 2-14 REGARDING THE SCHEDULE OF THE ELECTORAL CAMPAIGN AND THE DISTRI-
BUTION OF BROADCASTING AIR TIME AT THE STATE COMPANY "TELERADIO-
MOLDOVA"**
Adopted August 22, 1996, No. 21
- 2-19 REGARDING THE PROVISIONAL REGULATIONS ON THE ACTIVITY OF THE MEDICAL
COMMISSION FOR THE EXAMINATION OF THE HEALTH OF CANDIDATES FOR
THE POSITION OF THE PRESIDENT OF THE REPUBLIC OF MOLDOVA**
Adopted August 28, 1996, No. 25
- 2-22 REGARDING THE IMPLEMENTATION OF THE LAW ON THE ELECTION OF THE
PRESIDENT OF THE REPUBLIC OF MOLDOVA BY LOCAL PUBLIC OFFICERS OF
THE DISTRICTS OF CAMENCA, DUBĂSARI, GRIGORIOPOL, RÂBNIȚA, SLOBOZIA
AND THE MUNICIPALITIES OF BENDER AND TIRASPOL**
Adopted August 28, 1996, No. 27
- 2-23 REGARDING THE COVERAGE OF ELECTIONS IN PERIODICALS FOUNDED BY
LOCAL AND CENTRAL PUBLIC AUTHORITIES**
Adopted September 13, 1996, No. 41
- 2-24 REGARDING THE ACTIVITY OF FOREIGN OBSERVERS DURING THE PERIOD OF
THE ELECTION OF THE PRESIDENT OF MOLDOVA**
Adopted September 13, 1996, No. 43
- 2-26 REGARDING THE ACTIVITY OF TRUSTEES OF CANDIDATES FOR THE POSITION
OF THE PRESIDENT OF THE REPUBLIC OF MOLDOVA**
Adopted September 16, 1996, No. 45

- 2-28 REGARDING THE ACTIVITY OF REPRESENTATIVES OF CANDIDATES FOR THE POSITION OF THE PRESIDENT OF THE REPUBLIC OF MOLDOVA (INCLUDING AMENDMENTS TO THE RESOLUTION OF THE CENTRAL ELECTORAL COMMISSION NO. 100 OF NOVEMBER 5, 1996)**
Adopted October 11, 1996, No. 65
- 2-30 REGARDING THE PUBLICATION OF THE LIST OF CANDIDATES REGISTERED FOR THE POSITION OF THE PRESIDENT OF THE REPUBLIC OF MOLDOVA**
Adopted October 23, 1996, No. 74
- 2-32 REGARDING THE FINANCIAL ASSISTANCE FOR CANDIDATES FOR THE POSITION OF THE PRESIDENT OF THE REPUBLIC OF MOLDOVA**
Adopted October 25, 1996, No. 76
- 2-33 REGARDING THE DESIGN AND TEXT OF THE VOTING BALLOT FOR THE ELECTION OF THE PRESIDENT OF THE REPUBLIC OF MOLDOVA**
Adopted October 28, 1996, No. 80
- 2-35 REGARDING THE APPROVAL OF THE SAMPLES OF PROTOCOLS OF PRECINCT AND DISTRICT ELECTORAL COMMISSIONS AND THE SOLE METHOD OF FILLING OUT AND SUBMITTING THE PROTOCOLS BY THE PRECINCT AND DISTRICT ELECTORAL COMMISSIONS**
Adopted October 28, 1996, No. 81
- 2-39 REGARDING THE PREPARATION AND CONDUCT OF THE ELECTION OF THE PRESIDENT OF THE REPUBLIC OF MOLDOVA ABROAD**
Adopted November 1, 1996, No. 93
- 2-41 REGARDING THE PARTICIPATION OF CITIZENS OF THE REPUBLIC OF MOLDOVA RESIDING IN THE DISTRICTS ON THE LEFT SIDE OF THE NISTRU RIVER AND IN THE TOWN OF BENDER IN THE ELECTION OF THE PRESIDENT OF THE REPUBLIC OF MOLDOVA DETERMINED FOR NOVEMBER 17, 1996 (INCLUDING THE AMENDMENTS OPERATED BY THE CENTRAL ELECTORAL COMMISSION RESOLUTION NO. 112 OF NOVEMBER 14, 1996)**
Adopted November 5, 1996, No. 95
- 2-44 REGARDING VOTER TURNOUT IN THE ELECTION OF NOVEMBER 17, 1996**
Adopted November 20, 1996, No. 122
- 2-45 REGARDING THE SUMMING UP OF THE ELECTION OF THE PRESIDENT OF THE REPUBLIC OF MOLDOVA**
Adopted November 20, 1996, No. 123
- 2-47 REGARDING THE ORGANIZATION OF THE SECOND ROUND OF THE ELECTION OF THE PRESIDENT OF THE REPUBLIC OF MOLDOVA**
Adopted November 20, 1996, No. 124
- 2-49 REGARDING THE VOTER TURNOUT RECORDED IN THE SECOND ROUND OF THE ELECTION OF DECEMBER 1, 1996**
Adopted December 9, 1996, No. 133
- 2-50 REGARDING THE EXAMINATION OF COMPLAINTS SUBMITTED IN CONNECTION WITH THE SECOND ROUND OF THE ELECTION OF THE PRESIDENT OF THE REPUBLIC OF MOLDOVA AND THE APPROVAL OF PROTOCOLS OF DISTRICT ELECTORAL COMMISSIONS**
Adopted December 9, 1996, No. 134
- 2-51 REGARDING THE TOTALING OF SECOND ROUND VOTES FOR THE ELECTION OF THE PRESIDENT OF THE REPUBLIC OF MOLDOVA OF DECEMBER 1, 1996**
Adopted December 9, 1996, No. 135

RESOLUTION
OF THE CENTRAL ELECTORAL COMMISSION
OF THE REPUBLIC OF MOLDOVA
REGARDING THE CALENDAR OF BASIC ACTIONS
FOR THE PREPARATION AND HOLDING OF THE ELECTION
OF THE PRESIDENT OF THE REPUBLIC OF MOLDOVA

The Central Electoral Commission hereby decrees:

The calendar of basic actions for the preparation and holding of the election of the President of the Republic of Moldova is approved (see attached).

Petru Railean,
Chairman of the Central Electoral Commission

Valeria Șterbeț,
Secretary of the Central Electoral Commission

Chișinău, August 7, 1996, No: 5

2

APPROVED
by the Central Electoral Commission
for the Election of the President
of the Republic of Moldova
August 7, 1996

THE CALENDAR OF BASIC ACTIONS FOR THE PREPARATION AND HOLDING OF THE ELECTION OF THE PRESIDENT OF THE REPUBLIC OF MOLDOVA

Election Day – Sunday
November 17, 1996

Order Number	Action scheduled for preparation and holding of elections	Terms for carrying out scheduled actions	Executors
1.	Creation of Central Electoral Commission	12.07.1996	
2.	Making of information regarding membership, headquarters and ways of contacting the Central Electoral Commission public (Article 9 (8))	within 2 days of approval	Central Electoral Commission
3.	Creation of precinct electoral commissions: in municipalities, autonomous territorial units with special status, districts. (Article 11(1))	Within 5 days of election day schedule (publication of law), no later than 09.07.1996	Local public administration authorities
4.	Registration of electoral blocs created on basis of decisions adopted by parties and other social-political organizations (Article 19 (2) b)	by 27.07.1996	Central Electoral Commission
5.	Creation of electoral constituencies (in municipalities, special status territorial units, districts) (Article 8 (1) b)		Central Electoral Commission
6.	Appointment of Medical Commission to issue certificates on state of health of candidates for position of President of the Republic of Moldova (Article 21 (1))	by 17.08.1996	Central Electoral Commission
7.	Nomination of candidates for position of President of the Republic of Moldova (Article 19 (1))	from 19.08.1996 until 17.10.1996	Parties, social-political organizations, electoral blocs, Moldovan citizens who collected signatures

8.	Presentation of lists of initiative groups for nomination of candidates for position of President of the Republic of Moldova	no later than 22.09.1996	candidates for position of President of Moldova
9.	Adoption of decision "regarding sample voter list, reports on electoral commission sessions and other electoral acts, boxes and seals of electoral commissions" (Article 10 d)	no later than 17.10.1996	Central Electoral Commission
10.	Registration of initiative groups for nomination of candidates for the position of President of Moldova (Article 20 (3))	within 5 days of the presentation of lists	Central Electoral Commission
11.	Presentation of voter subscription lists to precinct electoral commissions (Article 20 (9))	no later than 7.10. 1996	Initiative groups for nomination of candidates
11a.	Presentation to Central Electoral Commission of reports on number of voters on subscription lists (Article 20 (9))	no later than 12.10. 1996	Precinct electoral commissions
12.	Submission of documents for registration of presidential candidates (Article 21 (1))	no later than 17.10.1996	Parties, social-political organizations, electoblocs, initiative groups for nomination of presidential candidates
13.	Registration of presidential candidates (Article 21 (2))	within 5 days after the date of document submission	Central Electoral Commission
14.	Issuance of certificates to presidential candidates (Article 21 (4))	2 days after registration of presidential candidate	Central Electoral Commission
15.	Designation by each candidate of a representative to Central Electoral Commission (Article 9 (10))	within 3 days of registration of presidential candidate	Presidential candidates
16.	Confirmation of representatives of each candidate for president to Central Electoral Commission (Article 9 (10))	within 3 days of submission of names of representatives	Central Electoral Commission
17.	Submission to Moldovan Parliament of request to assign candidate representatives to Central Electoral Commission (Article 9 (11))	within 5 days of the registration of the last presidential candidate	Central Electoral Commission

18.	Designation by each candidate of a representative to precinct electoral commissions (Article 11 (11))	within 5 days of registration of last presidential candidate	Candidates for president
19.	Registration of candidates' trustees and issuance of certificates (Article 22 (2))	two days after registration of presidential candidates	Central Electoral Commission
20.	Adoption of resolution "regarding the form and text of the ballot for the election of the President of Moldova" (Article 25 (1))	22.10.1996	Central Electoral Commission
21.	Creation of voting stations according to territorial administrative principles in localities with more than 30 and less than 3000 voters (Article 13 (2))	by 17.09.1996	Precinct electoral commissions
22.	Creation of electoral commissions for voting stations (Article 13 (1))	no later than 17.10. 1996	Villages, towns, cities, communes, mayoralties, heads of diplomatic missions and consulates
23.	Designation by each candidate of a representative to voting stations electoral commissions (Article 13 (6))	within 10 days of registration	Candidates for president
24.	Meetings of candidates with voters (Article 24 (2))	from date of registration until 16.11.1996	Parties, social-political organizations, electoral blocs, local public administration bodies, electoral commissions
25.	Making of voter lists at each voting station public (Article 18 (1))	no later than 06.11.1996	Voting station electoral commissions
26.	Deliverance of ballots to each voting station election commission	by 10.11.1996	Central Electoral Commission, precinct electoral commissions
27.	Holding of election of President of Moldova (from 08.00 until 20.00) (Article 26)	17.11.1996	Voting station electoral commissions

28.	Presentation of results to precinct electoral commissions	18.11.1996	Voting stations electoral commissions
29.	Presentation to Central Electoral Commission of reports of precinct election commissions regarding summary of election results (Article 30)	no later than 19.11.1996	Precinct electoral commissions
30.	Summary of presidential election results (Article 31(1))	no later than 20.11.1996	Central Electoral Commission
31.	Presentation to Constitutional Court of the report on presidential election results (Article 31 (7))	23.11.1996	Central Electoral Commission
32.	Confirmation of election results (Article 7(4) and Article 33 (2))	30.11.1996	Central Electoral Commission
33.	Submission to Parliament together with consent of Court of Accounts of report on management of sum of money allotted for elections (Article 5(2))	within 3 days of date of election conclusion	Central Electoral Commission

From the Central Electoral Commission

RESOLUTION
OF THE CENTRAL ELECTORAL COMMISSION OF THE
REPUBLIC OF MOLDOVA

REGARDING THE ESTABLISHMENT OF ELECTORAL
DISTRICTS FOR THE ELECTION OF THE PRESIDENT
OF THE REPUBLIC OF MOLDOVA

The Central Electoral Commission hereby decrees:

Article 1.

According to Article 8 (1) of the Law "On the Election of the President of the Republic of Moldova," the following election constituencies shall be established:

1. The Municipal Election Constituency No. 1 Chişinău
2. The Municipal Election Constituency No. 2 Bălţi
3. The Municipal Election Constituency No. 3 Bender
4. The Municipal Election Constituency No. 4 Tiraspol
5. The District Election Constituency No. 5 Anenii Noi
6. The District Election Constituency No. 6 Basarabeasca
7. The District Election Constituency No. 7 Briceni
8. The District Election Constituency No. 8 Cahul
9. The District Election Constituency No. 9 Sănătăuca
10. The District Election Constituency No. 10 Cantemir
11. The District Election Constituency No. 11 Căinari
12. The District Election Constituency No. 12 Călăraşi
13. The District Election Constituency No. 13 Căuşeni
14. The District Election Constituency No. 14 Camenca
15. The District Election Constituency No. 15 Cimişlia
16. The District Election Constituency No. 16 Dubăsari
17. The District Election Constituency No. 17 Criuleni
18. The District Election Constituency No. 18 Donduşeni
19. The District Election Constituency No. 19 Drochia
20. The District Election Constituency No. 20 Cocieri
21. The District Election Constituency No. 21 Edineţ

22. The District Election Constituency No. 22 Făleşti
23. The District Election Constituency No. 23 Floreşti
24. The District Election Constituency No. 24 Glodeni
25. The District Election Constituency No. 25 Grigoriopol
26. The District Election Constituency No. 26 Hânceşti
27. The District Election Constituency No. 27 Ialoveni
28. The District Election Constituency No. 28 Leova
29. The District Election Constituency No. 29 Nisporeni
30. The District Election Constituency No. 30 Ocniţa
31. The District Election Constituency No. 31 Orhei
32. The District Election Constituency No. 32 Rezina
33. The District Election Constituency No. 33 Râbnîţa
34. The District Election Constituency No. 34 Râşcani
35. The District Election Constituency No. 35 Sângerei
36. The District Election Constituency No. 36 Slobozia
37. The District Election Constituency No. 37 Soroca
38. The District Election Constituency No. 38 Străşeni
39. The District Election Constituency No. 39 Şoldăneşti
40. The District Election Constituency No. 40 Ştefan Vodă
41. The District Election Constituency No. 41 Taraclia
42. The District Election Constituency No. 42 Telenişti
43. The District Election Constituency No. 43 Ungheni
44. The District Election Constituency No. 44 Vulcăneşti
45. The District Election Constituency No. 45 Găgăuzia

2

Article 2.

The Decision shall be put into effect upon adoption.

Petru Railean,
Chairman of the Central Electoral Commission

Valeria Şterbeţ,
Secretary of the Central Electoral Commission

Chişinău, August 7, 1996, No. 6

**RESOLUTION
OF THE CENTRAL ELECTORAL COMMISSION
OF THE REPUBLIC OF MOLDOVA**

**REGARDING THE COLLECTION OF SIGNATURES ON
LISTS (PETITIONS) IN SUPPORT OF CANDIDATES FOR
THE POSITION OF THE PRESIDENT OF THE REPUBLIC
OF MOLDOVA**

According to Art. 10 (d), 20 (5) of the Law
"On the Election of the President of the Republic of Moldova,"
the Central Electoral Commission hereby decrees:

The following model of lists of signatures (petitions) in support of candidates for the position of the President of Moldova is approved.

*Petru Railean,
Chairman of the Central Electoral Commission*

*Valeria Șterbeț,
Secretary of the Central Electoral Commission*

Chișinău, August 7, 1996, No. 9

THE ELECTION OF THE PRESIDENT OF THE REPUBLIC OF MOLDOVA

November 17, 1996

PETITION
No

Candidate's first and last name	Partisan affiliation
Date of birth	Municipality (sector), district
Occupation (profession)	Town, village (commune)
Position	First and last name of member of initiative group or
Place of work	member of social-political formation collecting
Address/Residence	signatures

No	Supporter's first and last name	Year of birth	Home address	Identity licence		Date of signature	Supporter's signature
				Series	No		

**RESOLUTION
OF THE CENTRAL ELECTORAL COMMISSION
OF THE REPUBLIC OF MOLDOVA**

**REGARDING THE APPOINTMENT OF THE MEDICAL
COMMISSION FOR THE EXAMINATION OF THE HEALTH
OF CANDIDATES FOR THE POSITION OF THE PRESIDENT
OF THE REPUBLIC OF MOLDOVA**

Based on Article 21 of the Law
"On the Election of the President of the Republic of Moldova,"
the Central Electoral Commission hereby decrees:

Article 1.

The Medical Commission for the examination of the health of candidates for the position of the President of the Republic of Moldova is established in the following nominal membership:

Chairman: Nicolae Dolghi, Prime Vice-Minister of Health
Vice Chairman: Boris Lupașco, Chief Physician at the Hospital of the Curative Association; Pd.D. in Medicine
Secretary: Maria Curocikin, Department Head at the Hospital of the Curative Association

Members of the Commission:

Ilie Banaru, Professor, Ph.D. in Medicine
Emilia Boșneaga, Physician Consultant
Grigore Bivol, Chief Internist at the Ministry of Health
Alexandru Izvoreanu, Chief Cardiologist at the Ministry of Health; Professor
Dumitru Lupan, Chief Ophthalmologist at the Ministry of Health; Ph.D. in Medicine
Eugen Maloman, Chief Surgeon at the Ministry of Health; Professor
Mihail Hotineanu, Chief Psychiatrist at the Ministry of Health; Ph.D. in Medicine
Petru Roșca, Chief Obstetrician-Gynecologist at the Ministry of Health; Ph.D. in Medicine
Deomid Gherman, Chief Neurologist at the Ministry of Health; Academician

Article 2.

The Medical Commission shall work at the Hospital of the Curative-Sanatorial Association starting August 19, 1996 on 34, Drumul Viilor Str.

*Petru Railean,
Chairman of the Central Electoral Commission*

*Valeria Șterbeț,
Secretary of the Central Electoral Commission*

Chișinău, August 14, 1996, No. 14

RESOLUTION
OF THE CENTRAL ELECTORAL COMMISSION
OF THE REPUBLIC OF MOLDOVA

REGARDING THE SCHEDULE OF THE ELECTORAL CAMPAIGN
AND THE DISTRIBUTION OF BROADCASTING AIR TIME AT THE
STATE COMPANY "TELERADIO-MOLDOVA"

According to Article 23 (1) of the Law "On the Election of the President of the Republic of Moldova" and Article 37 of the Law "On Audiovisual Means," the Central Electoral Commission, jointly with the Coordinating Council of Audiovisual, hereby decrees:

1. The candidates for the position of the President of the Republic of Moldova shall have equal access free of charge to mass media, including radio and TV, from the day of their registration.
2. The air time shall be used for the presentation of candidates' programs and pre-election campaigning (reports from meetings, sessions, statements and other).
3. The TV and Radio campaign programs shall not be interrupted by commercial advertisement.
4. During the electoral period the coverage of the activity of candidates holding high ranking positions on news bulletins in both languages shall not exceed 3 minutes per program.
5. Those holding senior positions in local public administrations and who at the same time are engaged in the electoral campaign, shall give interviews and make declarations containing general information in their field of activity and shall not take the opportunity to make electoral propaganda.
6. The candidates shall order and purchase broadcast time for programs and commercial spots as pre-election campaigning. The volume of paid broadcasting for each candidate shall not exceed that which is granted free of charge.
7. Electioneering is prohibited on election day.
8. The proposal regarding the coverage of the electoral campaign by the State Company "Teleradio-Moldova" is approved (see attached).

Petru Railean,
Chairman of the Central Electoral Commission

Valeria Șterbeț,
Secretary of the Central Electoral Commission

Chișinău, August 22, 1996, No. 21

*APPROVED
by the decision of the Central
Electoral Commission jointly with
the Coordinating Council of Audiovisual
August 22, 1996, No. 21*

**A PROPOSAL
TO COVER THE ELECTORAL CAMPAIGN
BY THE STATE COMPANY "TELERADIO-MOLDOVA"
FOR THE ELECTION OF THE PRESIDENT
OF THE REPUBLIC OF MOLDOVA**

1. GENERAL PRINCIPLES AND CRITERIA

1. The 1996 presidential campaign shall have reserved established air time on the National TV, the I Channel of Radio Moldova and on district and municipal local TV stations.
2. The broadcast and production of electoral programs and news bulletins shall be made in compliance with the Moldovan Constitution, electoral laws, the Audiovisual Law, and the Statute of the State Company Teleradio-Moldova.
Teleradio-Moldova shall be equally available to all political forces, unbiased and equally considerate of all and shall not influence the political message of parties. The latter shall be free to express their message and shall avoid any kind of pressure or interference that might affect the Company's impartiality and its status as a public station.
3. The TV and radio station shall avoid excessive coverage in highly rated programs of political leaders and personalities running for presidency. This kind of advertisement shall be broadcast by the departments for activities on news bulletins. Thus, the reports on general interest subjects shall be distinguished from electoral programs.
4. Prior to the beginning of the electoral campaign, the TV and radio shall present, on their programs, the laws and interpret them, as well as perform other electoral actions.
5. To cover the electoral campaign on radio and TV, production teams will be established to produce the programs following the same criteria.
6. The production teams shall cooperate with the national network of local correspondents and with the editors assigned to "fixed locations:" Parliament, the Central Electoral Commission, the Coordinating Council on Audiovisual, press services of political parties, candidates' representatives.
7. The Company Teleradio-Moldova shall promote frankness when producing the electoral programs, and shall keep all political formations, nongovernmental organizations, foreign observers and international organizations involved in the monitoring of the electoral campaign in mass media and press informed about the electoral programs and the methods of cooperation with the political parties.
8. All electoral programs, irrespective of the channel and the hour of broadcasting, shall use the same signal for identification and some distinguishing feature from the rest of programs.
9. The TV and radio departments for programs, broadcasting and analyses shall monitor the electoral programs and compile a special file containing all messages (interviews) broadcast on the programs of the previous day.

2

The films with the electoral programs will be stored for 3 days at the TV Company and the soundtracks – 30 days, Radio reports - 30 days.

10. The State Company shall assure the candidates for the position of the President of Moldova equal air time from the day of their registration with the CEC. The demand for air time shall be submitted to the Company (TV or radio) 48 hours before being broadcast over a respective period.

The air time shall be used by candidates to present their electoral programs, electioneer (reports from meetings), make appeals or declarations or make public other electoral materials.

11. The language of broadcasting shall be selected by the candidates or their press agents.
12. The state company shall bear no criminal, moral or other kind of responsibility for the contents of programs broadcast during candidates' air time, in compliance with the CEC Resolution. In case an electoral subject wants to reply to some other subject statements, he shall only do this during the air time granted by the CEC. All conflicts among candidates that are due to the broadcasting of electoral material prepared by them or completed with their participation shall be resolved by the CEC and the Coordination Council on Audiovisual, according to current laws.
13. The TV and Radio programs shall be produced at the candidate's request either by himself or by the Company in studio conditions. In the event of independent production, the candidate shall be obliged to present the films (cassettes) with complete registration to the TV or radio, respecting the requirements of the technological and production process, no later than 24 hours before being broadcast.

If the program presented by the candidate does not meet the technological norms or the technical standards of the Company, the managers of the TV (Radio) shall postpone its broadcast and inform the candidate about their decision no later than 10 hours before broadcasting. The unused time shall not be made up for.

II. SCHEDULE AND AIR TIME ON RADIO

In compliance with Article 23 (1) of the Law on presidential elections, the CEC shall grant equal air time on radio to all candidates. The program shall be entitled 'The Electoral Tribune.' As stipulated in Article 24 (1), the Radio shall guarantee the right of citizens to freely discuss under all aspects the electoral programs of the candidates for president, their political, professional and personal qualities and to electioneer in support of one candidate or another. These radio programs shall be broadcast on the program "The Voter Elects" and shall include news and reports from different electoral activities with the participation of voters: meetings, sessions, etc.

In compliance with Article 5 (4), the Radio shall broadcast the materials presented by electoral commissions free of charge.

During the 90 days of the electoral campaign, the Radio shall grant 300 minutes air time to each registered candidates. The air time shall be granted in 3 stages as follows:

19 August - 15 September	30 minutes
16 September - 15 October	60 minutes
16 October - 16 November	90 minutes

In the second half of the last stage (depending on the number of candidates) the Radio shall grant 60 minutes to each candidate to hold a direct dialogue with listeners on the program "Candidates Versus Voters." On November 16 the Radio shall invite the candidates to an

electoral debate estimated at 90 minutes. This time shall not be considered as part of the general time granted to each candidate for the entire electoral campaign.

The Radio agency has a network of district radio stations through which the candidates and their supporters can address the voters. The air time granted to candidates shall be 20 minutes monthly.

The Radio suggests the following schedule for utilization of the provided air time.

"The Morning Wave"	07.15-07.45, except Sundays;
"Radiocourier"	19.30-20.00, except Sundays and Saturdays
"The Current Microphone"	21.30-22.00, except Sundays and Saturdays
Local radio	06.30-06.50, according to program schedule.

The Program broadcast in Chişinău "The Town and Its People" – 11.15-11.35, shall be broadcast according to the schedule. The column "Candidates versus Voters" shall run Saturdays, from 11.00 to 12.00.

The program "Electoral Debates" shall be broadcast from 19.30 to 21.00.

The candidates and their supporters shall speak on the radio for 10 minutes, and on local radio and on the program "The Town and Its People" - 5 minutes.

The candidates shall be granted air time in the order of their registration with the CEC according to applications to be submitted no later than 48 hours after registration.

The unused scheduled air time shall not be made up for.

The air time shall be granted only when the candidate or an entitled representative of his group presents a written request.

According to the law, the candidates and their supporters shall be responsible for their statements made on the Radio during the air time granted according to the Law.

In the event a candidate wants to reply to statements made by another, he can do so only during his air time.

The audio materials used by candidates or their supporters during the air time must meet the technical parameters established by the radio station.

The concept of covering the electoral campaign shall also include the program "Electoral." It is intended to relate electoral information, electoral commission communications, press statements, press conferences, political party and social-political formation opinions. This program shall be broadcast according to the following schedule:

"The Morning Wave"	06.15 (5-6 minutes)
"Median Flux"	12.30 (5-6 minutes)
"Radio journal"	12.15 (5-6 minutes)
"Radiocourier"	20.05 (5-6 minutes)
"Actual Microphone"	21.15 (5-6 minutes)
News bulletin	17.05 (3-4 minutes)
News bulletin	18.05 (3-4 minutes)

Besides the air time granted to the electoral campaign itself, the Radio shall initiate a series of programs intended to speak to voters about their rights and duties, the importance of options and elections of the President and the Law on the Election of the President of Moldova. Together with experts in the field, the Radio shall broadcast impartial electoral clips addressing

mainly the voters. To inform the candidates and their representatives about the Radio programs, a special session shall be broadcast on one of the first days of the electoral campaign.

III. SCHEDULE AND AIR TIME ON TELEVISION

1. Each candidate shall receive an average of 2 minutes free air time daily from August 19 to September 15, and 3 minutes from September 16 to November 15.

The volume shall be calculated from the day of registration of candidates with the CEC.

2. The air time shall be distributed by the Company throughout the entire electoral period in the order of the registration of candidates.

Based on the volume of time granted, each candidate shall be entitled to 5 minutes in the program "Telematinal" and 15 minutes on evening programs.

The CEC establishes the following schedule for air time, provided free of charge:

07.30-07.45 21.35-22.00

The unused time shall not be made up for and shall not be postponed to the next period.

3. The TV shall ensure the preparation and broadcasting on the news programs "Mesagerul" of 8 reports from meetings, sessions, press conferences held by each candidate, 3 minutes each. These reports shall be prepared only at the request of candidates and exclusively by the workers of the Company on condition that they submit their request 3 days before the event and provide for transportation for the production team.

If the news programs contain several reports of this kind, they will be broadcast in the order of registration with the CEC. The reports will not be included in the candidates' air time.

4. In the second round of elections, the candidates shall be granted 1 hour of air time free of charge and 6 reports on the news program "Mesagerul."

For the rest, the regulations of the first round will be applied.

5. With a view to pre-electoral electioneering, the TV State Company is permitted to broadcast a candidate's paid programs and advertisement spots of no longer than 5 minutes. The total volume of paid air time for each candidate will not exceed that which is granted free of charge.

The day, time and duration of broadcasting shall be established by the candidate jointly with the Company, based on the candidate's request.

The Company shall guarantee the request based on current fees and only with advance payment.

6. If necessary, the Company shall render services such as filming, mounting and computerized graphics for the preparation of advertisement spots for a fee.

7. The TV Company shall hold 1-hour programs twice a month on electoral debates among candidates (or members of initiative groups and supporters). The artistic concept, structure, schedule, as well as the moderator of such programs will be established by the State Company. The volume of these programs is not included in the air time.

8. The TV company in coordination with the CEC and by its order will produce motivational and informational advertisement spots for a fee.

9. The Company shall broadcast materials on the program "When president, I will ...," "Why will I come to vote." and others, according to the creative plans of departments.

10. During the election the coverage of the activity of candidates holding high ranking state positions shall not exceed 3 minutes per news bulletin.

**RESOLUTION
OF THE CENTRAL ELECTORAL COMMISSION
OF THE REPUBLIC OF MOLDOVA**

**REGARDING THE PROVISIONAL REGULATIONS
ON THE ACTIVITY OF THE MEDICAL COMMISSION
FOR THE EXAMINATION OF THE HEALTH OF CANDIDATES
FOR THE POSITION OF THE PRESIDENT OF THE
REPUBLIC OF MOLDOVA**

The Central Electoral Commission hereby decrees:

The Provisional Regulations regarding the activity of the Medical Commission for the examination of the health of candidates for the position of the President of the Republic of Moldova is adopted.

*Petru Railean,
Chairman of the Central Electoral Commission*

*Valeria Șterbeț,
Secretary of the Central Electoral Commission*

Chișinău, August 28, 1996, No. 25

2

APPROVED
by the Central Electoral Commission
by Resolution No. 25
August 28, 1996

PROVISIONAL REGULATIONS REGARDING THE ACTIVITY OF THE MEDICAL COMMISSION FOR THE EXAMINATION OF THE STATE OF THE HEALTH OF CANDIDATES FOR THE POSITION OF THE PRESIDENT OF THE REPUBLIC OF MOLDOVA

GENERAL NOTIONS

1. The Medical Commission is appointed and approved by the Central Electoral Commission according to Article 21 (1) of the law on presidential elections.
2. The Commission shall be staffed by internists, neurologists, ophthalmologists, surgeons, gynecologists, psychiatrists, cardiologists and otorhinolaryngologists.
3. The Commission shall be entitled to independent activity and shall be guided by the law on presidential elections and current regulations.
4. The Commission will function at the Republican Clinical Hospital of the Curative Sanatorial Association under the Moldovan State Chancellor (str. Drumul Viilor, 34, Wednesday – from 15.00 to 18.00, Saturday from 12.00 to 15.00).

AUTHORITIES OF THE MEDICAL COMMISSION

1. The Medical Commission shall have the following functions:
 - a) thorough examination of medical documents of presidential candidates, presented by medical institutions;
 - b) estimation of the state of health of presidential candidates;
 - c) determination of the attitude of the candidates towards the prospect of taking the presidential office;
 - d) reporting of the results of the medical document examination and the conclusion of the Medical Commission in the report signed by the entire commission;
 - e) issuance of the candidates' health certificates with the conclusion of the Commission signed by the Chairman and the Secretary of the Commission. See Certificate Form in attachment No. 1.

THE RIGHTS OF THE COMMISSION

1. The Medical Commission can suggest that the candidate undergo supplementary investigation and examination with a view to test his/her health.
2. If necessary, the Commission shall invite the candidate's family doctor or some other doctor who is not a member of the Medical Commission to its session.

Approved by the Medical Commission

August 26, 1996

ATTACHMENT

CERTIFICATE No

**REGARDING THE STATE OF THE HEALTH OF THE CANDIDATE FOR
THE POSITION OF THE PRESIDENT OF THE REPUBLIC OF MOLDOVA**

First, last name

Year of birth

Place of work, position

Conclusion of Medical Commission

Chairman of Medical Commission

Nicolae Dolghi

Secretary

Maria Curocikin

Chişinău "....."1996

2

**RESOLUTION
OF THE CENTRAL ELECTORAL COMMISSION
OF THE REPUBLIC OF MOLDOVA**

**REGARDING THE IMPLEMENTATION OF THE LAW
ON THE ELECTION OF THE PRESIDENT OF THE REPUBLIC OF
MOLDOVA BY LOCAL PUBLIC OFFICERS OF THE DISTRICTS OF
CAMENCA, DUBĂSARI, GRIGORIOPOL, RÂBNIȚA, SLOBOZIA
AND THE MUNICIPALITIES OF BENDER AND TIRASPOL**

2

According to Article 11 (1) of the Law on presidential election, the precinct electoral commissions shall be established by a decision of local public officers from towns and districts within 5 days of the determination of the election. Following the Parliamentary Resolution Regarding the Determination of the Day of the Presidential Election in Moldova of 26.06.1996 No. 894-XIII, enacted July 4, 1996, the presidential election was scheduled for November 17, 1996.

The local public administration officers from the majority of districts, towns and municipalities have set up precinct electoral commissions, except for those from the districts of Camenca, Dubăsari, Grigoriopol, Râbnița, Slobozia and the towns of Bender and Tiraspol.

Thus, the above-mentioned local officers hinder the preparation and unfolding of elections in these localities as well as the free exercise of Moldovan citizens of the right to elect and be elected as the President of the Republic of Moldova.

Considering this and in compliance with Article 6 of the Law on presidential elections, the Central Electoral Commission hereby decrees:

1. To report to President Snegur, Speaker Lucinschi and Premier Sangheli on the breach of Law by local officers of the districts of Camenca, Dubăsari, Grigoriopol, Râbnița, Slobozia and the towns of Bender and Tiraspol with a view to necessary measures for the normal preparation and unfolding of elections in these localities in conformity with the Law on Presidential elections.
2. To report to the General Prosecutor about the illegal actions by local officers in the above-mentioned districts and municipalities with a view to taking measures in conformity to current laws.

*Petru Railean,
Chairman of the Central Electoral Commission*

*Valeria Șterbeț,
Secretary of the Central Electoral Commission*

Chișinău, August 28, 1996, No. 27

RESOLUTION OF THE CENTRAL ELECTORAL COMMISSION OF THE REPUBLIC OF MOLDOVA REGARDING THE COVERAGE OF ELECTIONS IN PERIODICALS FOUNDED BY LOCAL AND CENTRAL PUBLIC AUTHORITIES

In compliance with Article 5, Paragraph (1) and (4) and Article 23, Paragraph (1) of the Law "On the Election of the President of the Republic of Moldova," the Central Electoral Commission hereby decrees:

1. Local and republican periodicals shall publish systematically and promptly, on the first page, the resolutions and other acts released by the electoral commissions.
2. All presidential candidates are entitled to publication of their electoral programs free of charge on no more than one newspaper page.
3. Periodicals founded (integrally or jointly) by central and local public authorities, funded by local and republican budgets (see attachment 1) shall cover the election campaign of candidates and the social-political formations that nominated them, the independent candidates and their trustees, and will publish the candidates' appeals, statements and pictures only after their registration with the CEC in the order of payment. Candidates shall be granted equal space and publishing opportunities save for the editorial materials.
4. The publishing houses of these publications shall provide objective, complete and authentic information on elections and shall be equally open to all presidential candidates.
5. The editors shall be allowed during the election to issue thematic supplements "The Elector" in which the candidates, social-political organizations and trustees shall publish materials and pay for them according to tariffs imposed on advertisement.

In the event these conditions are fulfilled, the publishing houses shall be obliged to publish the presented materials.

6. Materials on the activity of candidates in their capacity of high-ranking officials shall not be used for electioneering and shall not exceed 200 lines per issue.
7. Correspondents of periodical newspapers shall have access to all electoral activities with a view to be able to provide ample and prompt coverage of the campaign. On voting day they shall be allowed to observe the tallying of votes.
8. The editors-in-chief of periodicals founded by local and central public authorities shall be penalized according to current laws in the event of violation of the Law on presidential elections.
9. The government shall assure the funds and materials necessary for the periodicals to cover the election campaign.

Petru Railean,
Chairman of the Central Electoral Commission

Valeria Șterbeț,
Secretary of the Central Electoral Commission

Chișinău, September 13, 1996, No. 41

**RESOLUTION
OF THE CENTRAL ELECTORAL COMMISSION
OF THE REPUBLIC OF MOLDOVA
REGARDING THE ACTIVITY OF FOREIGN
OBSERVERS DURING THE PERIOD OF THE ELECTION
OF THE PRESIDENT OF MOLDOVA**

According to Article 3, Paragraph 4 and Article 10, Paragraphs a) and k) of the Law "On the Election of the President of the Republic of Moldova," the Central Electoral Commission hereby decrees:

1. The foreign observer shall be accredited by the Foreign Ministry at the request of international organizations, local governmental and non governmental organizations, as well as individuals with a good standing in the field of human rights and the promotion of liberties.
2. Based on these facts, the CEC shall issue the foreign observer a credential which shall entitle him/her to observe the election of the President of Moldova.
3. The foreign observer shall fulfill his/her duties independently and in compliance with current laws.
4. The foreign observer shall be allowed to:
 - attend the meetings of electoral commissions;
 - examine electoral acts (electoral lists, documents of social-political formations that nominated the candidates and of initiative groups of independent candidates; the financial papers of candidates) and make copies of these documents at his/her own expense;
 - be present at the sealing and opening of voting boxes, tallying of votes, calculation of results and compilation of protocols of election results;
 - notify electoral commissions about violations, speak openly and make conclusions regarding the unfolding and the results of voting, without intruding on the activity of electoral commissions.
 - attend meetings among the candidates, their trustees and the voters and other electoral meetings;
 - meet with the candidates and their trustees;
 - organize press conferences and make their opinions on elections public;
 - report cases of electoral fraud by Moldovan citizens to the CEC;

5. The foreign observer shall not be allowed to:
 - take advantage of his/her status and conduct activities other than the observation of the election;
 - sign the name of a voter to receive a ballot;
 - mark a ballot instead of a voter either in his/her presence or in secret;
 - interfere with the activity of members of electoral commissions.
6. The foreign observer shall be protected by the state of the Republic of Moldova throughout his/her accredited term.
7. The activity of foreign observers shall be funded either by the organization that sponsored them or by themselves.
8. In the event the foreign observer breaches the principles and norms of international law or the Moldovan Constitution and laws, the Foreign Ministry, upon recommendation of the CEC shall suspend his/her accreditation.
9. In the event the foreign observer violates the electoral law on election days, he may be immediately expelled from the voting station by a vote of the local electoral commission.
10. A sample of the credential for the foreign observer is approved (see attached).

Petru Railean,
Chairman of the Central Electoral Commission

Valeria Șterbeț,
Secretary of the Central Electoral Commission

Chișinău, September 13, 1996, No. 43

RESOLUTION
OF THE CENTRAL ELECTORAL COMMISSION
OF THE REPUBLIC OF MOLDOVA

REGARDING THE ACTIVITY OF TRUSTEES OF
CANDIDATES FOR THE POSITION OF THE PRESIDENT
OF THE REPUBLIC OF MOLDOVA

In compliance with Art. 14 and 22 of the Law "On the Election of the President of the Republic of Moldova," the Central Electoral Commission hereby decrees:

- 2**
1. The candidates for the position of the President of Moldova are free to appoint trustees in every electoral constituency, having the latter's prior consent. Persons on whom political restrictions according to current laws are imposed cannot be trustees.
 2. The list of trustees for each electoral constituency shall be presented to the Central Electoral Commission for registration. The list shall include the trustees' first and last names, their year of birth, their place of work, their position and address. Upon checking the data from the lists and the consent of trustees, the Central Electoral Commission shall make a decision regarding their registration. After registration, the trustees shall be issued licences by the established model.
 3. The trustees shall be entitled to:
 - electioneer in any form established by law and through all legal means, as well as hold other activities supporting the candidate;
 - discuss freely, and under all aspects, the electoral programs of candidates for election along with their political, professional and personal characteristics;
 - make propaganda in favor of or against the candidates for election within meetings, sessions with voters through mass media and other ways unlikely to breach public order;
 - speak to voters at pre-election meetings and sessions and take part in pre-election debates;
 - represent the interests of presidential candidates in relations with public administrations, voters and electoral commissions;
 - receive the necessary assistance from the local public administrations to hold pre-election meetings with the electors;
 - observe the sessions of electoral commissions;
 - observe the voting, tallying and evaluation of results at voting stations;
 - have access to the papers of electoral commissions, as well as to reports regarding the results of vote tallying and reports on election results;
 - submit petitions regarding the decisions and the activity (inactivity) of electoral commissions and be present at the examination of complaints and applications.

4. The trustees shall not:

- be included on electoral commissions;
- get involved in electoral commission activity;
- sign instead of a voter, at his/her request, to receive a ballot and complete it in secret.

5. The trustees shall have the right to temporarily leave their place of employment throughout the election period and still receive the average salary for their position from the funds allotted for the holding of the election. The trustees shall not be fired or transferred to another position without their consent.

6. The candidates may at any point in time before the election, fire his/her trustees or replace them. The persons, registered as trustees may resign on grounds of bad health or other reasons, if they have given no previous consent. The candidate's trustee may be suspended, at the trustee's request, by the decision of the Central Electoral Commission in case he/she has not given his/her consent, for reasons of bad health and for other reasons.

*Petru Railean,
Chairman of the Central Electoral Commission*

*Valeria Șterbeț,
Secretary of the Central Electoral Commission*

Chișinău, September 16, 1996, No. 45

**RESOLUTION
OF THE CENTRAL ELECTORAL COMMISSION
OF THE REPUBLIC OF MOLDOVA**

**REGARDING THE ACTIVITY OF REPRESENTATIVES
OF CANDIDATES FOR THE POSITION OF THE PRESIDENT
OF THE REPUBLIC OF MOLDOVA
(INCLUDING AMENDMENTS TO THE RESOLUTION
OF THE CENTRAL ELECTORAL COMMISSION NO. 100
OF NOVEMBER 5, 1996)**

According to Article 10 of the Law
"On the Election of the President of the Republic of Moldova,"
the Central Electoral Commission hereby decrees:

1. According to Articles 9, 11 and 13 of the Law, the candidates for the position of the President of the Republic of Moldova shall:
 - appoint one permanent representative to the Central Electoral Commission within 3 days of registration who shall be confirmed by the CEC;
 - be entitled to appoint one representative to:
 - a) the district electoral commissions within 5 days of the registration of the commission (under the text of the CEC Resolution No. 100 of November 5, 1996);
 - b) the precinct electoral commission within 3 days of the formation of the commission (under the text of the CEC Resolution No. 100 of November 5, 1996).
2. The representative of the candidate for the position of the President of the Republic of Moldova entitled to a consultative vote in the electoral commissions may not be the candidate, his/her trustees, his/her wife/husband or a close relative of the candidate.
3. The activity of the candidate's representative on the electoral commission starts from the moment the respective candidate submits the request for confirmation to the electoral commission including the name, surname, year of birth (for those aged 18 day and month must be included), address, home and work telephone numbers.
4. The representative of the presidential candidate shall carry out his activity according to the Law on presidential elections.
5. The representative of the presidential candidate shall have the right to:
 - represent the interests of the candidate on electoral commissions;
 - participate in the meetings of the electoral commission with the right to a consultative vote;

- make statements at the meetings of the electoral commissions, make proposals and objections on issues related to the contents of the respective electoral commission and ask for a vote;
 - address other participants at electoral commission meetings questions according to the agenda and be given straight answers;
 - get acquainted with the materials and documents of the respective electoral commission and of the one lower on the hierarchy.
 - observe the tallying of votes by the commission;
 - sign the protocol on the results of the vote counting (under the text of the Resolution of the Central Electoral Commission No. 100 of November 5, 1996).
6. The representative of the candidate shall not be allowed to:
- participate in voting by the electoral commission on resolutions;
 - participate in the vote counting at the precincts on election day;
 - paragraph 3 is eliminated by the Resolution of the Central Electoral Commission No. 100 of November 5, 1996;
 - electioneer;
 - distribute electoral materials in support of the candidate.
7. The presidential candidate may at any point in time before the election dismiss his representative to the electoral commission and replace him/her with another individual. The representative of the candidate may also resign if he/she has given no preliminary consent to represent the candidate or on grounds of bad health or for other reasons.
8. The activity of the representative of the presidential candidate shall end together with the expiration of authority of the commission to which he has been appointed.
9. This resolution shall be published in press.

Petru Railean,
Chairman of the Central Electoral Commission

Valeria Șterbeț,
Secretary of the Central Electoral Commission

Chișinău, October 11, 1996, No. 65

**RESOLUTION
OF THE CENTRAL ELECTORAL COMMISSION
OF THE REPUBLIC OF MOLDOVA
REGARDING THE PUBLICATION OF THE LIST
OF CANDIDATES REGISTERED FOR THE POSITION
OF THE PRESIDENT OF THE REPUBLIC OF MOLDOVA**

Due to the expiration of the term of candidate registration
and according to Article 20 of the Law "On the Election of the President of the
Republic of Moldova," the Central Electoral Commission hereby decrees:

The list of candidates for the position of the President of the Republic of Moldova in the order of registration shall be published integrally (see the attachment).

*Petru Railean,
Chairman of the Central Electoral Commission*

*Valeria Șterbeț,
Secretary of the Central Electoral Commission*

Chișinău, October 23, 1996, No. 74

ATTACHMENT
to Resolution No. 74
of the Central Electoral Commission
of October 23, 1996

THE LIST OF CANDIDATES REGISTERED FOR THE POSITION OF THE PRESIDENT OF THE REPUBLIC OF MOLDOVA

1. *Snegur Mircea* residing in Chişinău, member of the Party of Rebirth and Conciliation, agronomist, Ph.D. in Agriculture, President of the Republic of Moldova, nominated by the Party of Rebirth and Conciliation.
2. *Sangheli Andrei* residing in Chişinău, member of the Democratic Agrarian Party, agronomist, Prime Minister of the Republic of Moldova, nominated by the Democratic Agrarian Party of Moldova.
3. *Lucinschi Petru* residing in Chişinău, politically non affiliated, historian, Chairman of the Parliament of Moldova, independent candidate.
4. *Matei Valeriu* residing in Chişinău, member of the Party of Democratic Forces, historian, Member of Parliament, nominated by the Party of Democratic Forces.
5. *Voronin Vladimir* residing in Chişinău, member of the Communist Party, engineer-economist and jurist, Prime Secretary of the Communist Party, nominated by the Communist Party.
6. *Gorea-Costin Iuliana* residing in Chişinău, politically non-affiliated, linguist and jurist, Director of the Romanian-English Lyceum "Mircea Eliade," independent candidate.
7. *Plugaru Anatol* residing in Chişinău, politically non-affiliated, military pensioner, legal consultant to the periodical "Plugarul," independent candidate.
8. *Abramciuc Veronica* residing in Chişinău, member of the Socialist Party, historian, General Director of the Department for National Relations, independent candidate.
9. *Liviţchi Marina* residing in Chişinău, politically non-affiliated, Ph.D. in Sociology, Ph.D. in Law, Member of Parliament, independent candidate.

2

RESOLUTION
OF THE CENTRAL ELECTORAL COMMISSION
OF THE REPUBLIC OF MOLDOVA

REGARDING THE FINANCIAL ASSISTANCE
FOR CANDIDATES FOR THE POSITION OF THE PRESIDENT
OF THE REPUBLIC OF MOLDOVA

2 According to Article 2 (10) of the Law "On the Election of the President of the Republic of Moldova," the state shall guarantee all presidential candidates equal rights throughout the election campaign. Among the candidate's basic rights is the right to financial assistance from the state for the election campaign.

This right is set forth in Articles 5 (1,2,3) and 23 (1,8) stating that the state shall estimate the amount of funds each candidate might need to conduct the election campaign. But the estimation approved by the Parliament does not include the financial assistance for candidates. Considering all this, the Central Electoral Commission hereby decrees:

The Government of the Republic of Moldova is asked to consider the eventuality of the distribution of funds to candidates necessary to conduct their election campaigns.

Petru Railean,
Chairman of the Central Electoral Commission

Valeria Șterbeț,
Secretary of the Central Electoral Commission

Chișinău, October 25, 1996, No. 76

**RESOLUTION
OF THE CENTRAL ELECTORAL COMMISSION
OF THE REPUBLIC OF MOLDOVA
REGARDING THE DESIGN AND TEXT
OF THE VOTING BALLOT FOR THE ELECTION OF
THE PRESIDENT OF THE REPUBLIC OF MOLDOVA**

According to Article 25 of the Law "On the Election of President of the Republic of Moldova," the Central Electoral Commission hereby decrees:

The design and text of the voting ballot for the election of president is approved (see attached).

*Petru Railean,
Chairman of the Central Electoral Commission*










*Valeria Șterbeț,
Secretary of the Central Electoral Commission*

Chișinău, October 28, 1996, No. 80

2

VOTING BALLOT

for the election of the President of the Republic of Moldova
November 17, 1996

	SNegur MIRCEA	born 1940, agronomist, President of the Republic of Moldova, nominated by the Party of Rebirth and Conciliation of Moldova	<input type="radio"/>
	SANGHELI ANDREI	born 1944, agronomist, Prime Minister of the Republic of Moldova, nominated by the Democratic Agrarian Party of Moldova	<input type="radio"/>
	LUCINSCHI PETRU	born 1940, historian, Chairman of the Parliament of the Republic of Moldova, independent candidate	<input type="radio"/>
	MATEI VALERIU	born 1959, historian, Member of the Parliament of the Republic of Moldova, nominated by the Party of Democratic Forces of Moldova	<input type="radio"/>
	VORONIN VLADIMIR	born 1941, engineer-economist, lawyer, Prime Secretary of the Communist Party of Moldova, nominated by the Communist Party of Moldova	<input type="radio"/>
	GOREA-COSTIN IULIA	born 1957, philologist, lawyer, Director of the Romanian-English Lyceum "Mircea Eliade" of Chişinău, independent candidate	<input type="radio"/>
	PLUGARU ANATOL	born 1951, lawyer, legal consultant for the periodical publication "Plugarul," independent candidate	<input type="radio"/>
	ABRAMCIUC VERONICA	born 1958, historian, General Director of the Department for National Relations, independent candidate	<input type="radio"/>
	LIVIŢCHI MARINA	born 1956, lawyer, Member of the Parliament of the Republic of Moldova, independent candidate	<input type="radio"/>

**RESOLUTION
OF THE CENTRAL ELECTORAL COMMISSION
OF THE REPUBLIC OF MOLDOVA**

**REGARDING THE APPROVAL OF THE SAMPLES
OF PROTOCOLS OF PRECINCT AND DISTRICT ELECTORAL
COMMISSIONS AND THE SOLE METHOD OF FILLING
OUT AND SUBMITTING THE PROTOCOLS BY THE PRECINCT
AND DISTRICT ELECTORAL COMMISSIONS**

According to Article 29 and 30 of the Law "On the Election of the President of the Republic of Moldova," the Central Electoral Commission hereby approves:

2

The samples of the protocols of precinct and district electoral commissions for the election of the President of the Republic of Moldova;

The sole method of filling out and submitting the protocols by the precinct and district electoral commissions for the election of the President of the Republic of Moldova (see attached).

*Petru Railean,
Chairman of the Central Electoral Commission*

*Valeria Șterbeț,
Secretary of the Central Electoral Commission*

Chișinău, October 28, 1996, No. 81

THE SOLE METHOD OF FILLING OUT AND SUBMITTING THE PROTOCOLS OF THE PRECINCT AND DISTRICT ELECTORAL COMMISSIONS FOR THE ELECTION OF THE PRESIDENT OF THE REPUBLIC OF MOLDOVA

I. VERIFICATION OF THE CORRECTNESS OF FIGURES TO BE INCLUDED IN PROTOCOLS

2

Prior to inserting the figures obtained from the tallying of votes in the protocols, the precinct and district electoral commissions shall verify the correctness of these figures as follows:

The number of voters at the precinct shall be established based on the original voter rolls and supplementary lists. The voters who are away from their place of residence on election day and have been issued voting certificates shall be excluded from the original lists.

The number of voters who have been issued ballots (b) shall be established by totaling the signatures on the original and supplementary voter lists.

The number of voters who have voted (c) shall be the sum of the number of valid votes cast (d) and the votes declared invalid (e):

$$c=d+e.$$

The number of valid votes cast (d) shall be the sum of the votes cast for each candidate (f):

$$d=f_1+f_2+f_3+f_4+f_5+f_6+f_7+f_8+f_9.$$

The number of invalid votes shall be established based on the ballots declared invalid according to Article 29 (3) of the Law on the Election of the President of the Republic of Moldova.

The number of ballots issued to the precinct electoral commission shall be the sum of the number of valid votes cast (d), the invalid votes (e) and the unused and null ballots (g):

$$h=d+e+g.$$

(If this number does not coincide, then the ballot was not dropped into the box.)

II. FILLING OUT THE PROTOCOLS

The precinct and district electoral commissions shall examine the results of the tallying of votes at precincts and the election results in the district during sessions and then insert the data in the protocols of which two copies shall be made. The protocols shall be filled out in the presence of all commissioners, representatives and trustees of candidates, local and foreign observers and mass media representatives.

Both copies of the protocol shall be signed by the chairman, vice chairman, secretary and the members of the respective electoral commission, as well as by the candidate representatives. If either commissioner signature is missing, the protocol shall not be disqualified.

The reason the signature is missing shall be mentioned in writing in the column 'signature.' The individuals entitled to observe the tallying of votes and the preparation of protocols shall be allowed to copy the voting results, extract data and make licensed copies of protocols.

III. SUBMISSION OF PROTOCOLS

The protocols made up by the precinct electoral commissions (in two copies), together with the report on voting, the brief description of complaints and the methods used to resolve them, the valid ballots, packed separately for each candidate, the invalid and unused ballots, enclosed in separate envelopes with the precinct number marked on them and sealed, other documents packed, shall be submitted to the district electoral commission no later than the second day after election.

The voter rolls, the voting right certificates and the stamps shall be kept at precinct commissions until the expiration of their authorities and afterwards handed over by act to the respective district commissions.

The district electoral commissions shall present to the Central Electoral Commission, within two days of the election, one copy of their protocols along with a report on the management of voting in the district, a brief description of complaints and the methods used to resolve them, and one copy of the protocols of all precinct commissions.

The second copy of the protocol, together with the second copies of protocols of precinct commissions, the ballots and the stamp shall be kept at the district commission until the expiration of its authority and afterwards, together with the stamps of the precinct electoral commissions, handed over by act to the district executive, the mayor of the respective municipality.

NOTE: The number of valid votes cast (**d**) shall be the sum of valid votes cast for each candidate (**f**):

$$d=f_1+f_2+f_3+f_4+f_5+f_6+f_7+f_8+f_9$$

The number of ballots delivered to the precinct electoral commission (**h**) shall be the sum of the number of valid votes cast (**d**), the number of invalid ballots (**e**) and the number of unused and nul ballots (**g**):

$$h=d+e+g$$

The total number of voters who have participated in elections (**c**) shall be the sum of the number of valid votes cast (**d**) and the number of invalid votes (**e**):

$$c = d + e$$

The protocol shall be made up in two copies which shall be submitted to the district electoral commission no later than the second day after the election together with the report on the management of elections, a brief description of complaints and the method used to resolve them, the valid ballots, packed separately for each candidate, and the unused and null ballots, enclosed separately in envelopes, sealed and with the precinct name and number marked on them.

The voter rolls and the stamps shall be kept by the precinct electoral commission until the expiration of its authority and afterwards passed over to the district electoral commission by act.

THE ELECTION OF THE PRESIDENT OF THE REPUBLIC OF MOLDOVA

" " 1996

PROTOCOL

regarding the summing up of electoral results of the precinct electoral commission No

(district, municipality, TAU)

According to Article 29 of the Law on the Election of President of the Republic of Moldova, the precinct electoral commission determined:

- the total number of voters included in voter rolls
(Including the supplemental ones)
- the number of voters who received ballots
- the number of voters who participated in elections
- the number of valid votes cast
- the number of invalid ballots
- the number of valid votes cast for each candidate:

No	Surname and name of candidate	No	Number of votes cast
1.	SNegur Mircea	f_1	<input type="text"/> <input type="text"/> <input type="text"/> <input type="text"/> <input type="text"/>
2.	SANGHELI Andrei	f_2	<input type="text"/> <input type="text"/> <input type="text"/> <input type="text"/> <input type="text"/>
3.	LUCINSCHI Petru	f_3	<input type="text"/> <input type="text"/> <input type="text"/> <input type="text"/> <input type="text"/>
4.	MATEI Valeriu	f_4	<input type="text"/> <input type="text"/> <input type="text"/> <input type="text"/> <input type="text"/>
5.	VORONIN Vladimir	f_5	<input type="text"/> <input type="text"/> <input type="text"/> <input type="text"/> <input type="text"/>
6.	GOREA-COSTIN Iulia	f_6	<input type="text"/> <input type="text"/> <input type="text"/> <input type="text"/> <input type="text"/>
7.	PLUGARU Anatol	f_7	<input type="text"/> <input type="text"/> <input type="text"/> <input type="text"/> <input type="text"/>
8.	ABRAMCIUC Veronica	f_8	<input type="text"/> <input type="text"/> <input type="text"/> <input type="text"/> <input type="text"/>
9.	LIVITCHI Marina	f_9	<input type="text"/> <input type="text"/> <input type="text"/> <input type="text"/> <input type="text"/>

- the number of ballots unused and nullified
- the number of ballots delivered to the precinct electoral commissions

Surname and name

Signature

Chairman _____

Vice Chairman _____

Secretary _____

The members of the commission:

The representatives of candidates:

RESOLUTION
OF THE CENTRAL ELECTORAL COMMISSION
OF THE REPUBLIC OF MOLDOVA
REGARDING THE PREPARATION AND CONDUCT
OF THE ELECTION OF THE PRESIDENT
OF THE REPUBLIC OF MOLDOVA ABROAD

The Central Electoral Commission hereby decrees:

1. The preparation and management of elections for the position of the President of the Republic of Moldova at diplomatic missions and consulates of the Republic of Moldova shall be held in compliance with Law No. 833-XIII of May 16, 1996 **"On the Election of the President of the Republic of Moldova"** and Law No. 986-XIII of October 15, 1996 **"On Amendments to the Law on the Election of the President of the Republic of Moldova."**
2. The heads of diplomatic missions and consulates of the Republic of Moldova shall bear the responsibility for the organization of elections for the position of the President of the Republic of Moldova abroad.
3. Precincts abroad shall be created at diplomatic missions and consulates assisted by the Moldovan Foreign Ministry and the Chişinău District Electoral Commission.
4. The Foreign Ministry shall deliver to the Chişinău District Electoral Commission the list of diplomatic missions and consulates where polls shall be established and provide their address, telephone and fax numbers.
5. The district electoral commission shall assign numbers to the precincts established at diplomatic missions and consulates in the general order.
6. The heads of diplomatic missions and consulates shall be notified of the decision of the district electoral commission regarding the establishment of precincts with the help of the Foreign Ministry. The decision shall be made public in the mass media of the respective country.
7. Precinct electoral commissions at diplomatic missions and consulates shall be established no later than 20 days before the election, according to Article 13.
8. Members of precinct electoral commissions shall be appointed within 10 days of the establishment of the precinct electoral commissions by order of the head of the diplomatic mission or consulate.
9. The precinct electoral commission shall elect a vice chairman and a secretary from its members within 3 days of the establishment of the precinct and shall notify the district electoral commission of its decision.
10. The chairmen of the precinct electoral commissions shall be confirmed at the proposal of the heads of diplomatic missions and consulates within 5 days of the establishment of precincts by the Chişinău District Commission.

2

11. Members of the precinct electoral commissions may not be affiliated with any party or other social-political organization and may not be related by blood or by law to any presidential candidate.
12. The chairman of the precinct electoral commission shall send by fax to the Central Electoral Commission the sample of signatures of the members of the precinct electoral commissions no later than 15 days before the elections. Otherwise the Central Electoral Commission shall declare the precinct returns null.
13. The voter lists for each precinct shall be determined by the head of the diplomatic mission or consulate working in the respective country. The voter rolls shall also include the workers of diplomatic corps, the members of their families, as well as Moldovan citizens traveling to these countries. Supplementary lists shall be determined on election day for the voters who come to the polls to vote. The rolls shall include the name and surname, year of birth, address and passport data of the voter.
14. When established the precinct electoral commissions at diplomatic corps shall exercise their authority as described in Article 14 of the Law.
15. The Chişinău District Electoral Commission, assisted by the Foreign Ministry, shall distribute all election-related forms and stamps to the precincts at diplomatic corps.
16. The head of the diplomatic bodies accredited by the respective countries shall make certain the voting stations have secret cabins, ballot boxes and other materials necessary for the preparation and management of the election. The voting shall be carried out on election day between 08.00 a.m. to 08.00 p.m. local time.
17. At diplomatic missions and consulates staffed by up to 3 people, the voting shall be done by diplomatic mail and the voting ballots shall be mailed to the CEC by the day of election. The CEC shall send the ballots received by mail to the Chişinău District Commission to be included in the protocol.
18. To total the returns nationwide according to the terms of the law, copies of the protocols of the electoral commissions regarding the election results shall be sent by fax on the condition of an urgent presentation of the original electoral documents.
19. After the voting is finished, the precinct electoral commissions, assisted by the heads of Moldovan diplomatic bodies, shall mail the electoral documents sealed in envelopes and packages, to the Chişinău District Electoral Commission.
20. The CEC Vice Chairman Anastasia Pascari and the CEC Secretary Valeria Şterbeţ shall be responsible for the management of elections at precincts at diplomatic missions and consulates.

Petru Railean,
Chairman of the Central Electoral Commission

Valeria Şterbeţ,
Secretary of the Central Electoral Commission

Chişinău, November 1, 1996, No. 93

**RESOLUTION -
OF THE CENTRAL ELECTORAL COMMISSION
OF THE REPUBLIC OF MOLDOVA
REGARDING THE PARTICIPATION OF CITIZENS
OF THE REPUBLIC OF MOLDOVA RESIDING IN THE DISTRICTS
ON THE LEFT SIDE OF THE NISTRU RIVER AND IN THE TOWN
OF BENDER IN THE ELECTION OF THE PRESIDENT OF THE
REPUBLIC OF MOLDOVA DETERMINED FOR NOVEMBER 17, 1996
(INCLUDING THE AMENDMENTS OPERATED BY THE CENTRAL
ELECTORAL COMMISSION RESOLUTION NO. 112
OF NOVEMBER 14, 1996)**

2

Given that the mayoralties of the towns' of Bender and Tiraspol and the executive committees of the districts of Camenca (partly on the left side of the Nistru river), Grigoriopol, Râbnița and Slobozia have not implemented the provisions of Law No. 833-XIII of May 16, 1996 "On the Election of the President of the Republic of Moldova" and of the CEC Resolution No. 6 of August 7, 1996 "Regarding the Establishment of Electoral Districts for the Election of the President of the Republic of Moldova," thus preventing the exercising of a citizens' constitutional right to elect and be elected, given that Moldovan citizens living in the town of Bender and the districts on the left side of the Nistru river have unceasingly raised the issue of their participation in the election with the Central Electoral Commission and according to Articles 1(9) and 13 (15) of Law No. 986-XIII of October 15, 1996 "On Amendments to the Law on the Election of the President of the Republic of Moldova," the Central Electoral Commission hereby decrees:

Citizens living in the districts on the left side of the Nistru river and in the town of Bender, where no precincts have been established, shall vote in the election of the President of the Republic of Moldova on November 17, 1996, at the following polling stations:

Polling Station No. 1, Sănătauca, Camenca District, Hall of Culture, shall be open for voters from the town of Camenca (Solnecinoe), the villages of Crasnâi Octeabri (Alexandrovca), Ocnîța, Podoima (Podoi-mița), Rotari (Bodeni, Socolovca), Severinovca, Hristovaia, Caterinovca (Sadchi), Rașcov (Iantarnoe), Slobozia-Rașcov and Valea Adâncă (Constantinovca) of the district of Camenca.

Polling Station No. 13, Nimereuca, Camenca district, Hall of Culture, shall be open for voters from the villages of Cuzmin (Voitovca) and Hrușca (Frunzăuca) of the district of Camenca.

Polling station No. 3, Rezina, Hall of Culture, shall be open for voters from the town of Râbnița and the villages of Andreevca (Păcalova, Șmalena), Beloci, Broșteni, Cobasna (Suhăia Râbnița), Crasnencoe (Dimitrova, Ivanovca), Ghidirim, Lenin, Mocra (Basarabca, Șefcenco, Zaporoeț), Molochișul Mare, Hârjău (Erjova, Mihailovca Nouă, Sărăței), Plopi, Haraba, Sovietscoe (Vasilievca), Ulmu (Ulmul Mic, Lăsaia Gora), Stroiști, Vadul Turcului (Molochișul Mic), Vărăncău (Buschi, Gherșunovca) of the district of Râbnița.

Polling Station No. 2, Rezina, School No 2, shall be open for voters from the villages of Butuceni, Popencu (Chirov, Vladimirovca, Zăzulenii), Jura, Mihailovca, Ofatinți (Novaia Jizni) of the district of Râbnița.

Polling Station No. 1, Cocieri, Dubăsari District, Hall of Culture, shall be open for voters from the town of Dubăsari and the villages of Corjova (Mahala), Comisarovca Nouă (Bosca, Coșnița Nouă, Pohrebea Nouă), Crasnâi Vinogradari (Afanasievca, Alexandrovca Nouă, Calinovca, Lunga Nouă), Doibani I (Doibani II, Coicova), Dubău (Goianul Nou), Lunga of the district Dubăsari.

Polling Station No. 8, Molovata Nouă, Dubăsari district, Hall of Culture, shall be open for voters from the villages of Țâbuleuca, Harmațca and Goian (Iagorlâc) of the district of Dubăsari.

Polling Station No. 11, Pohrebea, Dubăsari district, General School, shall be open for voters from the village of Dzerjinscoe of the district of Dubăsari.

2

Polling Station No. 4, Doroțcaia, Dubăsari district, Hall of Culture, shall be open for voters from the towns of Grigoriopol (Crasnoe) and Maiac and the villages of Carmanova (Cotovca, Fedoseevca, Mocearovca), Colosova (Crasnaia Bessarabia, Pobeda), Delacău (Crasnaia Gorca), Hârtop (Bruslachi, Marian, Mocreachi), Hlinaia, Șipca (Vesioloe) of the district of Grigoriopol.

Polling Station No. 22, Gura Bâcului, Anenii Noi district, Hall of Culture, shall be open for voters from the villages of Bâcioc (Novovladimirovca), Crasnogorca, Speia, Teiu (Tocmagiu), Mălăești (Cernița), Tașlăc, Butor (India), Vinogradnoe of the district of Grigoriopol.

Polling Station No. 2, Varnița, House of Agricultural Administration Varnița, shall be open for voters from the towns of Bender, Tiraspol and Tiraspolul Nou and the villages of Caragaș, Blijni Hutor, Frunza (Andriasevca Nouă, Andriasevca Veche, Novocotovsc, Novosavițcaia, Prizornoe, Uiutnoe), Parcani, Sucleia, Târnauca of the district of Slobozia.

Polling Station No. 12, Fârlădeni, Căușeni district, general school, shall be open for voters from the village of Gâsca of the district of Căușeni.

Polling Station Copanca, Slobozia district, Russian General School, shall be open for voters from the village of Chițcani of the district of Slobozia and the village of Cremenciug (Tiraspol).

Polling Station No. 24, Răscăeți, Ștefan-Vodă district, General School, shall be open for voters from the villages of Cioburciu, Corotna, Hlinaia, Nezavertailovca, Pervomaisc, Frunză (Andriasevca Nouă, Andriasevca Veche, Novocotovsc, Novosavițcaia, Prioziornoie, Uiutnoie), Vladimirovca of the district of Slobozia and the towns of Dnestrovsc, Crasnoe and Slobozia.

Voting for the voters from the left side of the Nistru river and the town of Bender shall be conducted on November 17, 1996, from 08.00 a.m. to 08.00 p.m. Voting shall be conducted in accordance with the Law "On the Election of the President of the Republic of Moldova."

Voters from the left side of the Nistru river and the town of Bender who, by the day of the election, have not had the stamp confirming their Moldovan citizenship put in their

identification act shall be allowed to vote upon presentation to the precinct electoral commission of the identification act confirming their permanent residence in the Republic of Moldova before June 23, 1990.

Voters from the left side of the Nistru river and the town of Bender shall be included in supplementary lists (the precinct electoral commission shall make a statement in writing). The citizens from the left side of the Nistru river and the town of Bender shall drop their ballots in boxes specified "Special Boxes." The voters shall vote individually. Voting for other people is prohibited. Taking the electoral ballot out of the polling station is prohibited.

The chairman of the precinct electoral commission shall see that the voters from the left side of the Nistru river and the town of Bender drop their ballots only in the "Special Boxes." When totaling the votes, the precinct electoral commission shall open and count the ballots from the "Special Boxes" separately.

The results of the vote from the left side of the Nistru river and the town of Bender shall be totaled by the precinct electoral commissions according to Article 29 of the Law on presidential elections and shall be put down in a separate protocol. The data from this protocol shall be included in the report of the precinct electoral commission.

Ballots from the "Special Boxes" shall be enclosed in a separate envelope and presented to the district electoral commission. All electoral documents related to the participation in the election of the voters from the left side of the Nistru river and the town of Bender shall be submitted to the district electoral commissions and kept by them until the expiration of their authority. Then the documents will be handed over to the district executive committees.

The attention of the Ministry of Internal Affairs is required according to obligations which are set forth in the Law on presidential elections related to the maintenance of public order and the security of the polling sites where the above-mentioned voters shall vote.

Petru Railean,
Chairman of the Central Electoral Commission

Valeria Șterbeț,
Secretary of the Central Electoral Commission

Chișinău, November 5, 1996, No. 95

2

**RESOLUTION
OF THE CENTRAL ELECTORAL COMMISSION
OF THE REPUBLIC OF MOLDOVA**

**REGARDING VOTER TURNOUT IN THE ELECTION
OF NOVEMBER 17, 1996**

Based on the protocols of the district electoral commissions concerning the results of the election of the President of the Republic of Moldova, the Central Electoral Commission stated: 2,392,437 voters were included in the voter rolls, 1,632,249 voters (68.22%), including the ones on supplementary lists, came to vote.

According to Article 31 (6) of the Law "On the Election of the President of the Republic of Moldova," the Central Electoral Commission hereby decrees:

1. The Election of President of the Republic of Moldova has been conducted.
2. This Resolution shall be published in the press.

*Petru Railean,
Chairman of the Central Electoral Commission*

*Valeria Șterbeț,
Secretary of the Central Electoral Commission*

Chișinău, November 20, 1996, No. 122

**RESOLUTION
OF THE CENTRAL ELECTORAL COMMISSION
OF THE REPUBLIC OF MOLDOVA
REGARDING THE SUMMING UP OF THE ELECTION
OF THE PRESIDENT OF THE REPUBLIC OF MOLDOVA**

According to Article 31 (1) of the Law
"On the Election of the President of the Republic of Moldova,"
the Central Electoral Commission hereby decrees:

1. The Protocol on the results of the Election of the President of the Republic of Moldova of November 17, 1996 is approved (see attached).
2. This resolution shall be published in the press.

*Petru Railean,
Chairman of the Central Electoral Commission*

*Valeria Șterbeț,
Secretary of the Central Electoral Commission*

Chișinău, November 20, 1996, No. 123

2

INFORMATION ON THE RESULTS OF THE ELECTION OF THE PRESIDENT OF THE REPUBLIC OF MOLDOVA

(extracted from the Protocol of the Central Electoral Commission
on the Results of the Election of the President, approved by the Resolution
of the Central Electoral Commission No. 123 of November 20, 1996)

No	Name of candidate	Votes cast	Percents
1.	Mircea SNEGUR	602,751	38.745
2.	Andrei SANGHELI	146,785	9.435
3.	Petru LUCINSCHI	430,507	27.673
4.	Valeriu MATEI	138,557	8.907
5.	Vladimir VORONIN	159,353	10.243
6.	Iulia GOREA-COSTIN	9,883	0.635
7.	Anatol PLUGARU	28,125	1.808
8.	Veronica ABRAMCIUC	6,615	0.425
9.	Marina LIVITCHI	33,098	2.128

RESOLUTION OF THE CENTRAL ELECTORAL COMMISSION REGARDING THE ORGANIZATION OF THE SECOND ROUND OF THE ELECTION OF THE PRESIDENT OF THE REPUBLIC OF MOLDOVA

Given that, according to the protocol on the election results, approved by the Resolution of the Central Electoral Commission No. 203 of November 20, 1996, none of the candidates for the position of the President of the Republic of Moldova received the majority of votes cast in the first round of elections held on November 17, 1996, and according to Article 32 of the Law "On the Election of the President of the Republic of Moldova" and the Resolution of the Parliament of the Republic of Moldova No. 894-XIII of June 26, 1996, the Central Electoral Commission hereby decrees:

1. Promoted to the second round of election determined for December 1, 1996, shall be the two candidates who polled the most votes. They shall be listed in the order of the number of votes received:

Mr. *Mircea Snegur*, registered as No. 1, received 602,751 votes or 38.75%;

Mr. *Petru Lucinschi*, registered as No. 3, received 430,507 votes or 27.67%.

2. The second round of voting shall be held in compliance with the Law on presidential elections and the CEC resolutions.
3. To hold the voting, the voter rolls used in the voting of November 17, 1996, shall be used in the second round as well.
4. The design and text of the voting ballot for the second round of presidential elections of December 1, 1996, is approved.
5. The samples of protocols on the voting results of precinct and district electoral commissions are approved.
6. This Resolution shall be published in the press.

Petru Railean,
Chairman of the Central Electoral Commission

Valeria Șterbeț,
Secretary of the Central Electoral Commission


Chișinău, November 20, 1996, No. 124

VOTING BALLOT


for the election of the President of the Republic of Moldova
December 1, 1996

**SNEGUR
MIRCEA**

born 1940, agronomist, President of the Republic
of Moldova, nominated by the Party of Rebirth and
Conciliation of Moldova

**2****LUCINSCHI
PETRU**

born 1940, historian, Chairman of the
Parliament of the Republic of Moldova,
independent candidate



**RESOLUTION
OF THE CENTRAL ELECTORAL COMMISSION
OF THE REPUBLIC OF MOLDOVA**

**REGARDING THE VOTER TURNOUT RECORDED
IN THE SECOND ROUND OF THE ELECTION
OF DECEMBER 1, 1996**

Based on data of district electoral commission protocols on the totaling of the results of the second round of presidential elections, the Central Electoral Commission stated that 2,441,074 voters were included in voter rolls. A total of 1,748,139 voters or 71.61%, including the ones in supplementary lists, came to vote.

According to Article 31 (6) of the Law on the Election of the President of the Republic of Moldova, the Central Electoral Commission hereby decrees:

1. The election for the position of the President of Moldova (second round) of December 1, 1996, are considered conducted.
2. This resolution shall be published in the press.

*Petru Railean,
Chairman of the Central Electoral Commission*

*Valeria Șterbeț,
Secretary of the Central Electoral Commission*

Chișinău, December 9, 1996, No. 133

2

**RESOLUTION
OF THE CENTRAL ELECTORAL COMMISSION
OF THE REPUBLIC OF MOLDOVA**

**REGARDING THE EXAMINATION OF COMPLAINTS SUBMITTED
IN CONNECTION WITH THE SECOND ROUND
OF THE ELECTION OF THE PRESIDENT OF THE REPUBLIC
OF MOLDOVA AND THE APPROVAL OF PROTOCOLS
OF DISTRICT ELECTORAL COMMISSIONS**

2

Upon examination of reports of the members of the Central Electoral Commission, it was stated that 107 complaints had been submitted in the second round. Of them, 10 came to the Central Electoral Commission, 7 to the district electoral commissions and 90 to the precinct electoral commissions.

Only 65 complaints were qualified as well-grounded, but they did not influence the election results.

Complaints were not submitted to district electoral commissions No. 2, 5, 6, 7, 9, 10, 11, 13, 17, 18, 20, 21, 22, 24, 28, 29, 30, 34, 37, 38, 41, 42, 43, 44 and to the precinct commissions subordinate to them.

According to Article 10 of the Law on presidential elections, the Central Electoral Commission decrees:

1. 65 complaints submitted in the second round of elections shall be considered justified. But they did not change the results of elections.
2. The protocols of the district electoral commissions No. 1, 2, 5, 6, 7, 8, 9, 10, 11, 12, 13, 15, 17, 18, 19, 20, 21, 22, 23, 24, 26, 27, 28, 29, 30, 31, 32, 34, 35, 37, 39, 40, 41, 42, 43, 44, 45 are approved.

*Petru Railean,
Chairman of the Central Electoral Commission*

*Valeria Șterbeț,
Secretary of the Central Electoral Commission*

Chișinău, December 9, 1996, No. 134

**RESOLUTION
OF THE CENTRAL ELECTORAL COMMISSION
OF THE REPUBLIC OF MOLDOVA**

**REGARDING THE TOTALING OF SECOND ROUND VOTES
FOR THE ELECTION OF THE PRESIDENT OF THE REPUBLIC
OF MOLDOVA OF DECEMBER 1, 1996**

Based on data provided by the protocols of district electoral commissions, the Central Electoral Commission stated that 2,441,074 voters were on voter rolls, 1,748,708 voters were issued voting ballots, 1,748,139 voters voted and 1,702,764 valid votes were cast. Mircea Snegur received 782,933 votes and Petru Lucinschi received 919,831 votes.

Petru Lucinschi received more of the valid votes cast.

According to Art. 31 (1) and 32 (3) of the Law "On the Election of the President of the Republic of Moldova," the Central Electoral Commission hereby decrees:

1. The record regarding the totaling of second round votes for the election of the President of the Republic of Moldova of December 1, 1996, is approved.
2. Petru Lucinschi polled more of valid votes cast and is elected the President of the Republic of Moldova.

*Petru Railean,
Chairman of the Central Electoral Commission*

*Valeria Șterbeț,
Secretary of the Central Electoral Commission*


Chișinău, December 9, 1996, No. 135

2

Votul tau e hotaritor!

IFES Fundatia Internationala pentru Sisteme Electorale

Comisia Electorala Centrala



17 noiembrie 1996

ALEGERI PREZIDENTIALE

CONTENTS

CHAPTER 1

**ELECTION-RELATED LEGISLATION AND
DOCUMENTATION**

1

CHAPTER 2

**DOCUMENTS OF THE CENTRAL ELECTORAL
COMMISSION**

2

CHAPTER 3

**RESULTS OF THE ELECTION IN THE REPUBLIC,
DISTRICTS AND LOCALITIES**

3

CHAPTER 4


**THE CONSTITUTIONAL COURT'S RESOLUTION
ON THE RESULTS**

4

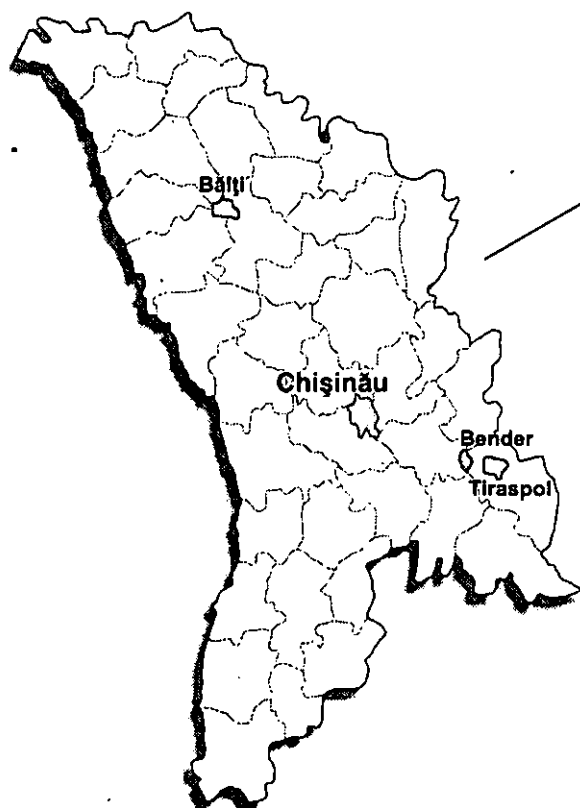
CONTENTS OF CHAPTER 3

RESULTS OF THE ELECTION IN THE REPUBLIC, DISTRICTS AND LOCALITIES

3-3	REPUBLIC OF MOLDOVA
3-7	CHIȘINĂU MUNICIPALITY
3-10	BĂLȚI MUNICIPALITY
3-12	ANENII NOI DISTRICT
3-15	BASARABEASCA DISTRICT
3-17	BRICENI DISTRICT
3-20	CAHUL DISTRICT
3-23	CAMENCA (SĂNĂTĂUCA) DISTRICT
3-26	CANTEMIR DISTRICT
3-30	CĂINARI DISTRICT
3-33	CĂLĂRAȘI DISTRICT
3-37	CĂUȘENI DISTRICT
3-40	CIMIȘLIA DISTRICT
3-43	CRIULENI DISTRICT
3-47	DONDUȘENI DISTRICT
3-50	DROCHIA DISTRICT
3-53	DUBĂSARI (COCIERI) DISTRICT
3-56	EDINEȚ DISTRICT
3-59	FĂLEȘTI DISTRICT
3-64	FLOREȘTI DISTRICT
3-68	GLODENI DISTRICT
3-71	HÂNCEȘTI DISTRICT
3-75	IALOVENI DISTRICT
3-78	LEOVA DISTRICT

- 
- 3-82 NISPORENI DISTRICT
 - 3-85 OCNIȚA DISTRICT
 - 3-88 ORHEI DISTRICT
 - 3-93 RÂȘCANI DISTRICT
 - 3-97 REZINA DISTRICT
 - 3-101 SÂNGEREI DISTRICT
 - 3-105 SOROCA DISTRICT
 - 3-109 STRĂȘENI DISTRICT
 - 3-112 ȘOLDĂNEȘTI DISTRICT
 - 3-115 ȘTEFAN-VODĂ DISTRICT
 - 3-118 TARACLIA DISTRICT
 - 3-121 TELENEȘTI DISTRICT
 - 3-125 UNGHENI DISTRICT
 - 3-130 VULCĂNEȘTI DISTRICT
 - 3-133 TAU GAGAUZ-YERI
 - 3-136 VOTE RETURNS FROM SPECIAL PRECINCTS OPENED
FOR VOTERS FROM TRANSNISTRIA

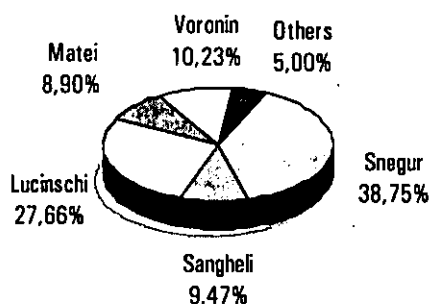
REPUBLIC OF MOLDOVA



● Surface area, km ²	33700	
	I round	II round
● Number of registered voters	2399156	2441074
● Number of participating registered voters	1634661	1748139
● Percent of participating registered voters	68.13	71.61
● Number of valid votes cast	1557860	1702764

RESULTS OF THE ELECTION

I ROUND

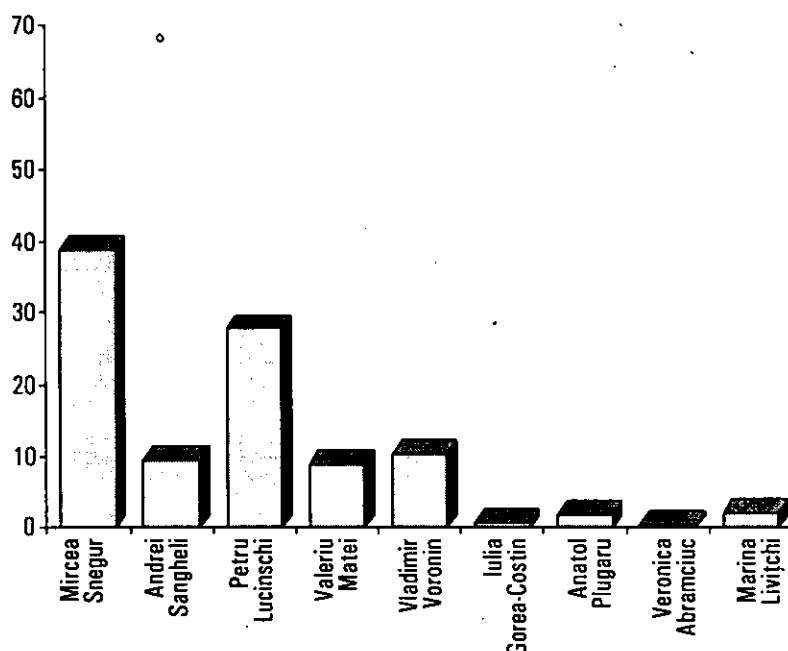


II ROUND

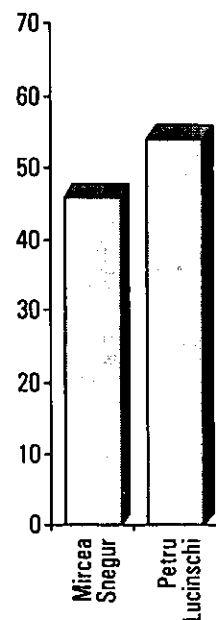


No.	Candidates	I round		II round	
		No. of votes	% of total	No. of votes	% of total
1.	Mircea Snegur	603652	38.75	782933	45.98
2.	Andrei Sangheli	147555	9.47		
3.	Petru Lucinschi	430836	27.66	919831	54.02
4.	Valeriu Matei	138605	8.90		
5.	Vladimir Voronin	159393	10.23		
6.	Iulia Gorea-Costin	9926	0.64		
7.	Anatol Plugaru	28159	1.81		
8.	Veronica Abramciuc	6619	0.42		
9.	Marina Livițchi	33115	2.13		

I ROUND



II ROUND

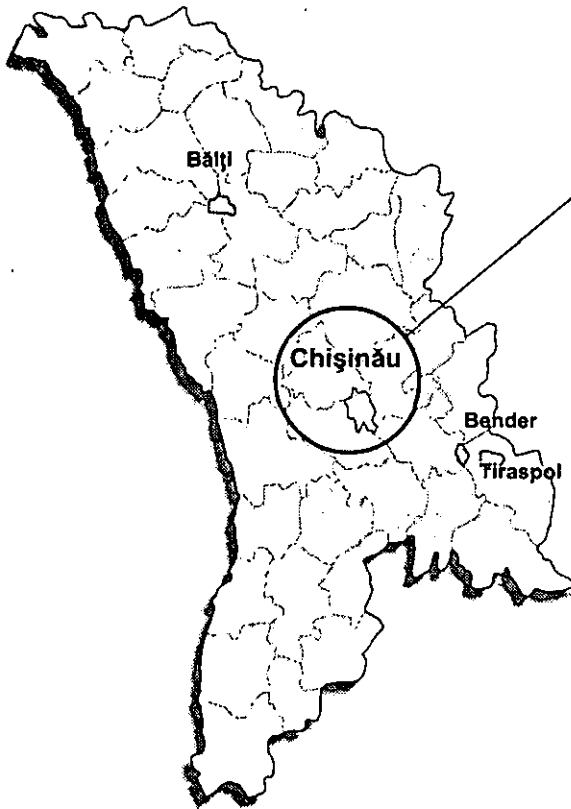


VOTES ACCUMULATED IN THE ELECTION DISTRICTS

Locality name	Round	Registered voters	Participating registered voters	Valid votes cast	Mircea Snegur	Andrei Sangheli	Petru Lucinschi	Valeriu Matei	Vladimir Voronin	Iulia Gorea-Costin	Anatol Plugaru	Veronica Abramciuc	Marina Livitchi
CHIȘINĂU	I	497057	291158	280632	39.30	6.44	37.35	7.58	5.70	0.73	1.38	0.42	1.10
	II	513248	337169	331061	Snegur 46.98					Lucinschi 53.02			
BĂLȚI	I	92793	55380	53938	24.72	23.73	26.64	6.67	15.22	0.31	0.87	0.57	1.27
	II	95230	60843	59890	Snegur 30.84					Lucinschi 69.16			
ANENII NOI	I	57278	40240	38589	43.06	14.77	18.33	8.86	7.96	0.74	3.74	0.33	2.20
	II	59203	43560	42630	Snegur 52.38					Lucinschi 47.62			
BASARABEASCA	I	21067	15261	14545	35.85	11.48	37.11	4.57	9.12	0.21	0.45	0.41	0.81
	II	21402	16084	15708	Snegur 40.32					Lucinschi 59.68			
BRICENI	I	61005	41983	39407	24.84	17.49	29.30	7.75	14.50	0.58	1.01	0.48	4.04
	II	61299	42790	41467	Snegur 31.47					Lucinschi 68.53			
CAHUL	I	51422	36703	35023	33.77	5.90	14.88	10.58	28.48	0.66	1.42	0.26	4.04
	II	52949	38909	37762	Snegur 45.02					Lucinschi 54.98			
CANTEMIR	I	38917	30559	29102	46.08	10.09	29.67	5.02	5.13	0.55	1.38	0.30	1.78
	II	39240	30886	30069	Snegur 48.76					Lucinschi 51.24			
CĂINARI	I	25761	18903	18074	38.45	4.59	31.01	11.13	9.36	0.71	1.46	0.24	3.06
	II	25865	18528	18007	Snegur 46.38					Lucinschi 53.62			
CĂLĂRAȘI	I	53470	36210	33528	49.60	6.19	23.38	10.33	4.90	0.95	2.62	0.34	1.69
	II	53723	36222	35111	Snegur 58.92					Lucinschi 41.08			
CĂUȘENI	I	46661	31328	29861	53.38	8.94	19.66	7.93	5.39	0.83	1.61	0.31	1.94
	II	48114	32858	32003	Snegur 60.37					Lucinschi 39.63			

Locality name	Round	Registered voters	Participating registered voters	Valid votes cast	Mircea Snegur	Andrei Sangheli	Petru Lucinschi	Valeriu Matei	Vladimir Voronin	Iulia Gorea-Costin	Anatol Plugaru	Veronica Abramciuc	Marina Livitchi
CIMIȘLIA	I	37756	26877	25560	37.22	8.35	23.49	14.65	11.30	0.49	1.26	0.43	2.79
	II	38064	26602	25832	Snegur 42.98				Lucinschi 57.02				
COCIERI	I	21755	15325	14703	57.28	6.07	28.84	2.43	1.68	0.46	1.25	0.22	1.76
	II	22270	16875	16373	Snegur 55.16				Lucinschi 44.84				
CRIULENI	I	54999	36346	34652	62.55	2.68	17.96	8.75	2.48	1.15	1.94	0.19	2.30
	II	55473	40157	38830	Snegur 71.89				Lucinschi 28.11				
DONDUȘENI	I	51301	37631	35634	35.05	14.71	19.52	11.98	11.08	0.65	2.35	0.42	4.24
	II	51793	38242	37165	Snegur 46.41				Lucinschi 53.59				
DROCHIA	I	55695	43836	41374	42.42	7.34	17.81	6.40	20.95	0.51	1.98	0.66	1.93
	II	55723	44311	42980	Snegur 49.40				Lucinschi 50.60				
EDINEȚ	I	63418	43826	41886	20.49	6.93	32.76	13.18	19.94	0.55	1.44	0.42	4.30
	II	63262	45135	43902	Snegur 28.84				Lucinschi 71.16				
FĂLEȘTI	I	66988	47963	45209	29.74	7.13	26.94	11.63	19.41	0.58	2.47	0.35	1.74
	II	67572	49791	48326	Snegur 40.27				Lucinschi 59.73				
FLOREȘTI	I	50410	41375	39419	48.56	3.22	24.69	5.69	10.52	0.62	4.41	0.27	2.02
	II	51118	42295	41066	Snegur 53.32				Lucinschi 46.68				
GLODENI	I	46909	32116	30556	21.58	9.30	36.73	14.16	13.86	0.36	0.93	0.63	2.45
	II	47049	33641	32699	Snegur 33.30				Lucinschi 66.70				
HÂNCEȘTI	I	72333	50575	48057	36.68	3.01	38.38	9.85	4.92	0.76	3.26	0.41	2.72
	II	72605	51441	49961	Snegur 43.28				Lucinschi 56.72				
IALOVENI	I	58734	35340	33372	56.05	1.54	21.68	11.54	4.16	0.79	2.60	0.24	1.40
	II	59835	37653	36418	Snegur 66.41				Lucinschi 33.59				
LEOVA	I	34855	25459	24103	38.01	8.19	23.79	6.33	19.38	0.44	1.55	0.72	1.60
	II	35081	26249	25228	Snegur 44.24				Lucinschi 55.76				
NISPORENI	I	51426	38172	35873	54.68	7.86	15.93	13.22	3.60	0.71	2.21	0.26	1.54
	II	51249	37944	36687	Snegur 61.63				Lucinschi 38.37				
OCNIȚA	I	43468	34746	32759	20.94	15.37	42.82	4.64	12.42	0.65	0.76	0.43	1.97
	II	43913	36320	35090	Snegur 24.23				Lucinschi 75.77				
ORHEI	I	82469	57875	55676	48.60	2.65	25.54	13.27	3.87	1.02	2.49	0.31	2.25
	II	84423	62022	60538	Snegur 62.70				Lucinschi 37.30				
RÂȘCANI	I	59154	45405	43388	25.51	6.49	33.69	14.92	13.18	0.60	1.69	0.59	3.32
	II	59476	47862	46674	Snegur 36.40				Lucinschi 63.61				
REZINA	I	38512	29300	27561	51.58	21.51	15.14	4.17	3.96	0.34	1.43	0.22	1.66
	II	40048	31508	30602	Snegur 52.80				Lucinschi 47.20				
SĂNĂȚAUCĂ	I	19609	15645	14774	52.06	14.15	24.53	2.23	1.40	0.31	3.11	0.26	1.95
	II	19548	15814	15293	Snegur 51.06				Lucinschi 48.94				
SÂNGEREI	I	59771	42379	40408	37.64	4.67	31.82	14.96	6.31	0.69	1.08	0.73	2.11
	II	60378	43827	42697	Snegur 48.84				Lucinschi 51.16				
SOROCA	I	62324	46208	44118	43.71	5.16	23.72	11.23	9.68	0.85	1.91	0.30	3.44
	II	64019	47967	46835	Snegur 53.77				Lucinschi 46.23				
STRĂȘENI	I	58972	39990	37839	55.45	4.33	19.84	9.16	5.40	1.04	2.67	0.30	1.80
	II	60648	41137	39839	Snegur 63.63				Lucinschi 36.37				
ȘOLDĂNEȘTI	I	32415	23444	22214	40.59	10.36	26.10	7.91	7.09	0.57	4.45	0.43	2.50
	II	32693	23991	23329	Snegur 46.14				Lucinschi 53.86				

Locality name	Round	Registered voters	Participating registered voters	Valid votes cast	Mircea Snegur	Andrei Sangheli	Petru Lucinschi	Valeriu Matei	Vladimir Voronin	Iulia Gorea-Costin	Anatol Plugaru	Veronica Abramciuc	Marina Livitchi
ȘTEFAN VODĂ	I.	49414	35735	33937	54.19	7.65	19.13	8.65	5.34	0.67	2.20	0.21	1.97
	II	50315	36342	35159	Snegur 58.67					Lucinschi 41.33			
TARACLIA	I	31882	24412	23436	11.29	31.23	27.19	0.65	27.85	0.14	0.26	0.45	0.93
	II	32317	28226	27505	10.11					Lucinschi 89.89			
TELENEȘTI	I	47735	36250	34752	49.51	1.65	29.12	11.91	1.81	0.68	2.58	0.18	2.55
	II	47890	37427	36446	Snegur 57.98					Lucinschi 42.02			
UNGHENI	I	75221	52336	49046	35.58	8.16	34.22	9.48	8.04	0.53	1.58	0.44	1.97
	II	76601	55191	53524	Snegur 45.77					Lucinschi 54.23			
VULCĂNEȘTI	I	23022	17601	16795	58.57	6.00	16.60	12.72	3.29	0.20	0.87	0.15	1.61
	II	22961	18709	18253	Snegur 68.87					Lucinschi 31.13			
GAGAUZ-YERI	I	103178	60789	58060	7.25	37.30	16.95	0.44	33.92	0.12	0.11	1.26	2.65
	II	104457	73591	71785	6.96					Lucinschi 93.04			

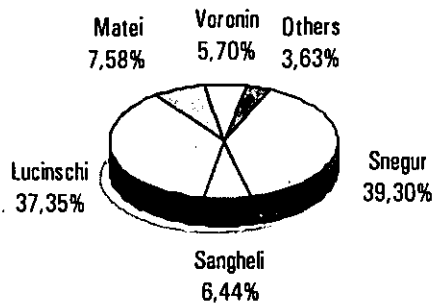


CHIŞINĂU MUNICIPALITY

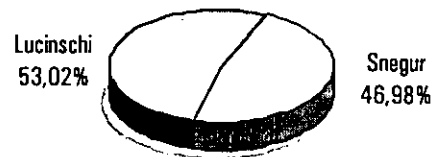
	I round	II round
● Number of registered voters	497057	513248
● Number of participating registered voters	291158	337169
● Percent of participating registered voters	58.58	65.69
● Number of valid votes cast	280632	331061

RESULTS OF THE ELECTION

I ROUND

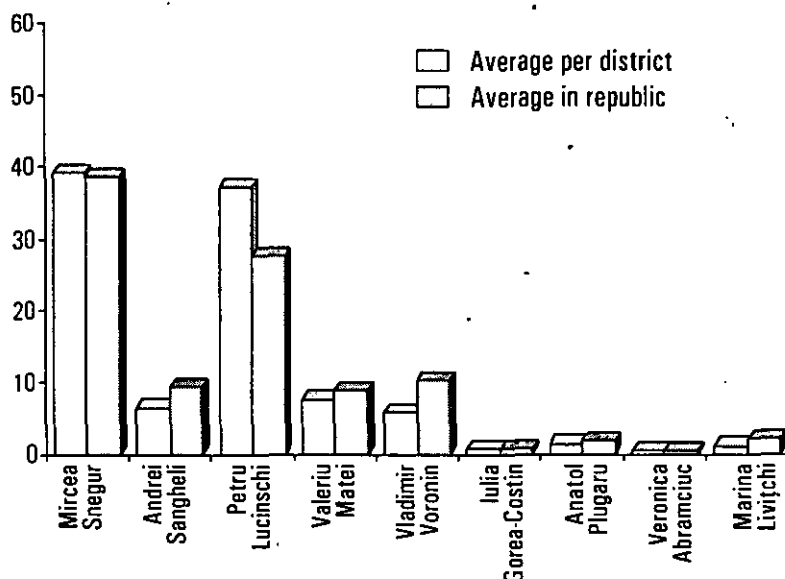


II ROUND

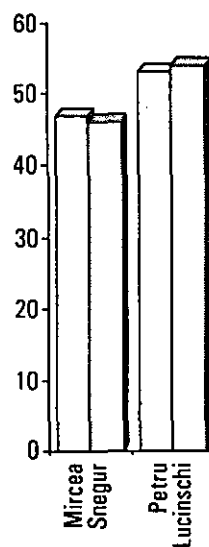


No.	Candidates	I round		II round	
		No. of votes	% of total	No. of votes	% of total
1.	Mircea Snegur	110302	39.30	155523	46.98
2.	Andrei Sangheli	18077	6.44		
3.	Petru Lucinschi	104821	37.35	175538	53.02
4.	Valeriu Matei	21261	7.58		
5.	Vladimir Voronin	15986	5.70		
6.	Iulia Gorea-Costin	2041	0.73		
7.	Anatol Plugaru	3878	1.38		
8.	Veronica Abramciuc	1186	0.42		
9.	Marina Livitchi	3080	1.10		

I ROUND



II ROUND



VOTES ACCUMULATED IN LOCALITIES

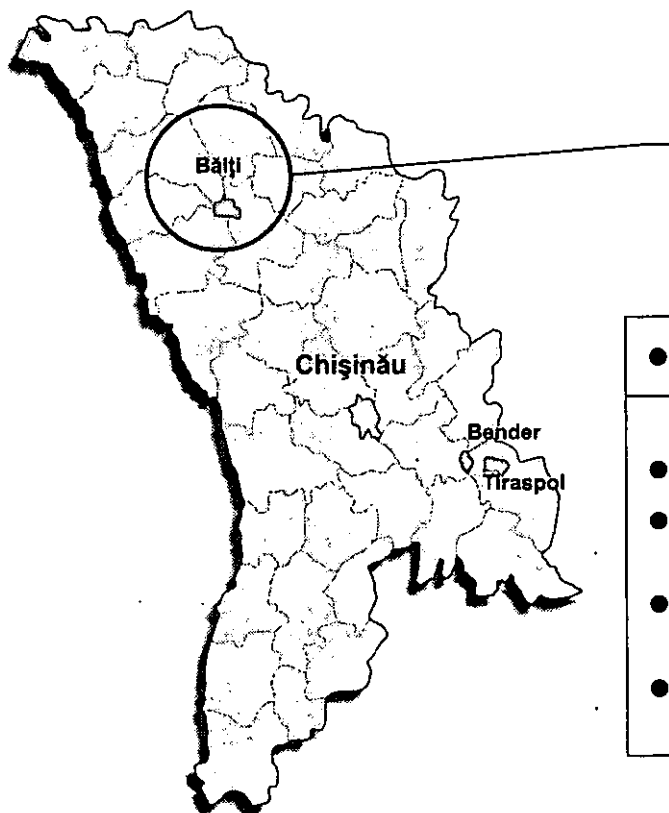
Locality name	Round	Registered voters	Participating registered voters	Valid votes cast	Mircea Snegur	Andrei Sangheli	Petru Lucinschi	Valeriu Matei	Vladimir Voronin	Iulia Gorea-Costin	Anatol Plugaru	Veronica Abramciuc	Marina Livitchi
CHIȘINĂU	I	436801	252616	243814	36.57	7.06	39.61	7.28	6.01	0.70	1.29	0.44	1.04
	II	451041	293643	288711	Snegur 44.00				Lucinschi 56.00				
BÎRBUIECI	I	3921	2520	2419	61.10	2.03	23.19	6.32	2.32	0.70	2.56	0.12	1.65
	II	4000	2773	2707	Snegur 70.37				Lucinschi 29.63				
CIORESCU	I	3598	2322	2235	49.57	3.45	27.79	8.23	4.30	1.34	2.60	0.31	2.42
	II	3604	2439	2382	Snegur 58.56				Lucinschi 41.44				
CODRU	I	6981	4151	3993	50.44	3.28	29.85	10.14	2.98	0.78	1.18	0.33	1.03
	II	7342	4605	4467	Snegur 61.36				Lucinschi 38.64				
COLONIȚA	I	2028	1423	1350	58.67	1.19	17.11	8.37	7.78	1.70	3.04	0.15	2.00
	II	2033	1476	1443	Snegur 65.14				Lucinschi 34.86				
CÎNDRIȚA	I	421	303	283	77.74	2.47	4.95	5.30	1.77	1.41	1.06	0.00	5.30
	II	416	351	331	Snegur 86.71				13.29				
CRICOVA	I	4723	3501	3355	46.35	3.58	30.01	7.12	7.18	0.66	2.80	0.42	1.88
	II	4775	3485	3408	Snegur 56.10				Lucinschi 43.90				
CRUZEȘTI	I	892	718	694	79.54	0.72	9.37	4.76	1.44	0.86	1.73	0.00	1.59
	II	913	800	785	Snegur 89.55				10.45				
DURLEȘTI	I	12312	7775	7278	65.59	1.57	16.52	9.89	1.77	1.10	2.54	0.12	0.89
	II	12407	8678	8304	Snegur 74.43				Lucinschi 25.57				
GHIDIGHICI	I	3254	1894	1784	58.63	0.84	24.33	9.87	0.78	0.56	3.14	0.56	1.29
	II	3357	2172	2127	Snegur 69.02				Lucinschi 30.98				

Note: To stress the vote returns in urban localities, their names have been marked.

Locality name	Round	Registered voters	Participating registered voters	Valid votes cast	Mircea Snegur	Andrei Sangheli	Patru Lucinschi	Valeriu Matei	Vladimir Voronin	Iulia Gorea-Costin	Anatol Plugaru	Veronica Abramciuc	Marina Livijchi
GRĂTIEȘTI	I	3775	2798	2711	77.46	1.25	9.52	8.30	0.89	0.77	0.52	0.18	1.11
	II	3809	3170	3137	Snegur 87.15								12.85
SÂNGERA	I	7707	3650	3508	60.43	1.48	16.56	11.77	4.85	0.77	1.91	0.37	1.85
	II	7834	4235	4121	Snegur 73.23								Lucinschi 26.77
TOHATIN	I	1354	860	812	62.44	1.72	20.94	6.53	1.85	0.49	2.71	0.49	2.83
	II	1351	1002	978	Snegur 70.35								Lucinschi 29.65
VADUL LUI VODĂ	I	3622	2349	2243	40.93	3.34	39.46	3.88	7.53	1.43	1.07	0.45	1.92
	II	3816	2690	2615	Snegur 50.10								Lucinschi 49.90
VATRA	I	2083	1206	1127	30.17	3.99	36.20	10.65	14.55	0.35	1.69	0.44	1.95
	II	2105	1355	1312	Snegur 35.37								Lucinschi 64.63

VOTES ACCUMULATED IN MOLDOVAN EMBASSIES

AUSTRIA	I	43	27	27	81.48	3.70	11.11	0.00	3.70	0.00	0.00	0.00	0.00
	II	52	39	39	Snegur 89.74								10.26
BELGIUM	I	29	27	27	74.07	7.41	18.52	0.00	0.00	0.00	0.00	0.00	0.00
	II	27	22	22	Snegur 81.82								18.18
BYELORUSSIA	I	39	23	23	56.52	13.04	30.43	0.00	0.00	0.00	0.00	0.00	0.00
	II	43	28	28	Snegur 46.43								Lucinschi 53.57
BULGARIA	I	202	54	54	68.52	11.11	18.52	1.85	0.00	0.00	0.00	0.00	0.00
	II	222	119	118	Snegur 77.12								22.88
CHINA	I	10	10	10	100.0	0.00	0.00	0.00	0.00	0.00	0.00	0.00	0.00
	II	10	10	10	Snegur 100.0								0.00
FRANCE	I	0	0	0	—	—	—	—	—	—	—	—	—
	II	20	20	20	Snegur 80.00								20.00
GERMANY	I	353	33	60.61	15.15	18.18	0.00	6.06	0.00	0.00	0.00	0.00	
	II	24	24	24	Snegur 62.50								Lucinschi 37.50
HUNGARY	I	35	31	30	43.33	10.00	33.33	0.00	0.00	3.33	0.00	0.00	10.00
	II	45	40	38	Snegur 71.05								Lucinschi 28.95
ISRAEL	I	350	350	338	33.14	4.44	37.87	14.20	3.25	0.30	3.55	0.89	2.37
	II	102	102	94	Snegur 48.94								Lucinschi 51.06
ROMANIA	I	1986	1982	1955	63.17	1.07	6.34	26.91	0.15	1.28	0.56	0.26	0.26
	II	2476	2474	2428	Snegur 93.70								6.30
RUSSIA	I	418	417	411	17.76	8.27	71.29	0.49	0.49	0.49	0.49	0.00	0.73
	II	1083	1081	1080	6.57								Lucinschi 93.43
TURKEY	I	33	32	32	53.13	21.88	18.75	3.13	3.13	0.00	0.00	0.00	0.00
	II	22	21	21	Snegur 76.19								23.81
UKRAINE	I	23	23	23	17.39	17.39	60.87	4.35	0.00	0.00	0.00	0.00	0.00
	II	273	273	269	Snegur 33.46								Lucinschi 66.54
USA	I	45	45	45	80.00	4.44	15.56	0.00	0.00	0.00	0.00	0.00	0.00
	II	48	48	48	Snegur 79.17								20.83
UZBEKISTAN	I	19	18	18	50.00	16.67	33.33	0.00	0.00	0.00	0.00	0.00	0.00
	II	18	14	14	Snegur 42.86								Lucinschi 57.14



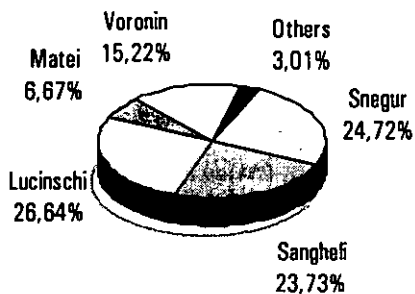
BĂLȚI MUNICIPALITY

● Distance from capital, km 138

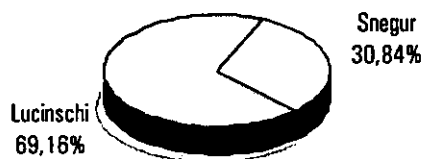
	I round	II round
● Number of registered voters ...	92793	95230
● Number of participating registered voters	55380	60843
● Percent of participating registered voters	59.68	63.89
● Number of valid votes cast	53938	59890

RESULTS OF THE ELECTION

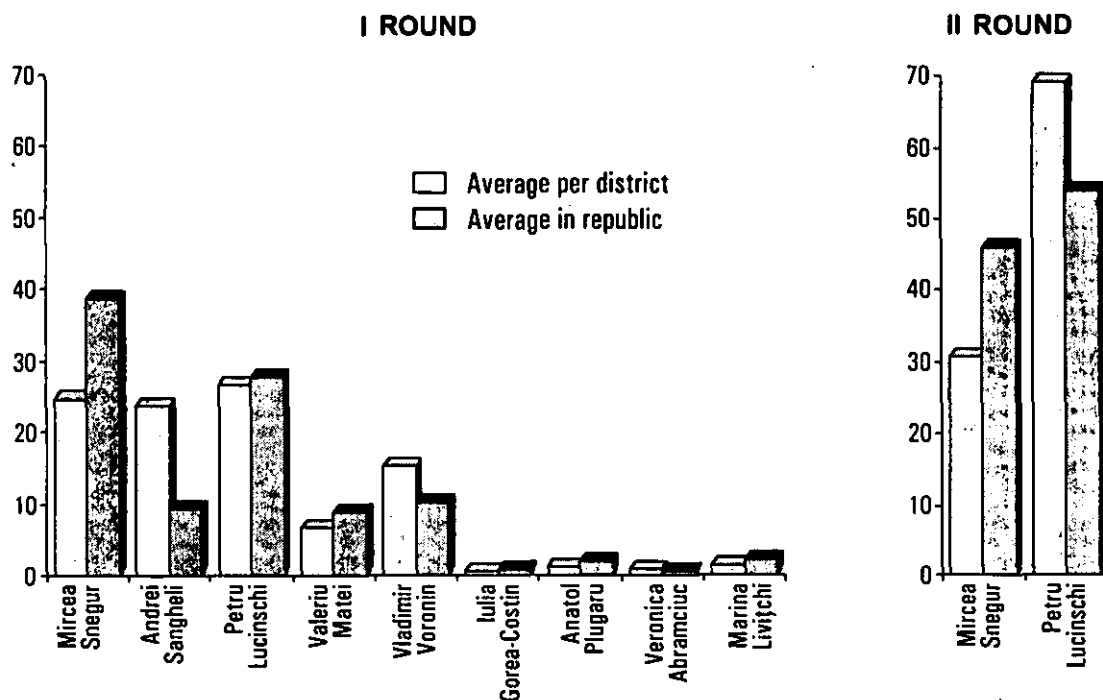
I ROUND



II ROUND

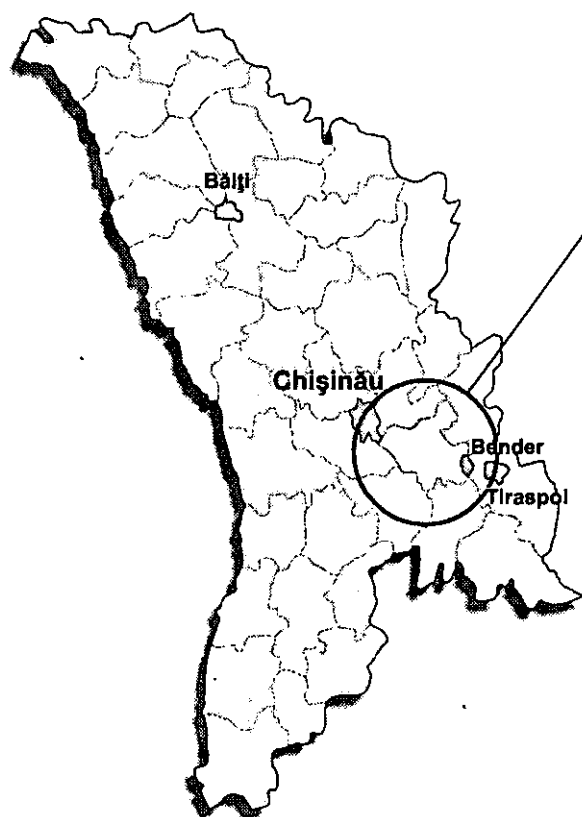


No.	Candidates	I round		II round	
		No. of votes	% of total	No. of votes	% of total
1.	Mircea Snegur	13336	24.72	18469	30.84
2.	Andrei Sangheli	12801	23.73		
3.	Petru Lucinschi	14369	26.64	41421	69.16
4.	Valeriu Matei	3596	6.67		
5.	Vladimir Voronin	8211	15.22		
6.	Iulia Gorea-Costin	167	0.31		
7.	Anatol Plugaru	470	0.87		
8.	Veronica Abramciuc	305	0.57		
9.	Marina Livitchi	683	1.27		



VOTES ACCUMULATED IN LOCALITIES

Locality name	Round	Registered voters	Participating registered voters	Valid votes cast	Mircea Snegur	Andrei Sangheli	Petru Lucinschi	Valeriu Matei	Vladimir Voronin	Iulia Gorea-Costin	Anatol Plugaru	Veronica Abramciuc	Marina Livitchi
BĂLȚI	I	90484	53470	52080	23.44	24.39	27.11	6.42	15.67	0.29	0.85	0.58	1.25
	II	92839	59020	58170	Snegur 29.72				Lucinschi 70.28				
ELIZAVETA	I	2309	1910	1858	60.76	5.22	13.51	13.62	2.69	0.75	1.56	0.27	1.61
	II	2391	1823	1720	Snegur 68.78						Lucinschi 31.22		



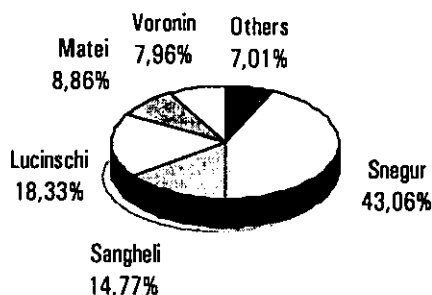
ANENII NOI DISTRICT

- Surface area, km² 820
- Distance from capital, km 32

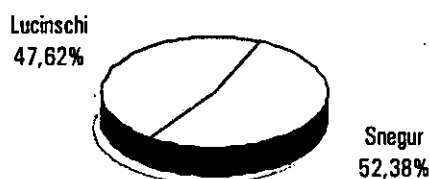
	I round	II round
● Number of registered voters ...	57278	59203
● Number of participating registered voters	40240	43560
● Percent of participating registered voters	70.25	73.58
● Number of valid votes cast	38589	42630

RESULTS OF THE ELECTION

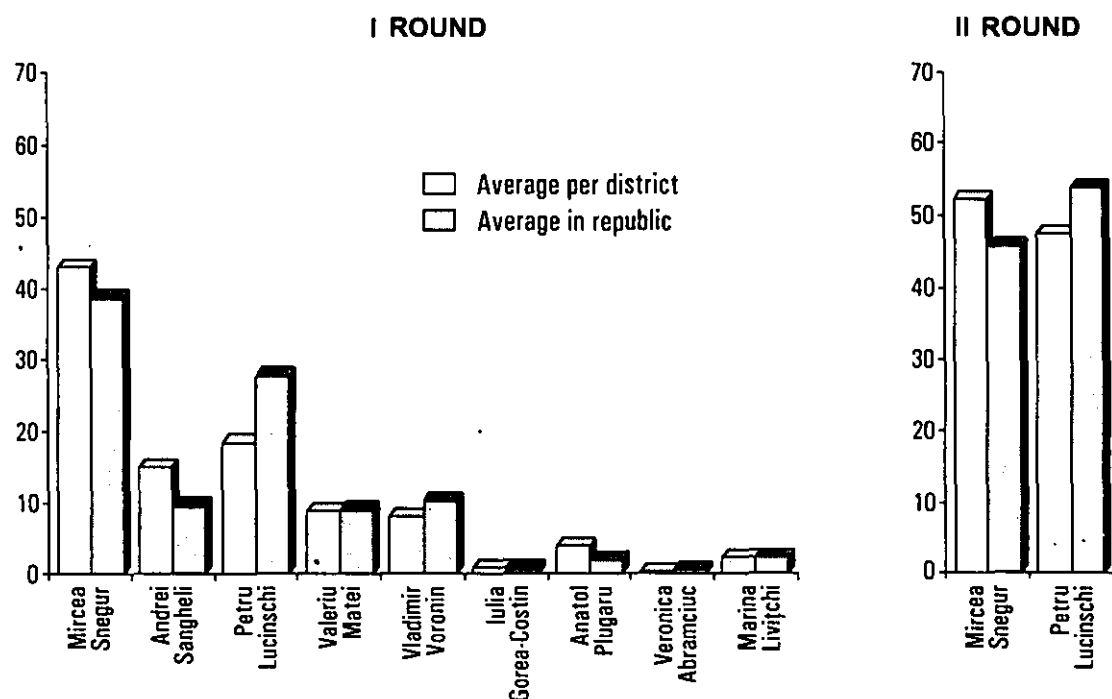
I ROUND



II ROUND



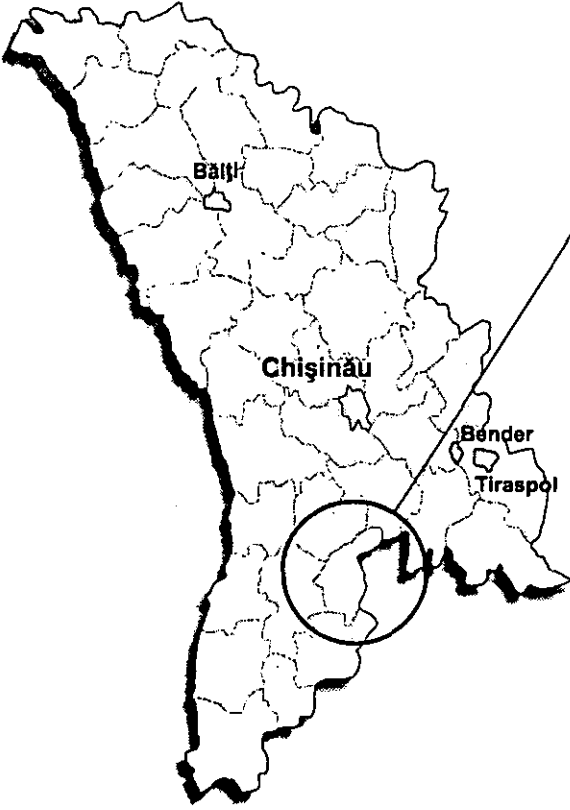
No.	Candidates	I round		II round	
		No. of votes	% of total	No. of votes	% of total
1.	Mircea Snegur	16615	43.06	22328	52.38
2.	Andrei Sangheli	5701	14.77		
3.	Petru Lucinschi	7075	18.33	20302	47.62
4.	Valeriu Matei	3420	8.86		
5.	Vladimir Voronin	3071	7.96		
6.	Iulia Gorea-Costin	284	0.74		
7.	Anatol Plugaru	1445	3.74		
8.	Veronica Abramciuc	129	0.33		
9.	Marina Liviţchi	849	2.20		



VOTES ACCUMULATED IN LOCALITIES

Locality name	Round	Registered voters	Participating registered voters	Valid votes cast	Mircea Snegur	Andrei Sangheli	Petru Lucinschi	Valeriu Matei	Vladimir Voronin	Iulia Gorea-Costin	Anatol Plugaru	Veronica Abramciuc	Marina Livijchi
ANENII NOI	I	6675	4016	3850	21.40	23.61	21.74	2.91	25.82	0.49	2.88	0.29	0.86
	II	6819	4530	4430	Snegur 23.59				Lucinschi 76.41				
BEREZOZCHI	I	406	357	344	9.88	13.95	18.90	0.58	50.29	0.87	4.94	0.58	0.00
	II	416	355	351	13.68				Lucinschi 86.32				
BOTNĂREȘTI	I	650	550	532	44.92	24.81	16.73	4.14	3.38	0.75	4.32	0.00	0.94
	II	658	531	519	Snegur 44.89				Lucinschi 55.11				
BULBOACA	I	3614	2451	2385	41.80	6.67	16.31	15.81	6.37	0.71	7.59	0.46	4.28
	II	3663	2506	2458	Snegur 65.09				Lucinschi 34.91				
CALFA	I	1240	779	730	69.86	7.67	9.32	5.07	1.10	1.51	3.29	0.41	1.78
	II	1234	802	779	Snegur 79.72				20.28				
CHETROȘU	I	1282	1046	1007	24.43	9.43	23.44	4.47	34.76	1.09	1.09	0.40	0.89
	II	1208*	908	891	Snegur 30.19				Lucinschi 69.81				
CHIRCA	I	1029	779	750	41.33	18.13	23.60	7.47	2.40	1.33	1.87	0.27	3.60
	II	1070	796	786	Snegur 51.53				Lucinschi 48.47				
CIOBANOVCA	I	732	562	531	10.55	25.42	11.11	3.01	43.69	0.38	1.32	0.38	4.14
	II	736	570	556	17.27				Lucinschi 82.73				
COBUSCA NOUĂ	I	1032	754	705	67.38	10.35	6.38	3.40	2.13	0.14	8.94	0.43	0.85
	II	1040	721	698	Snegur 65.47				Lucinschi 34.53				
COBUSCA VECHIE	I	1532	1160	1033	56.15	11.52	8.03	4.45	1.45	0.48	16.75	0.19	0.97
	II	1537	1226	1207	Snegur 59.82				Lucinschi 40.18				
CREȚOAIA	I	277	246	236	13.98	64.41	14.83	0.00	3.81	0.42	0.42	0.00	2.12
	II	282	242	235	17.02				Lucinschi 82.98				

Locality name	Round	Registered voters	Participating registered voters	Valid votes cast	Mircea Snegur	Andrei Sangheli	Petru Lucinschi	Valeriu Matei	Vladimir Voronin	Iulia Gorea-Costin	Anatol Plugaru	Veronica Abramciuc	Marina Livitchi
DELACĂU	I	1535	1235	1162	43.03	11.27	29.26	10.67	2.15	0.52	1.89	0.34	0.86
	II	1515	1292	1272	Snegur 49.69					Lucinschi 50.31			
FLORENI	I	2089	1350	1305	54.18	3.83	24.83	9.73	2.53	0.69	2.53	0.38	1.30
	II	2106	1396	1368	Snegur 62.43					Lucinschi 37.57			
GEAMĂNA	I	2438	1696	1606	52.30	15.69	7.60	15.69	2.18	0.81	3.24	0.12	2.37
	II	2436	1622	1591	Snegur 74.36					Lucinschi 25.64			
GURA BĂCULUI	I	2587	1522	1454	50.00	2.54	16.44	13.62	2.96	1.72	3.23	0.34	9.15
	II	2623	1661	1619	Snegur 62.14					Lucinschi 37.86			
HÂRBOVĂȚ	I	3875	2753	2645	62.38	6.24	10.09	12.63	1.51	0.64	2.80	0.60	3.10
	II	3901	2758	2680	Snegur 73.66					Lucinschi 26.34			
HÂRBOVĂȚUL NOU	I	350	275	259	30.50	2.32	29.73	4.63	17.37	0.00	6.18	0.00	9.27
	II	372	295	283	Snegur 40.28					Lucinschi 59.72			
HUMULEȘTI	I	141	141	141	90.78	0.00	6.38	1.42	1.42	0.00	0.00	0.00	0.00
	II	142	142	137	Snegur 89.05					10.95			
MAXIMOVCA	I	1064	822	805	17.14	13.66	36.40	7.58	20.25	1.12	0.99	0.62	2.24
	II	1064	848	823	18.59					Lucinschi 81.41			
MERENI	I	4025	2571	2515	56.90	2.15	11.49	24.65	1.55	0.28	1.79	0.04	1.15
	II	4001	2770	2709	Snegur 79.33					20.67			
MERENII NOI	I	924	624	586	29.18	7.00	42.32	6.83	6.31	1.88	3.75	0.17	2.56
	II	926	641	620	Snegur 46.29					Lucinschi 53.71			
PUHĂCENI	I	2531	1874	1817	37.20	11.72	22.67	10.35	1.05	0.94	13.32	0.44	2.31
	II	2537	1998	1973	Snegur 51.90					Lucinschi 48.10			
ROȘCANI	I	1791	1232	1185	41.18	26.84	9.11	8.44	5.99	0.93	4.73	0.34	2.45
	II	1770	1222	1196	Snegur 68.48					Lucinschi 31.52			
RUSENI	I	973	751	716	13.27	27.65	26.82	3.63	22.91	1.40	1.68	0.70	1.96
	II	977	788	765	15.16					Lucinschi 84.84			
SOCOLENI	I	354	329	312	26.28	39.74	17.95	3.85	7.37	0.00	0.96	0.00	3.85
	II	358	316	311	Snegur 31.51					Lucinschi 68.49			
SPEIA	I	1982	1599	1540	29.35	50.91	12.08	3.38	0.97	0.19	1.69	0.39	1.04
	II	1977	1658	1629	Snegur 28.36					Lucinschi 71.64			
ȘERPENI	I	2345	1566	1514	48.22	13.08	27.61	4.69	1.45	0.59	2.25	0.20	1.92
	II	2335	1699	1675	Snegur 43.64					Lucinschi 56.36			
TELÎȚA	I	755	602	562	59.96	8.01	10.50	3.91	13.52	0.36	0.89	0.18	2.67
	II	756	612	603	Snegur 52.24					Lucinschi 47.76			
TODIREȘTI	I	1141	770	734	51.63	10.08	13.08	10.49	7.77	0.95	3.13	0.54	2.32
	II	1227	827	799	Snegur 56.57					Lucinschi 43.43			
TROIȚA NOUĂ	I	535	518	515	1.55	63.30	12.23	1.55	16.50	0.58	0.97	0.19	3.11
	II	545	537	533	9.01					Lucinschi 90.99			
ȚĂNȚĂRENI	I	1825	1179	1130	52.83	23.10	9.12	5.22	0.88	0.88	6.28	0.09	1.59
	II	1818	1269	1239	Snegur 59.64					Lucinschi 40.36			
VARNIȚA-2	I	5549	4131	3983	52.62	7.53	27.39	7.48	2.08	0.78	0.60	0.43	1.08
	II	7154	6022	5895	Snegur 59.61					Lucinschi 40.39			



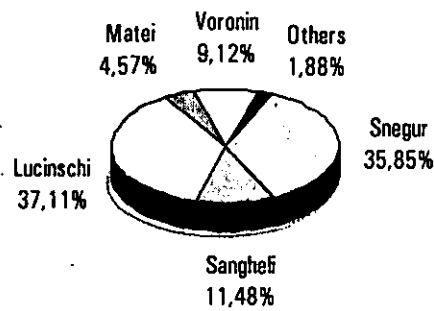
BASARABEASCA

DISTRICT

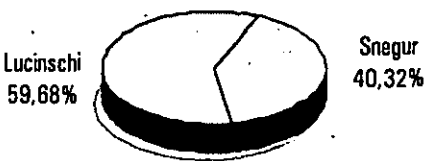
● Surface area, km²	510	
● Distance from capital, km	101	
	I round	II round
● Number of registered voters ...	21067	21402
● Number of participating registered voters	15261	16084
● Percent of participating registered voters	72.44	75.15
● Number of valid votes cast	14545	15708

RESULTS OF THE ELECTION

I ROUND

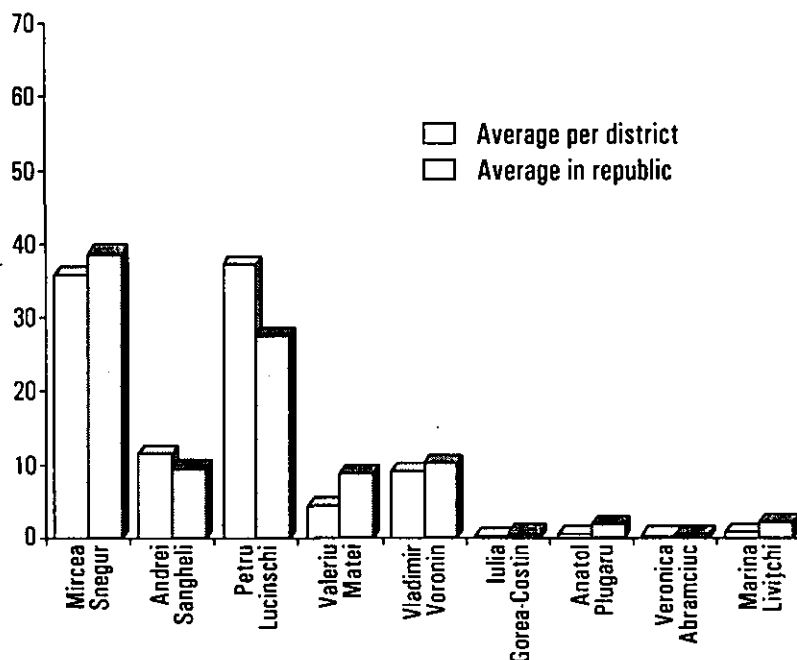


II ROUND

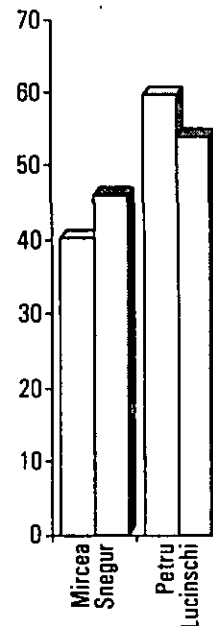


No.	Candidates	I round		II round	
		No. of votes	% of total	No. of votes	% of total
1.	Mircea Snegur	5214	35.85	6333	40.32
2.	Andrei Sangheli	1670	11.48		
3.	Petru Lucinschi	5397	37.11	9375	59.68
4.	Valeriu Matei	664	4.57		
5.	Vladimir Voronin	1326	9.12		
6.	Iulia Gorea-Costin	31	0.21		
7.	Anatol Plugaru	66	0.45		
8.	Veronica Abramciuc	59	0.41		
9.	Marina Livitchi	118	0.81		

I ROUND

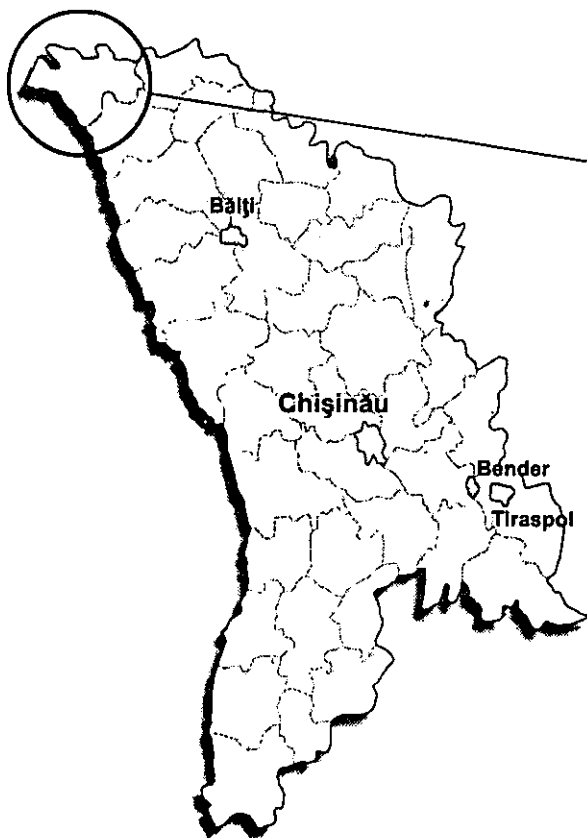


II ROUND



VOTES ACCUMULATED IN LOCALITIES

Locality name	Round	Registered voters	Participating registered voters	Valid votes cast	Mircea Snegur	Andrei Sangheli	Petru Lucinschi	Valeriu Matei	Vladimir Voronin	Iulia Gorea-Costin	Anatol Plugaru	Veronica Abramciuc	Marina Livitchi
ABACLIA	I	3515	2438	2337	72.87	2.95	15.06	6.29	0.43	0.21	1.28	0.04	0.86
	II	3577	2571	2518	Snegur 81.97								18.03
BASARABEASCA	I	8986	5888	5546	10.28	19.74	47.48	1.28	18.91	0.23	0.41	0.74	0.92
	II	9199	6674	6484	11.32	Lucinschi 88.68							
BAŞCALIA	I	2363	2063	1971	41.35	5.38	47.18	4.87	0.00	0.00	0.41	0.15	0.66
	II	2379	1677	1624	Snegur 52.03								Lucinschi 47.97
CARABETOVCA	I	1090	904	882	88.55	1.13	7.37	1.59	0.45	0.23	0.00	0.11	0.57
	II	1108	935	926	Snegur 89.09								10.91
IORDANOVCA	I	565	487	477	75.89	2.73	16.35	4.40	0.21	0.21	0.00	0.00	0.21
	II	555	477	472	Snegur 77.54								22.46
ISERLIA	I	719	592	557	1.62	38.96	47.76	0.72	8.80	0.00	0.18	1.44	0.54
	II	730	655	636	2.36	Lucinschi 97.64							
IVANOVCA	I	211	209	204	3.92	11.27	69.61	1.96	8.82	0.00	0.98	0.49	2.94
	II	216	206	201	9.45	Lucinschi 90.55							
SADACLIA	I	2705	1841	1759	52.93	2.33	24.39	17.23	1.59	0.51	0.11	0.23	0.68
	II	2729	2009	1981	Snegur 72.29								Lucinschi 27.71
TROIȚCOE	I	913	839	812	4.31	11.82	61.82	0.49	20.57	0.12	0.00	0.00	0.86
	II	909	880	866	3.81	Lucinschi 96.19							



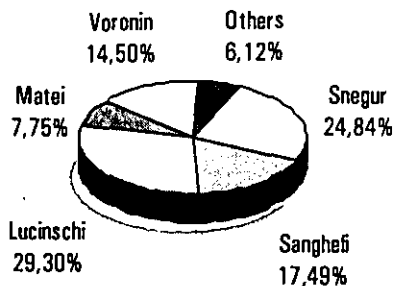
BRICENI DISTRICT

- Surface area, km² 810
- Distance from capital, km 230

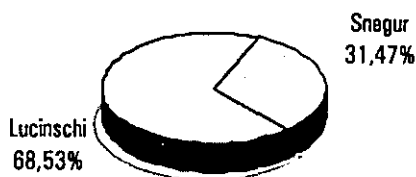
	I round	II round
● Number of registered voters ...	61005	61299
● Number of participating registered voters	41963	42790
● Percent of participating registered voters	68.79	69.81
● Number of valid votes cast	39407	41467

RESULTS OF THE ELECTION

I ROUND

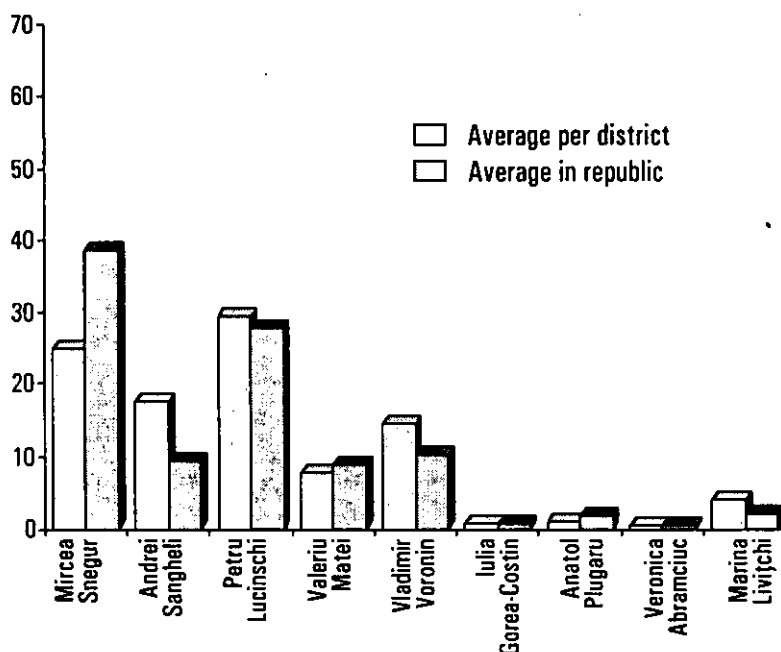


II ROUND




No.	Candidates	I round		II round	
		No. of votes	% of total	No. of votes	% of total
1.	Mircea Snegur	9790	24.84	13050	31.47
2.	Andrei Sangheli	6892	17.49		
3.	Petru Lucinschi	11548	29.30	28417	68.53
4.	Valeriu Matei	3053	7.75		
5.	Vladimir Voronin	5714	14.50		
6.	Iulia Gorea-Costin	227	0.58		
7.	Anatol Plugaru	398	1.01		
8.	Veronica Abramciuc	191	0.48		
9.	Marina Livitchi	1594	4.04		

I ROUND



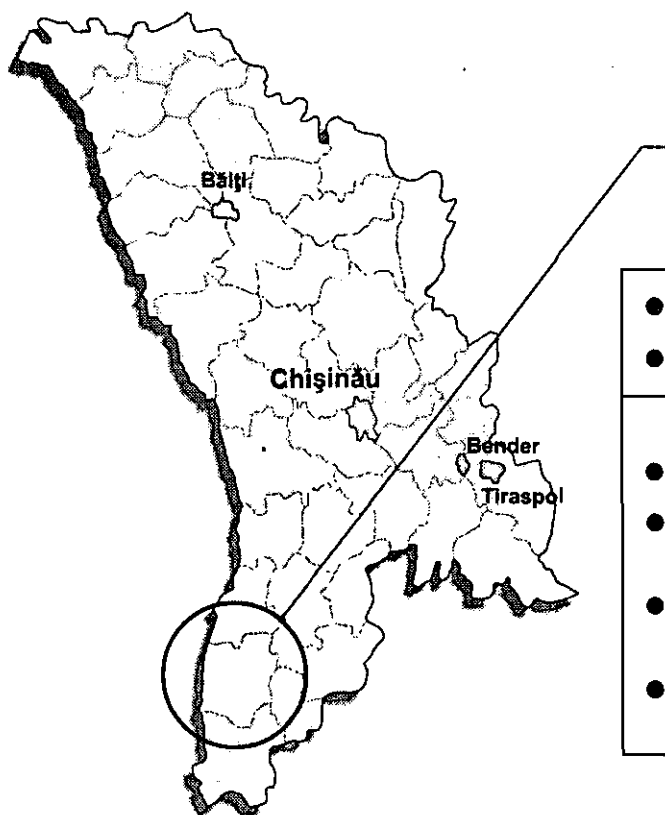
II ROUND



VOTES ACCUMULATED IN LOCALITIES

Locality name	Round	Registered voters	Participating registered voters	Valid votes cast	Mircea Snegur	Andrei Sangheli	Petru Lucinschi	Valeriu Matei	Vladimir Voronin	Iulia Gorea-Costin	Anatol Plugaru	Veronica Abramciuc	Marina Livitchi
BALASINEȘTI	I	1891	1534	1422	13.22	33.90	37.83	5.98	4.43	0.35	1.05	0.56	2.67
	II	1831	1567	1521	15.58	Lucinschi 84.42							
BĂLCĂUȚI	I	631	572	549	3.46	16.39	13.84	0.73	63.39	0.00	1.09	0.36	0.73
	II	631	591	571	4.20	Lucinschi 95.80							
BERLINȚI	I	1397	1167	1054	1.90	35.96	22.77	0.38	37.57	0.00	0.00	0.38	1.04
	II	1399	1087	1039	2.21	Lucinschi 97.79							
BEZEDA	I	427	298	279	5.38	10.04	57.35	2.51	21.86	1.08	0.00	0.72	1.08
	II	427	323	296	8.78	Lucinschi 91.22							
BOGDĂNEȘTI	I	477	369	353	1.70	8.22	78.75	0.85	8.78	0.00	0.00	0.85	0.85
	II	483	376	369	2.44	Lucinschi 97.56							
BRICENI	I	6756	4441	4212	14.55	7.26	54.08	5.27	15.86	0.43	0.36	0.69	1.50
	II	6902	4657	4538	18.38	Lucinschi 81.62							
BULBOACA	I	838	704	625	21.76	23.84	23.84	18.72	6.24	1.12	1.60	0.64	2.24
	II	834	713	668	Snegur 41.77				Lucinschi 58.23				
CARACUȘENII NOI	I	428	289	263	7.60	17.11	44.49	1.14	25.86	0.00	1.14	0.00	2.66
	II	431	395	382	11.52	Lucinschi 88.48							
CARACUȘENII VECHI	I	2970	1309	1239	30.02	12.75	45.44	5.17	2.50	0.65	0.89	0.08	2.50
	II	2970	1378	1324	Snegur 34.74				Lucinschi 65.26				
COLICĂUȚI	I	2108	1939	1841	38.19	17.16	22.00	9.67	5.38	0.98	2.01	0.54	4.07
	II	2107	1958	1903	Snegur 44.88				Lucinschi 55.12				
CORJEUȚI	I	5058	2056	1948	42.66	20.12	15.91	14.53	1.69	0.98	1.28	0.15	2.67
	II	5128	2369	2306	Snegur 59.24				Lucinschi 40.76				

Locality name	Round	Registered voters	Participating registered voters	Valid votes cast	Mircea Snegur	Andrei Sangheli	Petru Lucinschi	Valeriu Matei	Vladimir Voronin	Iulia Gorea-Costin	Anatol Plugaru	Veronica Abramciuc	Marina Livitchi
COTEALA	I	1668	1324	1234	26.90	4.94	7.05	17.67	8.67	1.22	1.54	1.22	30.79
	II	1669	1337	1282	Snegur 55.30					Lucinschi 44.70			
COTIUJENI	I	2462	1559	1477	52.54	6.09	10.70	18.69	7.65	0.41	0.81	0.61	2.51
	II	2470	1745	1699	Snegur 66.51					Lucinschi 33.49			
CRIVA	I	1365	878	829	78.29	5.31	8.08	2.41	1.81	0.72	0.24	0.36	2.77
	II	1370	945	927	Snegur 80.58					19.42			
DREPCĂUȚI	I	2169	1627	1572	40.90	11.07	30.28	7.70	4.33	0.76	1.21	0.51	3.24
	II	2160	1623	1592	Snegur 46.92					Lucinschi 53.08			
GHILAVĂȚ	I	1941	1405	1329	5.94	10.91	11.66	3.16	64.41	0.75	0.45	0.45	2.26
	II	1952	1412	1385	11.48					Lucinschi 88.52			
GRIMĂNCĂUȚI	I	3148	2183	2048	47.36	19.63	17.68	6.35	4.39	1.12	0.59	0.44	2.44
	II	3142	2059	1966	Snegur 58.65					Lucinschi 41.35			
GROZNIȚA	I	327	319	304	2.30	11.18	39.47	1.97	44.08	0.00	0.00	0.66	0.33
	II	327	311	300	2.67					Lucinschi 97.33			
HALAHORA DE JOS	I	356	284	274	7.66	9.12	41.97	1.46	33.21	0.36	0.00	2.55	3.65
	II	357	292	288	5.21					Lucinschi 94.79			
HALAHORA DE SUS	I	840	654	627	2.55	14.51	42.90	0.16	37.96	0.16	0.00	0.32	1.44
	II	848	777	754	2.52					Lucinschi 97.48			
HLINA	I	855	609	570	46.67	4.04	11.75	19.82	7.37	0.88	4.91	0.53	4.04
	II	861	660	639	Snegur 66.20					Lucinschi 33.80			
LARGA	I	4156	2863	2601	20.57	9.23	19.53	17.03	20.30	0.58	1.31	0.38	11.07
	II	4155	2607	2525	Snegur 32.79					Lucinschi 67.21			
LIPCANI	I	4751	2828	2649	17.97	14.50	48.28	1.96	14.80	0.23	0.49	0.42	1.36
	II	4832	2823	2740	18.72					Lucinschi 81.28			
MĂRCĂUȚI	I	1442	1096	999	15.32	5.71	38.54	1.60	36.04	0.30	0.60	0.60	1.30
	II	1454	1091	1038	12.72					Lucinschi 87.28			
MEDVEJA	I	1501	1338	1272	1.97	22.09	49.84	0.55	23.74	0.31	0.63	0.39	0.47
	II	1503	1399	1372	1.24					Lucinschi 98.76			
MIHĂILENI	I	381	347	338	4.14	13.31	50.59	1.18	28.99	0.30	0.00	0.30	1.18
	II	383	359	352	3.69					Lucinschi 96.31			
PERERITA	I	1486	1139	1050	23.62	15.43	40.76	7.14	5.14	1.43	2.19	0.29	4.00
	II	1493	1237	1199	Snegur 27.11					Lucinschi 72.89			
SLOBOZIA-ȘIRĂUȚI	I	821	540	514	5.45	39.88	38.91	0.97	8.56	0.39	3.50	0.97	1.36
	II	825	639	620	11.77					Lucinschi 88.23			
ȘIRĂUȚI	I	1859	1585	1510	60.66	10.20	13.91	10.60	1.72	0.46	0.79	0.13	1.52
	II	1869	1516	1449	Snegur 69.29					Lucinschi 30.71			
TABANI	I	2234	1166	1070	30.75	23.74	18.79	15.51	4.39	0.84	1.12	0.75	4.11
	II	2223	877	836	Snegur 42.82					Lucinschi 57.18			
TEȚCANI	I	2154	1959	1907	3.04	73.73	11.27	0.31	8.81	0.00	0.63	0.37	1.84
	II	2150	2030	1999	3.10					Lucinschi 96.90			
TREBISĂUȚI	I	1711	1221	1107	29.09	8.13	28.55	19.51	7.86	0.63	3.43	0.18	2.62
	II	1711	1256	1219	Snegur 37.16					Lucinschi 62.84			
TRESTIENI	I	397	361	341	1.17	44.28	3.23	0.59	4.99	0.29	0.59	0.29	44.57
	II	402	381	369	1.63					Lucinschi 98.37			



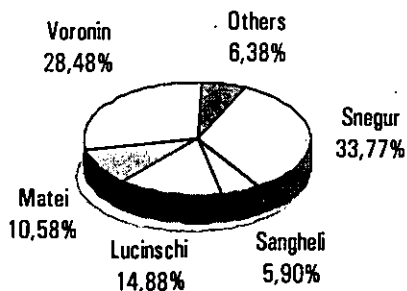
CAHUL DISTRICT

- Surface area, km² 800
- Distance from capital, km 173

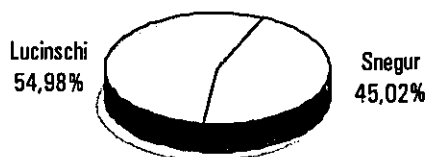
	I round	II round
● Number of registered voters ...	51422	52949
● Number of participating registered voters	36703	38909
● Percent of participating registered voters	71.38	73.48
● Number of valid votes cast	35023	37762

RESULTS OF THE ELECTION

I ROUND

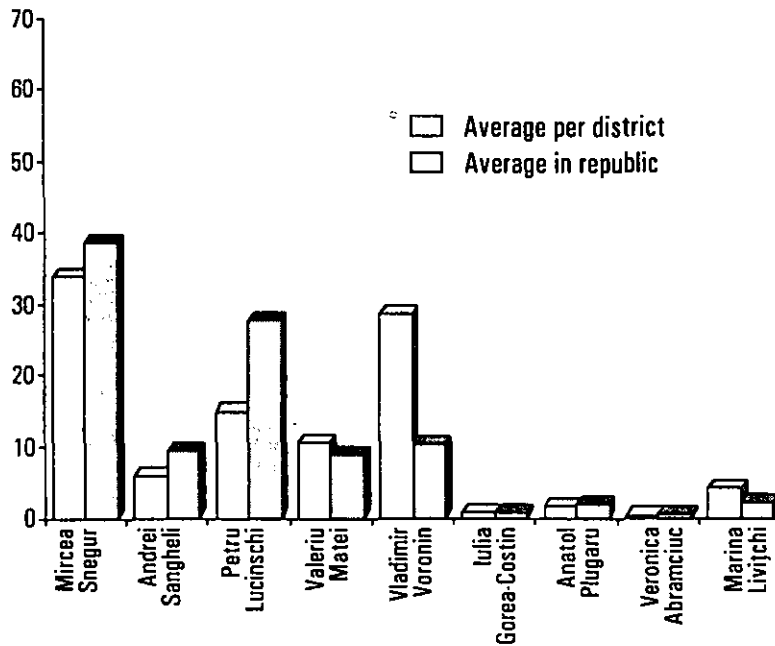


II ROUND

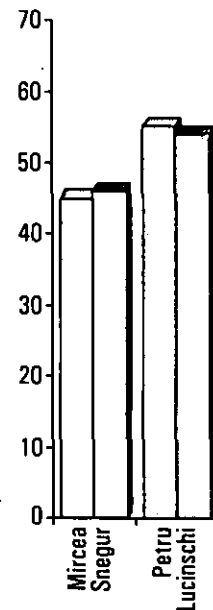


No.	Candidates	I round		II round	
		No. of votes	% of total	No. of votes	% of total
1.	Mircea Snegur	11828	33.77	16999	45.02
2.	Andrei Sangheli	2066	5.90		
3.	Petru Lucinschi	5212	14.88	20763	54.98
4.	Valeriu Matei	3707	10.58		
5.	Vladimir Voronin	9976	28.48		
6.	Iulia Gorea-Costin	232	0.66		
7.	Anatol Plugaru	497	1.42		
8.	Veronica Abramciuc	90	0.26		
9.	Marina Livitchi	1415	4.04		

I ROUND



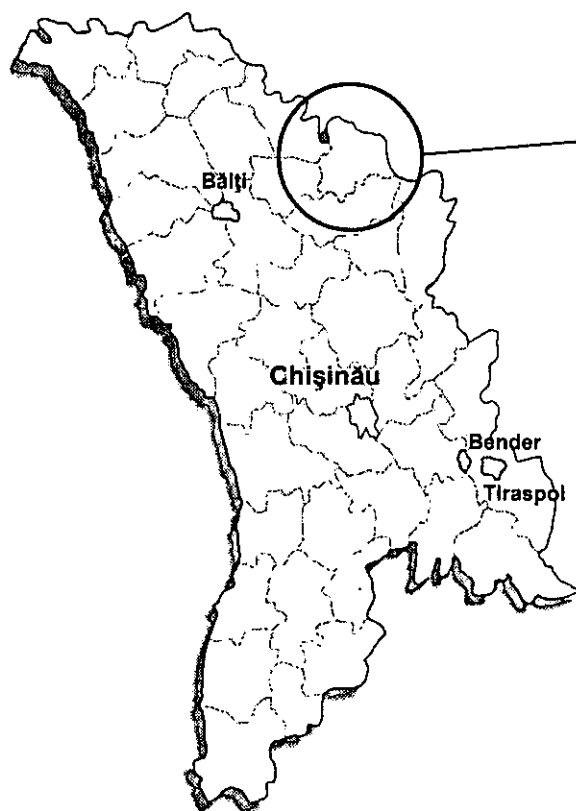
II ROUND



VOTES ACCUMULATED IN LOCALITIES

Locality name	Round	Registered voters	Participating registered voters	Valid votes cast	Mircea Snegur	Andrei Sangheli	Petru Lucinschi	Valeriu Matei	Vladimir Voronin	Iulia Gorea-Costin	Anatol Plugaru	Veronica Abramciuc	Marina Livijchi
ANDRUȘUL DE JOS	I	1262	937	885	55.82	4.41	11.41	21.24	3.50	0.56	1.58	0.34	1.13
	II	1280	985	956	Snegur 75.00							Lucinschi 25.00	
ANDRUȘUL DE SUS	I	1019	862	826	20.46	2.06	30.75	39.23	2.66	1.21	0.61	0.36	2.66
	II	1024	826	808	Snegur 43.56							Lucinschi 56.44	
BADICUL MOLDOVENESC	I	876	654	606	20.63	6.44	5.61	22.28	41.58	0.33	0.50	0.00	2.64
	II	872	627	609	Snegur 46.31							Lucinschi 53.69	
BAURCI-MOLDOVENI	I	1366	914	883	54.13	12.68	6.68	8.72	8.61	1.47	4.64	0.34	2.72
	II	1375	963	939	Snegur 68.80							Lucinschi 31.20	
BUCURIA	I	443	362	351	17.95	0.28	53.85	7.98	13.11	0.85	0.28	0.57	5.13
	II	441	371	353	18.98							Lucinschi 81.02	
BURLACU	I	1145	856	788	21.57	3.93	15.10	19.16	24.62	0.13	12.31	0.13	3.05
	II	1150	811	779	Snegur 35.94							Lucinschi 64.06	
CAHUL	I	22462	14295	13612	27.18	5.98	17.74	6.49	35.04	0.65	0.96	0.25	5.72
	II	23894	15807	15354	Snegur 36.51							Lucinschi 63.49	
CHIOSELIA MARE	I	474	452	436	46.33	2.98	35.09	9.17	2.29	1.15	0.92	0.92	1.15
	II	481	458	449	Snegur 43.65							Lucinschi 56.35	
CHIRCANI	I	427	331	320	25.63	3.13	11.88	21.56	35.31	0.31	0.94	0.63	0.63
	II	431	327	320	Snegur 45.00							Lucinschi 55.00	
COTIHANA	I	837	645	624	57.05	1.44	8.17	19.71	8.01	1.12	2.08	0.00	2.40
	II	830	649	638	Snegur 74.76							Lucinschi 25.24	
CRIHANA VECHE	I	2614	1906	1819	70.31	4.07	7.37	6.54	6.93	0.55	1.26	0.33	2.64
	II	2644	1956	1880	Snegur 77.34							22.66	

Locality name	Round	Registered voters	Participating registered voters	Valid votes cast	Mircea Snegur	Andrei Sangheli	Petru Lucinschi	Valeriu Matei	Vladimir Voronin	Iulia Gorea-Costin	Anatol Plugaru	Veronica Abramciuc	Marina Livitchi
CUCOARA	I	785	656	621	22.71	4.51	16.10	13.37	33.17	1.61	1.45	0.16	6.92
	II	786	624	605	Snegur 42.48				Lucinschi 57.52				
FRUMUȘICA	I	490	402	372	51.08	2.15	19.89	15.86	3.23	1.61	1.61	0.54	4.03
	II	494	427	406	Snegur 73.40				Lucinschi 26.60				
HULUBOIA	I	632	570	554	1.81	15.70	8.12	0.72	70.58	0.00	0.00	0.72	2.35
	II	636	602	597	4.36				Lucinschi 95.64				
LARGA NOUĂ	I	791	639	609	12.64	6.57	8.21	9.85	58.46	0.66	1.48	0.33	1.81
	II	798	644	622	Snegur 28.94				Lucinschi 71.06				
LARGA VECHE	I	302	255	245	27.35	3.67	6.94	12.65	46.53	0.41	0.82	0.00	1.63
	II	302	247	244	Snegur 59.43				Lucinschi 40.57				
LEBEDENCO	I	888	600	568	7.22	7.57	10.56	0.53	70.95	1.58	0.53	0.53	0.53
	II	888	588	555	13.15				Lucinschi 86.85				
LOPĂȚICA	I	536	453	443	3.16	1.58	53.50	0.68	40.63	0.23	0.00	0.23	0.00
	II	539	501	497	3.62				Lucinschi 96.38				
LUCEȘTI	I	459	413	395	2.03	15.70	16.20	0.76	63.80	0.00	0.51	1.01	0.00
	II	463	431	413	0.48				Lucinschi 99.52				
MANTA	I	1683	1365	1307	65.34	2.37	6.66	9.95	12.01	0.46	1.15	0.00	2.07
	II	1732	1564	1533	Snegur 73.84				Lucinschi 26.16				
MOSCOVEI	I	2391	1829	1763	5.50	8.22	11.80	3.06	68.69	0.06	0.28	0.17	2.21
	II	2394	1990	1919	9.33				Lucinschi 90.67				
PAICU	I	319	305	289	43.94	3.11	10.03	23.18	9.00	1.73	3.81	0.00	5.19
	II	322	297	287	Snegur 73.87				Lucinschi 26.13				
PAȘCANI	I	647	593	567	70.19	1.06	5.11	8.64	10.05	0.35	1.41	0.18	3.00
	II	624	512	490	Snegur 74.90				Lucinschi 25.10				
PELINEI	I	1461	921	887	57.95	6.76	12.63	11.50	4.40	1.47	1.24	0.34	3.72
	II	1467	1010	976	Snegur 67.11				Lucinschi 32.89				
ROȘU	I	1983	1246	1192	51.01	3.19	8.56	21.39	8.89	0.25	1.17	0.08	5.45
	II	1954	1310	1290	Snegur 66.20				Lucinschi 33.80				
SPICOASA	I	149	129	123	3.25	4.07	25.20	19.51	41.46	0.00	3.25	0.00	3.25
	II	149	135	126	9.52				Lucinschi 90.48				
TARACLIA DE SÂLCIE	I	1623	1398	1321	22.41	18.02	15.06	21.04	17.87	0.76	2.12	0.23	2.50
	II	1632	1415	1351	Snegur 34.57				Lucinschi 65.43				
TĂTĂREȘTI	I	1184	852	803	63.64	2.12	9.22	8.22	11.33	0.75	1.62	0.25	2.86
	II	1167	1017	986	Snegur 79.11				20.89				
URSOAIA	I	891	742	717	33.33	7.95	7.67	1.95	46.44	0.56	0.84	0.00	1.26
	II	891	696	688	Snegur 42.01				Lucinschi 57.99				
ZĂRNEȘTI	I	1283	1121	1097	46.86	1.55	8.39	25.98	6.02	0.55	1.46	0.18	9.02
	II	1289	1119	1092	Snegur 76.28				23.72				



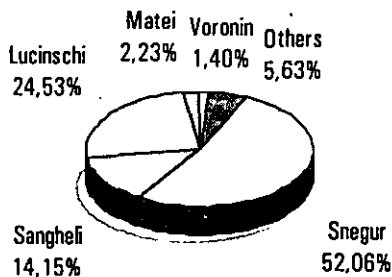
CAMENCA (SĂNĂTĂUCA)

DISTRICT

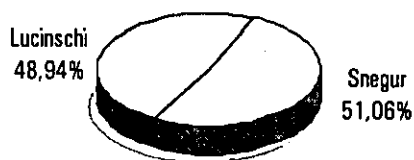
● Surface area, km ²	750	
● Distance from capital, km	160	
	I round	II round
● Number of registered voters ...	19609	19548
● Number of participating registered voters	15645	15814
● Percent of participating registered voters	79.78	80.90
● Number of valid votes cast	14774	15293

RESULTS OF THE ELECTION

I ROUND

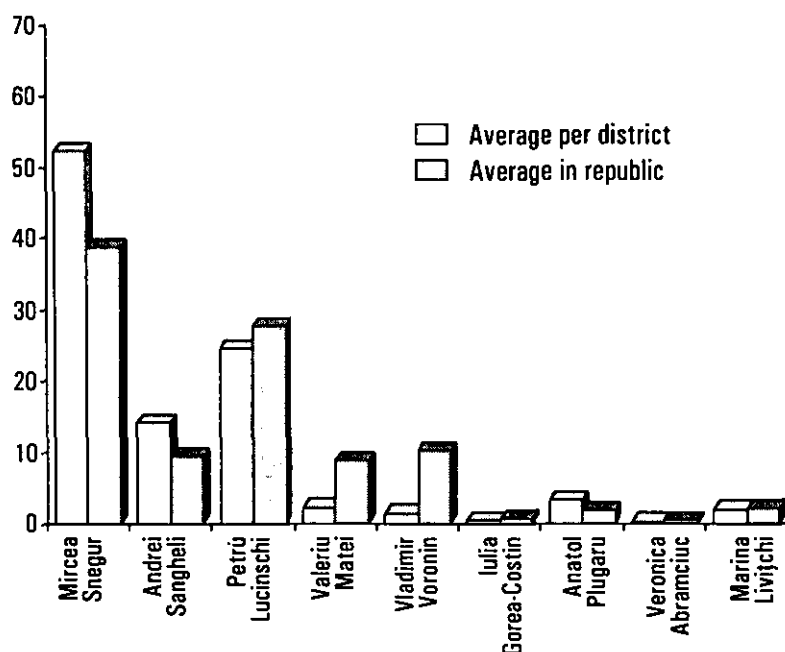


II ROUND

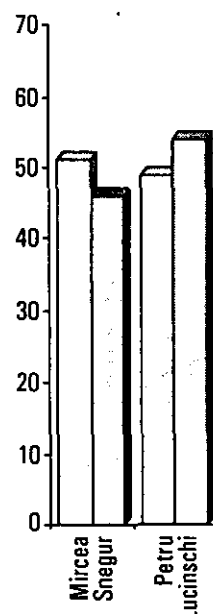


No.	Candidates	I round		II round	
		No. of votes	% of total	No. of votes	% of total
1.	Mircea Snegur	7691	52.06	7808	51.06
2.	Andrei Sangheli	2090	14.15		
3.	Petru Lucinschi	3624	24.53	7485	48.94
4.	Valeriu Matei	329	2.23		
5.	Vladimir Voronin	207	1.40		
6.	Iulia Gorea-Costin	46	0.31		
7.	Anatol Plugaru	460	3.11		
8.	Veronica Abramciuc	39	0.26		
9.	Marina Livițchi	288	1.95		

I ROUND



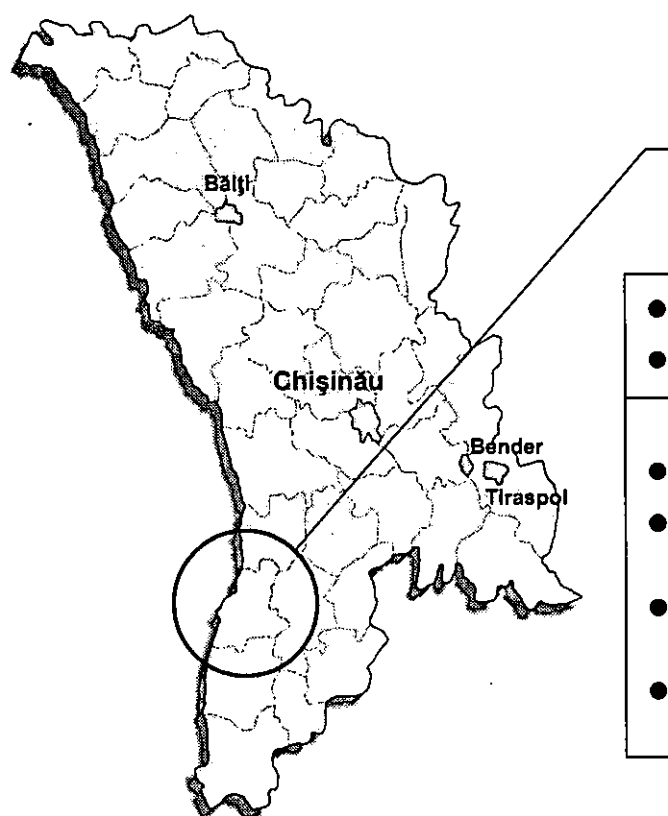
II ROUND



VOTES ACCUMULATED IN LOCALITIES

Locality name	Round	Registered voters	Participating registered voters	Valid votes cast	Mircea Snegur	Andrei Sangheli	Petru Lucinschi	Valeriu Matei	Vladimir Voronin	Iulia Gorea-Costin	Anatol Plugaru	Veronica Abramciuc	Marina Livitchi
BURSUC	I	335	296	263	68.06	11.79	5.70	1.90	0.38	0.38	6.08	0.00	5.70
	II	333	298	282	Snegur 72.70							Lucinschi 27.30	
CERLINA	I	878	615	552	57.79	11.23	18.30	4.35	0.91	0.36	1.63	1.09	4.35
	II	881	623	590	Snegur 37.29							Lucinschi 62.71	
CUHUREȘȚII DE JOS	I	1367	1080	1015	71.72	3.94	14.19	2.56	0.79	0.10	4.24	0.10	2.36
	II	1376	1090	1034	Snegur 75.82							24.18	
CUHUREȘȚII DE SUS	I	1176	924	896	39.84	2.68	38.39	9.82	1.34	1.56	3.01	0.33	3.01
	II	1200	1011	991	Snegur 48.54							Lucinschi 51.46	
CUNICEA	I	3158	2325	2181	1.47	3.44	93.12	0.14	0.87	0.09	0.46	0.23	0.18
	II	3169	2678	2594	2.47							Lucinschi 97.53	
FĂGĂDĂU	I	62	55	55	49.09	21.82	18.18	0.00	10.91	0.00	0.00	0.00	0.00
	II	64	56	56	Snegur 19.64							Lucinschi 80.36	
JAPCA	I	1012	823	760	45.26	18.42	7.11	1.45	0.00	0.53	25.79	0.39	1.05
	II	1026	814	763	Snegur 58.19							Lucinschi 41.81	
NĂPADOVA	I	753	596	560	52.14	17.68	18.39	2.68	0.00	0.18	0.54	0.89	7.50
	II	751	572	552	Snegur 44.75							Lucinschi 55.25	
NIMEREUCA	I	1749	1399	1310	69.92	13.13	6.87	3.74	0.84	0.15	1.83	0.15	3.36
	II	1770	1328	1286	Snegur 65.94							Lucinschi 34.06	
OCTEABRISCOE	I	175	163	155	12.26	24.52	35.48	1.94	24.52	0.00	0.00	0.00	1.29
	II	171	169	166	9.64							Lucinschi 90.36	
SĂNĂȚAUCĂ	I	3514	2845	2729	52.55	38.55	6.05	0.81	0.33	0.15	0.92	0.15	0.51
	II	3364	2719	2641	Snegur 59.52							Lucinschi 40.48	

Locality name	Round	Registered voters	Participating registered voters	Valid votes cast	Mircea Snegur	Andrei Sangheli	Petru Lucinschi	Valeriu Matei	Vladimir Voronin	Iulia Gorea-Costin	Anatol Plugaru	Veronica Abramciuc	Marina Livijchi
TÂRGUL- VERTIUJENI	I	816	667	636	61.01	8.49	9.12	3.62	6.76	0.63	3.77	1.10	5.50
	II	832	686	671	Snegur 63.19						Lucinschi 36.81		
TEMELEUȚI	I	933	765	736	85.19	4.76	0.68	1.22	1.36	0.54	5.03	0.41	0.82
	II	931	805	794	Snegur 88.79								11.21
ȚI PORDEI	I	347	314	303	54.46	9.57	33.00	1.65	0.00	0.00	0.66	0.00	0.66
	II	344	310	301	Snegur 49.17						Lucinschi 50.83		
UNCHITEȘTI	I	689	530	503	45.33	4.97	38.17	3.78	3.38	0.99	1.39	0.00	1.99
	II	688	534	519	Snegur 38.73						Lucinschi 61.27		
VÂSCĂUȚI	I	667	573	543	61.14	17.50	10.31	3.87	2.21	0.18	1.29	0.00	3.50
	II	675	584	568	Snegur 55.63						Lucinschi 44.37		
VERTIUJENI	I	1275	1092	1022	80.14	8.22	7.34	0.29	1.27	0.00	2.05	0.00	0.68
	II	1268	936	898	Snegur 68.71						Lucinschi 31.29		
ZĂLUCENI	I	703	583	555	87.39	4.14	4.68	0.54	0.54	0.18	1.62	0.00	0.90
	II	705	601	587	Snegur 86.03								13.97

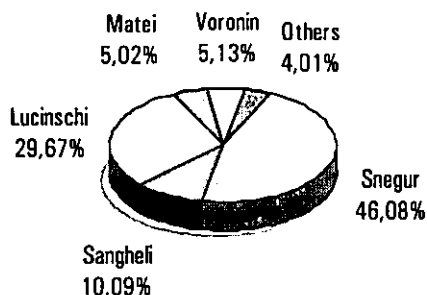


CANTEMIR DISTRICT

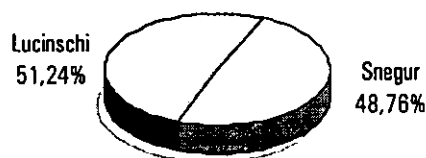
● Surface area, km ²	860	
● Distance from capital, km	124	
	I round	II round
● Number of registered voters ...	38917	39240
● Number of participating registered voters	30559	30886
● Percent of participating registered voters	78.52	78.71
● Number of valid votes cast	29102	30069

RESULTS OF THE ELECTION

I ROUND



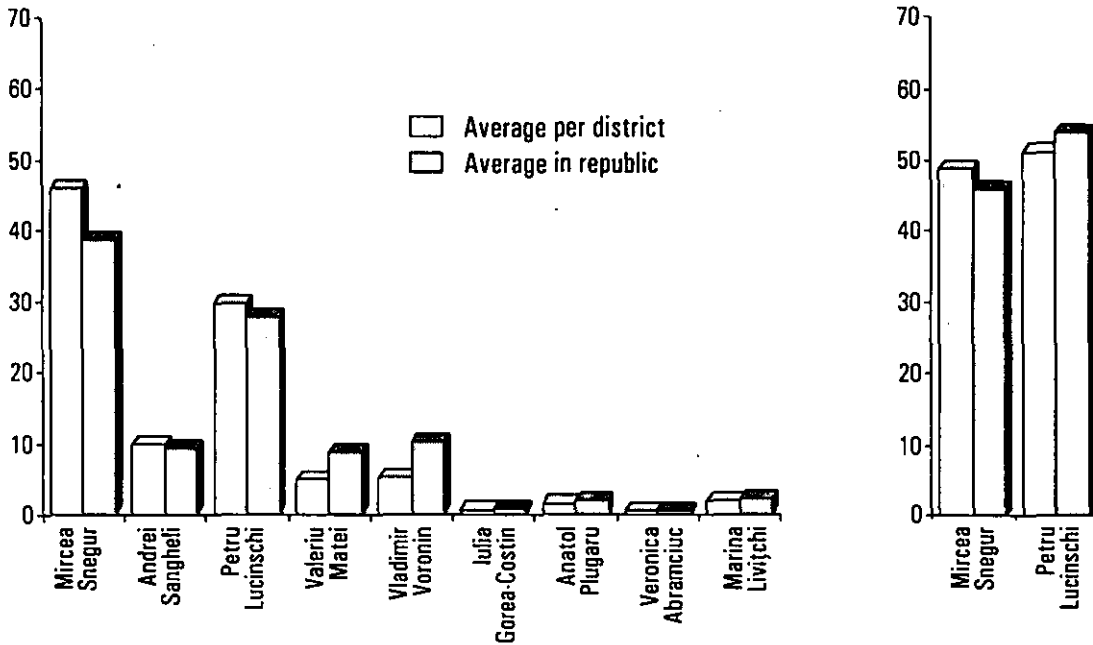
II ROUND



No.	Candidates	I round		II round	
		No. of votes	% of total	No. of votes	% of total
1.	Mircea Snegur	13409	46.08	14663	48.76
2.	Andrei Sangheli	2935	10.09		
3.	Petru Lucinschi	8636	29.67	15406	51.24
4.	Valeriu Matei	1460	5.02		
5.	Vladimir Voronin	1494	5.13		
6.	Iulia Gorea-Costin	161	0.55		
7.	Anatol Plugaru	402	1.38		
8.	Veronica Abramciuc	86	0.30		
9.	Marina Liviți	519	1.78		

I ROUND

II ROUND

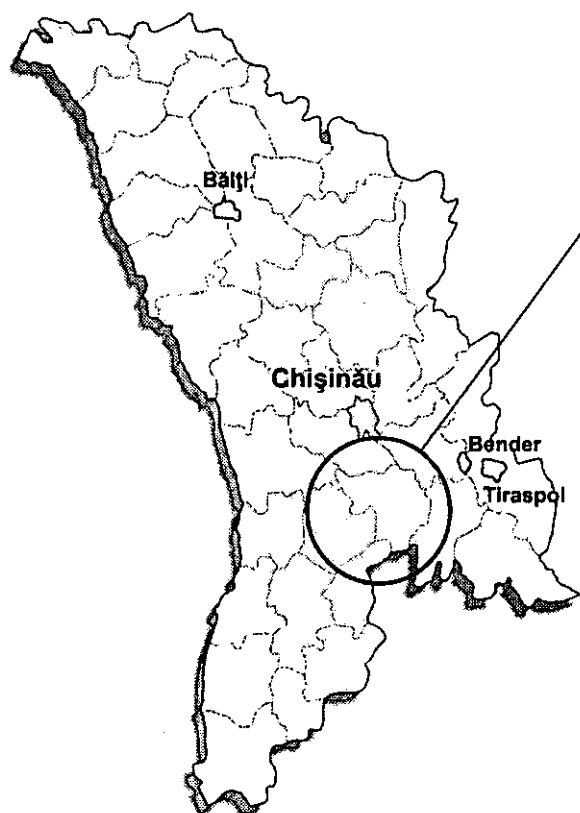


VOTES ACCUMULATED IN LOCALITIES

Locality name	Round	Registered voters	Participating registered voters	Valid votes cast	Mircea Snegur	Andrei Sangheli	Petru Lucinschi	Valeriu Matei	Vladimir Voronin	Iulia Gorea-Costin	Anatol Plugaru	Veronica Abramciuc	Marina Livitchi
ACUI	I	333	260	248	33.87	11.29	48.79	0.00	2.42	0.00	2.02	0.81	0.81
	II	340	301	294	Snegur 30.95				Lucinschi 69.05				
ANTONEȘTI	I	681	546	523	27.34	9.75	32.31	10.33	16.06	0.96	0.96	0.00	2.29
	II	702	568	552	Snegur 36.41				Lucinschi 63.59				
BAIMACLIA	I	1630	1280	1210	48.60	13.39	26.45	5.54	1.32	0.33	1.40	0.08	2.89
	II	1630	1263	1238	Snegur 51.29				Lucinschi 48.71				
BOBOCICA	I	186	164	159	78.62	3.77	14.47	1.26	1.26	0.63	0.00	0.00	0.00
	II	188	174	168	Snegur 75.60				Lucinschi 24.40				
CANIA	I	1673	1266	1234	62.64	6.65	22.20	3.65	2.19	0.89	0.41	0.24	1.13
	II	1716	1324	1302	Snegur 67.51				Lucinschi 32.49				
CANTEMIR	I	2694	2049	1985	31.79	7.71	41.31	6.20	9.32	0.96	0.71	0.81	1.21
	II	2806	2156	2132	Snegur 35.83				Lucinschi 64.17				
CAPACLIA	I	1295	1065	998	62.63	5.21	22.34	5.51	1.40	0.40	1.10	0.50	0.90
	II	1302	1075	1050	Snegur 61.52				Lucinschi 38.48				
CÂETU	I	523	383	336	52.38	13.99	10.71	7.14	1.79	0.89	9.82	0.60	2.68
	II	519	406	396	Snegur 64.65				Lucinschi 35.35				
CÂRPEȘTI	I	1523	1162	1110	60.45	12.88	12.25	8.47	0.45	0.99	1.98	0.18	2.34
	II	1531	1177	1153	Snegur 64.44				Lucinschi 35.56				
CÂȘLA	I	491	392	379	3.17	11.87	67.55	0.26	15.04	0.00	0.00	0.00	2.11
	II	498	427	420	4.05				Lucinschi 95.95				
CHIOSELIA	I	883	679	614	62.54	14.66	9.61	6.19	2.44	0.65	3.09	0.00	0.81
	II	898	678	648	Snegur 60.49				Lucinschi 39.51				

Locality name	Round	Registered voters	Participating registered voters	Valid votes cast	Mircea Snegur	Andrei Sangheli	Petru Lucinschi	Valeriu Matei	Vladimir Voronin	Iulia Gorea-Costin	Anatol Plugaru	Veronica Abramciuc	Marina Livijchi
CIOBALACCIA	I	604	554	543	50.28	2.21	43.09	1.29	2.21	0.00	0.74	0.00	0.18
	II	614	570	563	Snegur 40.85					Lucinschi 59.15			
COCIULIA	I	2206	1615	1548	63.89	2.97	19.06	9.37	1.49	0.71	1.29	0.13	1.10
	II	2192	1595	1568	Snegur 67.09					Lucinschi 32.91			
CONSTANTINEȘTI	I	261	212	206	32.52	4.37	18.93	11.17	28.16	1.46	2.43	0.49	0.49
	II	265	197	193	Snegur 44.04					Lucinschi 55.96			
COȘTANGALIA	I	654	527	485	53.40	23.30	11.13	0.82	3.92	1.03	6.19	0.00	0.21
	II	656	539	529	Snegur 48.58					Lucinschi 51.42			
CRĂCIUN	I	169	139	135	70.37	17.04	5.19	3.70	0.00	0.00	1.48	0.00	2.22
	II	169	133	129	Snegur 75.97					24.03			
DIMITROVA	I	264	219	209	43.06	15.31	29.19	3.35	3.83	0.00	4.31	0.00	0.96
	II	263	224	216	Snegur 36.11					Lucinschi 63.89			
DOINA	I	957	653	620	6.29	3.55	79.84	1.77	5.97	0.16	0.32	0.65	1.45
	II	959	752	733	6.68					Lucinschi 93.32			
ENICHOI	I	711	596	577	65.16	5.20	23.40	3.47	1.73	0.17	0.35	0.00	0.52
	II	711	602	584	Snegur 57.02					Lucinschi 42.98			
FLOCOASA	I	431	394	387	32.04	4.39	50.39	3.62	4.13	0.52	1.81	0.26	2.84
	II	434	405	396	Snegur 37.37					Lucinschi 62.63			
GHIOLTOSU	I	733	555	535	64.30	11.78	14.39	4.67	1.68	0.00	0.75	0.00	2.43
	II	730	628	616	Snegur 66.07					Lucinschi 33.93			
GOTEȘTI	I	2724	1957	1856	45.85	7.38	26.24	7.33	9.75	0.54	1.89	0.22	0.81
	II	2782	1993	1928	Snegur 50.93					Lucinschi 49.07			
HARAGĂȘ	I	566	454	442	27.60	3.85	53.39	5.43	1.13	1.81	0.00	1.81	4.98
	II	559	393	387	Snegur 33.33					Lucinschi 66.67			
HĂNĂSENI	I	1108	869	800	37.75	31.50	14.50	6.25	3.00	1.25	3.00	1.00	1.75
	II	1064	794	768	Snegur 46.88					Lucinschi 53.13			
HĂRTOP	I	343	297	279	29.03	11.47	33.33	5.02	11.83	0.72	0.36	0.36	7.89
	II	345	294	287	Snegur 45.99					Lucinschi 54.01			
IEPURENI	I	586	481	467	58.46	17.34	15.63	3.85	1.07	0.00	1.07	0.64	1.93
	II	592	479	474	Snegur 71.73					Lucinschi 28.27			
LĂRGUȚA	I	1663	1087	1023	21.51	8.41	50.44	10.46	3.03	0.49	1.96	0.49	3.23
	II	1635	1063	1003	Snegur 33.50					Lucinschi 66.50			
LECA	I	332	281	262	53.05	3.44	7.63	22.52	7.25	0.38	0.76	0.00	4.96
	II	330	273	256	Snegur 71.09					Lucinschi 28.91			
LINGURA	I	650	575	562	65.66	20.64	8.72	1.60	0.36	0.53	1.42	0.18	0.89
	II	657	539	525	Snegur 71.43					Lucinschi 28.57			
PLEȘENI	I	721	648	624	26.44	37.18	24.68	3.37	4.49	0.64	0.80	0.16	2.24
	II	722	629	606	Snegur 30.03					Lucinschi 69.97			
PLOPI	I	572	426	394	20.30	4.06	55.33	3.55	11.17	0.00	2.03	0.51	3.05
	II	578	446	423	Snegur 18.91					Lucinschi 81.09			
PORUMBEȘTI	I	1033	730	676	23.22	12.87	48.82	4.73	5.92	0.74	2.22	0.15	1.33
	II	1032	659	633	Snegur 26.86					Lucinschi 73.14			
RUMEANȚEV	I	315	265	244	27.87	7.79	44.26	0.41	14.75	1.23	0.00	0.00	3.69
	II	317	271	233	Snegur 33.48					Lucinschi 66.52			

Locality name	Round	Registered voters	Participating registered voters	Valid votes cast	Mircea Snegur	Andrei Sangheli	Petru Lucinschi	Valeriu Matei	Vladimir Voronin	Iulia Gorea-Costin	Anatol Plugaru	Veronica Abramciuc	Marina Livijchi
SADÂC	I	1256	911	889	81.66	1.57	9.22	2.02	1.80	0.56	0.45	0.11	2.59
	II	1268	900	886	Snegur 82.17								17.83
STOIANOVCA	I	971	876	858	1.86	14.10	67.95	0.00	14.34	0.12	1.17	0.00	0.47
	II	1002	919	897	3.34 Lucinschi 96.66								
SUHAT	I	212	186	177	70.62	11.30	10.17	2.26	2.26	0.56	0.00	0.00	2.82
	II	206	177	172	Snegur 55.81 Lucinschi 44.19								
ŞAMALIA	I	746	661	628	86.94	2.39	3.82	2.55	0.32	0.48	0.96	0.48	2.07
	II	758	678	662	Snegur 92.30 7/70								
TARACLIA	I	140	124	115	74.78	0.00	11.30	2.61	6.96	0.87	0.87	0.00	2.61
	II	140	123	118	Snegur 59.32 Lucinschi 40.68								
TARACLIA	I	228	216	209	1.44	3.83	92.34	0.48	0.96	0.00	0.48	0.00	0.48
	II	228	207	198	3.03 Lucinschi 96.97								
TARTAU	I	1136	929	884	85.07	5.43	4.41	2.38	0.90	0.11	0.90	0.11	0.68
	II	1137	917	896	Snegur 87.39 12.61								
TOCENI	I	551	490	458	68.34	13.10	11.14	2.84	1.09	0.87	0.44	0.00	2.18
	II	551	475	461	Snegur 67.25 Lucinschi 32.75								
ȚĂRÂNCUȚA	I	476	431	385	35.58	29.87	17.40	11.17	0.26	1.04	1.82	0.00	2.86
	II	479	434	417	Snegur 33.09 Lucinschi 66.91								
ȚIGANCA	I	1293	911	855	49.59	11.93	28.07	5.96	1.99	0.12	0.47	0.47	1.40
	II	1307	941	915	Snegur 55.30 Lucinschi 44.70								
ȚOLICA	I	192	177	173	49.13	2.89	36.99	3.47	3.47	0.00	0.58	0.00	3.47
	II	193	180	173	Snegur 42.77 Lucinschi 57.23								
VÂLCELE	I	251	232	226	53.98	7.52	19.03	0.00	15.93	0.44	0.88	0.44	1.77
	II	258	217	213	Snegur 43.66 Lucinschi 56.34								
VICTOROVCA	I	884	829	800	8.75	5.38	78.25	0.38	6.00	0.00	0.63	0.00	0.63
	II	906	862	848	7.08 Lucinschi 92.92								
VIȘNIOVCA	I	1066	806	775	39.87	7.35	21.16	4.13	20.77	0.39	1.55	0.39	4.39
	II	1071	829	810	Snegur 40.00 Lucinschi 60.00								



CĂINARI

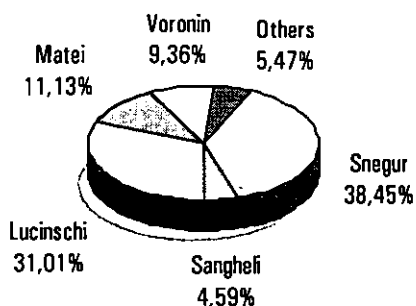
° DISTRICT

- Surface area, km² 680
- Distance from capital, km 50

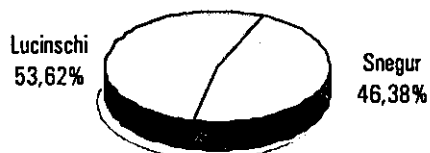
	I round	II round
● Number of registered voters ...	25761	25865
● Number of participating registered voters	18903	18528
● Percent of participating registered voters	73.38	71.63
● Number of valid votes cast	18074	18007

RESULTS OF THE ELECTION

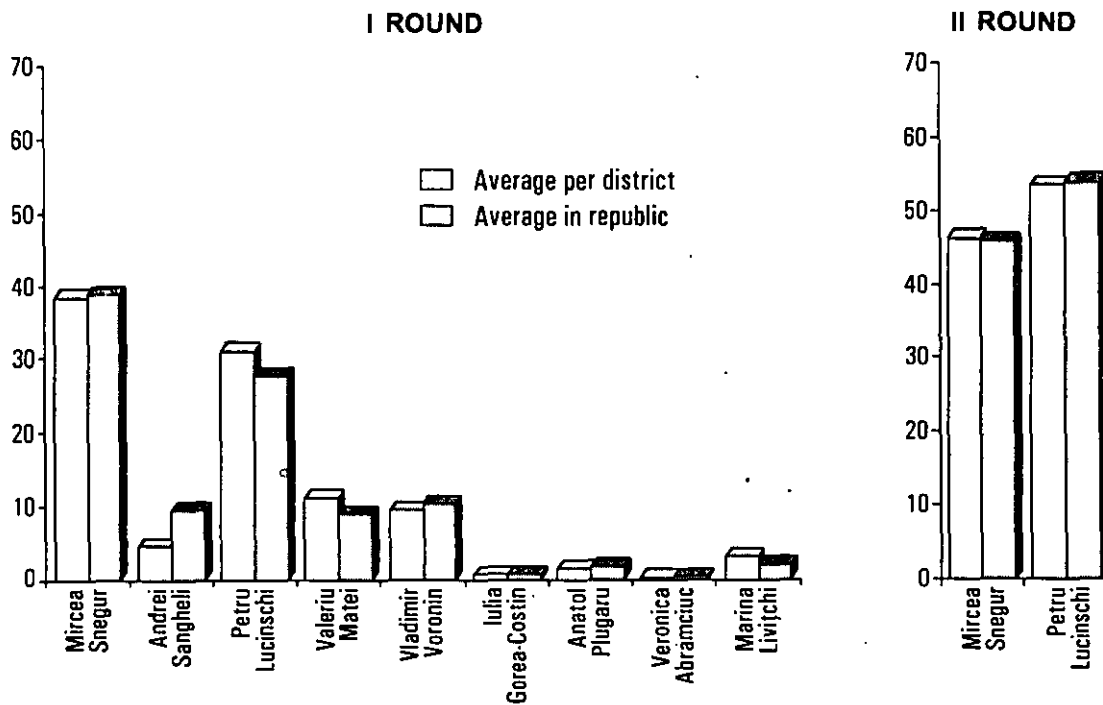
I ROUND



II ROUND



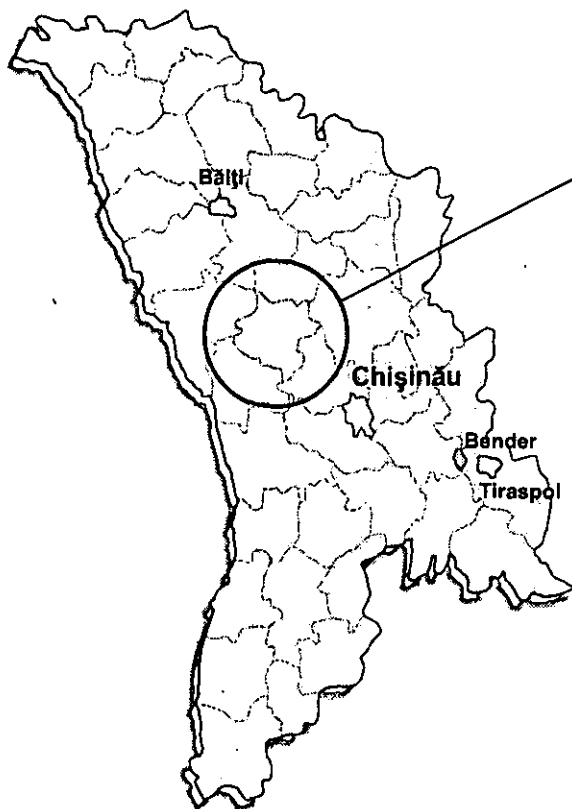
No.	Candidates	I round		II round	
		No. of votes	% of total	No. of votes	% of total
1.	Mircea Snegur	6949	38.45	8352	46.38
2.	Andrei Sangheli	830	4.59		
3.	Petru Lucinschi	5604	31.01	9655	53.62
4.	Valeriu Matei	2012	11.13		
5.	Vladimir Voronin	1691	9.36		
6.	Iulia Gorea-Costin	129	0.71		
7.	Anatol Plugaru	263	1.46		
8.	Veronica Abramciuc	43	0.24		
9.	Marina Livitchi	553	3.06		



VOTES ACCUMULATED IN LOCALITIES

Locality name	Round	Registered voters	Participating registered voters	Valid votes cast	Mircea Snegur	Andrei Sangheli	Petru Lucinschi	Valeriu Matei	Vladimir Voronin	Iulia Gorea-Costin	Anatol Plugaru	Veronica Abramciuc	Marina Livitchi
BAIMACLIA	I	1261	889	816	35.05	5.39	31.37	22.43	1.35	0.61	2.70	0.00	1.10
	II	1275	895	867	Snegur 42.79				Lucinschi 57.21				
BATĂR	I	1656	1126	1069	82.97	2.43	8.98	4.30	0.37	0.09	0.28	0.00	0.56
	II	1660	1150	1121	Snegur 80.37				19.63				
BAURCI	I	303	266	255	9.80	13.33	46.27	0.78	25.49	0.00	2.75	0.00	1.57
	II	306	282	279	5.02				Lucinschi 94.98				
CĂINARI	I	2943	1980	1878	26.78	3.09	29.82	17.31	17.25	0.69	1.22	0.48	3.35
	II	2976	1776	1724	Snegur 39.79				Lucinschi 60.21				
CĂRBUNA	I	1267	828	772	38.34	2.59	46.76	6.61	2.59	0.65	1.30	0.13	1.04
	II	1249	808	789	Snegur 39.80				Lucinschi 60.20				
CĂRNĂȚENII NOI	I	880	761	730	38.63	2.60	28.77	21.78	1.92	1.23	1.23	0.00	3.84
	II	885	613	597	Snegur 50.59				Lucinschi 49.41				
CHIRCĂEȘȚII NOI	I	677	559	539	35.62	15.21	15.58	6.12	19.11	0.56	1.48	1.11	5.19
	II	673	546	535	Snegur 37.38				Lucinschi 62.62				
CIGĂRLENI	I	1292	1005	962	36.90	2.39	33.26	8.52	0.83	1.14	2.49	0.00	14.45
	II	1297	953	924	Snegur 49.89				Lucinschi 50.11				
CIUFLEȘȚI	I	801	651	621	47.02	4.51	21.74	18.52	3.70	1.45	0.64	0.48	1.93
	II	801	638	627	Snegur 63.80				Lucinschi 36.20				
CODRENI	I	424	359	346	21.10	2.02	52.02	13.29	1.16	0.29	0.87	0.58	8.67
	II	426	338	332	Snegur 41.57				Lucinschi 58.43				
CONSTANTINOVCA	I	532	488	482	1.24	8.92	23.86	1.24	62.86	0.00	0.00	0.00	1.87
	II	531	510	503	1.39				Lucinschi 98.61				

Locality name	Round	Registered voters	Participating registered voters	Valid votes cast	Mircea Snegur	Andrei Sangheli	Petru Lucinschi	Valeriu Matei	Vladimir Voronin	Iulia Gorea-Costin	Anatol Plugaru	Veronica Abramciuc	Marina Livitchi
COȘCALIA	I	1506	1076	1031	45.97	3.20	14.65	14.06	15.03	2.23	2.23	0.68	1.94
	II	1509	1200	1173	Snegur 58.06					Lucinschi 41.94			
GANGURA	I	1232	990	943	28.42	2.44	58.43	3.39	6.04	0.32	0.42	0.11	0.42
	II	1262	917	878	Snegur 36.90					Lucinschi 63.10			
LARGA	I	265	238	236	0.42	14.83	50.42	0.00	34.32	0.00	0.00	0.00	0.00
	II	261	243	241	0.41					Lucinschi 99.59			
MILEȘTII NOI	I	249	197	186	66.13	9.14	18.82	3.23	0.00	0.00	0.00	0.00	2.69
	II	249	214	206	Snegur 83.50					16.50			
MISOVCA	I	374	342	334	17.66	1.20	75.45	1.20	3.59	0.00	0.60	0.00	0.30
	II	373	355	352	11.08					Lucinschi 88.92			
NICOLAEVCA	I	120	112	112	1.79	19.64	67.86	0.89	4.46	2.68	0.00	0.00	2.68
	II	122	116	115	0.00					Lucinschi 100.0			
OCHIUL ROȘ	I	386	287	282	5.67	3.90	82.62	1.77	3.55	0.00	0.35	0.00	2.13
	II	388	334	326	8.90					Lucinschi 91.10			
PERVOMAISC	I	513	455	448	10.04	2.01	17.19	2.68	62.50	0.45	1.12	0.22	3.79
	II	512	448	441	9.98*					Lucinschi 90.02			
PLOP	I	383	374	354	39.27	6.78	45.48	3.39	1.41	0.00	0.56	0.00	3.11
	II	385	318	308	Snegur 37.99					Lucinschi 62.01			
RĂZENI	I	4060	2640	2563	57.35	2.81	21.62	7.22	4.21	0.51	3.00	0.16	3.12
	II	4084	2833	2713	Snegur 63.91					Lucinschi 36.09			
SĂLCUȚA NOUĂ	I	178	178	176	67.05	1.70	20.45	9.09	0.57	0.00	0.00	0.00	1.14
	II	177	144	141	Snegur 50.35					Lucinschi 49.65			
SURCHICENI	I	336	251	232	72.41	4.74	17.67	3.88	1.29	0.00	0.00	0.00	0.00
	II	337	257	244	Snegur 68.03					Lucinschi 31.97			
TARACLIA	I	2941	2011	1890	39.84	2.33	25.29	24.76	2.70	1.11	1.80	0.37	1.80
	II	2944	1756	1693	Snegur 61.55					Lucinschi 38.45			
VĂRATIC	I	578	335	321	25.55	4.05	47.35	12.77	3.43	0.31	0.62	0.00	5.92
	II	581	335	335	Snegur 31.64					Lucinschi 68.36			
ZLOȚI	I	189	153	151	19.87	1.32	51.66	10.60	9.93	3.31	0.00	0.00	3.31
	II	187	160	156	16.03					Lucinschi 83.97			
ZOLOTIEVCA	I	415	352	345	1.16	35.65	50.72	3.48	5.22	0.29	0.00	0.58	2.90
	II	415	389	387	1.81					Lucinschi 98.19			

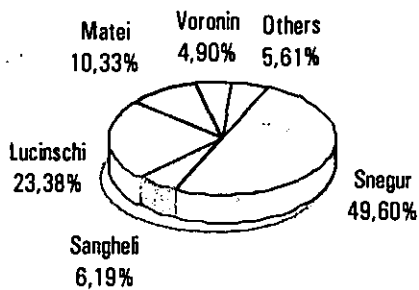


CĂLĂRAȘI DISTRICT


⊙ Surface area, km ²	760	
⊙ Distance from capital, km	49	
	I round	II round
⊙ Number of registered voters ...	53470	53723
⊙ Number of participating registered voters	36210	36222
⊙ Percent of participating registered voters	67.72	67.42
⊙ Number of valid votes cast	33528	35111

RESULTS OF THE ELECTION

I ROUND

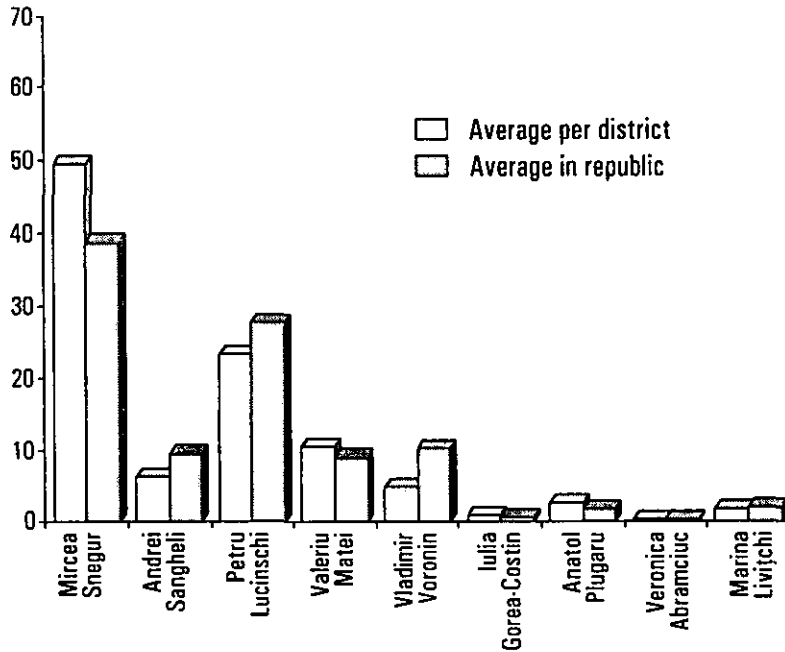


II ROUND

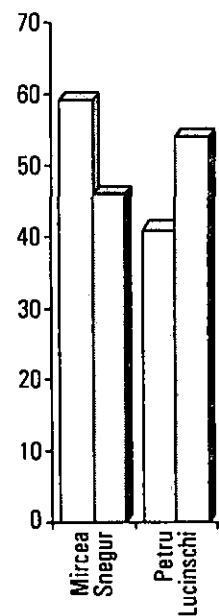


No.	Candidates	I round		II round	
		No. of votes	% of total	No. of votes	% of total
1.	Mircea Snegur	16629	49.60	20687	58.92
2.	Andrei Sangheli	2077	6.19		
3.	Petru Lucinschi	7838	23.38	14424	41.08
4.	Valeriu Matei	3462	10.33		
5.	Vladimir Voronin	1642	4.90		
6.	Iulia Gorea-Costin	319	0.95		
7.	Anatol Plugaru	880	2.62		
8.	Veronica Abramciuc	113	0.34		
9.	Marina Livitchi	568	1.69		

I ROUND



II ROUND



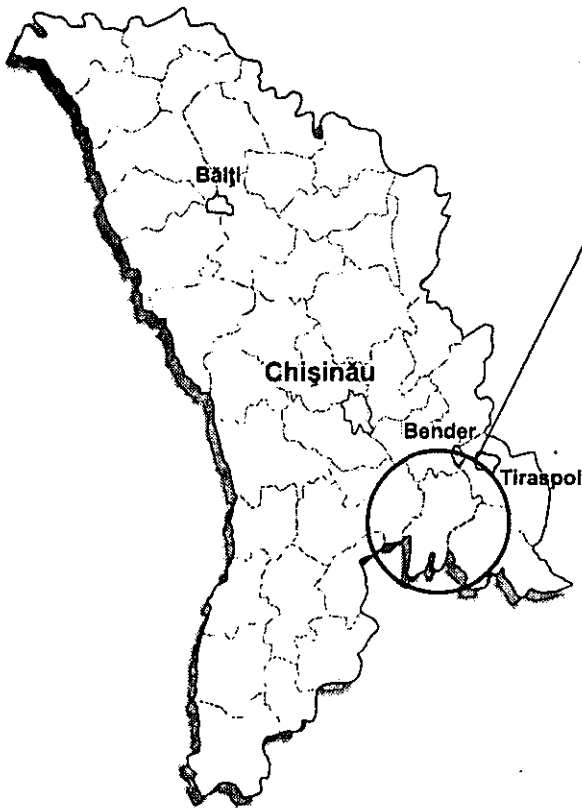
VOTES ACCUMULATED IN LOCALITIES

Locality name	Round	Registered voters	Participating registered voters	Valid votes cast	Mircea Snegur	Andrei Sangheli	Petru Lucinschi	Valeriu Matei	Vladimir Voronin	Iulia Gorea-Costin	Anatol Plugaru	Veronica Abramciuc	Marina Livitchi
BAHMUT	I	1477	873	795	44.15	7.92	22.01	8.43	4.15	9.06	1.13	0.38	2.77
	II	1479	834	807	Snegur 52.66						Lucinschi 47.34		
BAHU	I	396	325	305	82.30	1.31	5.57	8.20	0.33	0.66	1.64	0.00	0.00
	II	404	365	360	Snegur 88.33						11.67		
BRAVICEA	I	2331	1484	1365	57.07	2.49	24.47	7.84	2.27	1.25	1.68	0.07	2.86
	II	2334	1534	1505	Snegur 61.93						Lucinschi 38.07		
BUDA	I	730	487	455	70.11	3.08	13.19	8.35	2.42	1.76	1.10	0.00	0.00
	II	721	475	458	Snegur 75.98						24.02		
CĂBĂIEȘTI	I	741	558	526	58.17	17.68	3.99	10.84	4.75	1.33	0.57	0.19	2.47
	II	740	501	485	Snegur 68.87						Lucinschi 31.13		
CĂLĂRAȘI	I	10274	6848	6507	38.56	3.26	30.64	9.87	10.90	0.66	4.06	0.54	1.52
	II	10597	7093	6929	Snegur 49.07						Lucinschi 50.93		
DERENEU	I	1090	837	786	69.59	1.65	14.50	6.36	3.05	0.38	3.05	0.00	1.40
	II	1092	856	833	Snegur 74.55						Lucinschi 25.45		
FRUMOASA	I	418	312	295	41.36	5.08	27.46	16.61	2.03	0.34	2.71	1.36	3.05
	II	416	270	263	Snegur 60.08						Lucinschi 39.92		
HÂRBOVĂȚ	I	561	461	441	58.05	5.22	22.00	3.17	6.58	1.13	2.27	0.23	1.36
	II	562	492	486	Snegur 61.11						Lucinschi 38.89		
HÂRJĂUCA	I	661	489	444	9.68	9.46	59.68	5.63	9.46	0.68	2.70	0.90	1.80
	II	650	504	487	16.63						Lucinschi 83.37		
HIROVA	I	1175	748	716	45.81	1.96	28.21	6.56	12.29	1.12	1.40	0.14	2.51
	II	1183	777	765	Snegur 60.26						Lucinschi 39.74		

Locality name	Round	Registered voters	Participating registered voters	Valid votes cast	Mircea Snegur	Andrei Sangheli	Petru Lucinschi	Valeriu Matei	Vladimir Voronin	Iulia Gorea-Costin	Anatol Plugaru	Veronica Abramciuc	Marina Livijchi
HOGINEȘTI	I	1283	963	674	29.53	21.51	33.53	5.93	4.75	0.74	2.23	0.59	1.19
	II	1240	915	880	Snegur 49.66					Lucinschi 50.34			
HORODIȘTE	I	1917	1429	1302	54.07	14.59	19.05	6.84	3.30	0.61	0.92	0.00	0.61
	II	1908	1314	1268	Snegur 55.21					Lucinschi 44.79			
LEORDOAIA	I	252	209	201	47.76	11.94	11.44	20.90	3.48	1.00	1.49	0.00	1.99
	II	250	194	189	Snegur 65.08					Lucinschi 34.92			
MÂNDRA	I	634	434	414	7.25	3.86	74.88	0.24	6.76	0.48	0.97	0.97	4.59
	II	650	469	459	7.19					Lucinschi 92.81			
MELEȘENI	I	1068	787	726	36.09	10.61	30.30	13.36	3.44	1.52	2.62	0.83	1.24
	II	1056	740	712	Snegur 49.30					Lucinschi 50.70			
NIȘCANI	I	1284	1046	986	59.74	5.38	20.69	7.71	3.04	0.51	1.83	0.20	0.91
	II	1283	960	929	Snegur 63.62					Lucinschi 36.38			
NOVACI	I	571	468	415	43.37	9.16	29.64	5.54	5.54	0.96	3.37	0.48	1.93
	II	573	475	457	Snegur 40.48					Lucinschi 59.52			
ONIȘCANI	I	1065	800	748	67.91	4.81	11.76	8.82	1.34	0.40	2.67	0.27	2.01
	II	1068	729	710	Snegur 75.92					24.08			
PALANCA	I	730	587	557	6.46	9.52	72.17	1.26	4.49	1.26	2.69	0.18	1.97
	II	724	610	606	6.77					Lucinschi 93.23			
PARCANI	I	257	197	190	4.74	3.16	64.21	5.79	16.84	0.00	2.63	0.53	2.11
	II	261	206	206	11.17					Lucinschi 88.83			
PĂULEȘTI	I	774	576	544	70.77	3.49	17.10	2.76	1.47	0.92	2.02	0.00	1.47
	II	779	573	554	Snegur 74.73					Lucinschi 25.27			
PÂRJOLTENI	I	1362	999	934	53.21	24.73	11.35	6.10	2.03	0.64	1.07	0.00	0.86
	II	1361	944	909	Snegur 57.10					Lucinschi 42.90			
PETICENI	I	783	629	578	49.48	12.46	11.76	22.15	1.90	0.17	1.21	0.00	0.87
	II	776	610	586	Snegur 67.75					Lucinschi 32.25			
PITUȘCA	I	2247	1439	1275	62.90	4.71	13.65	7.29	5.25	1.10	3.29	0.31	1.49
	II	2233	1426	1351	Snegur 64.69					Lucinschi 35.31			
RASSVET	I	239	185	181	27.07	6.08	45.30	2.76	16.57	0.55	1.10	0.55	0.00
	II	234	174	170	Snegur 22.35					Lucinschi 77.65			
RĂCIULA	I	1467	1002	938	64.39	3.09	11.41	15.03	2.67	0.85	0.96	0.21	1.39
	II	1481	1087	1047	Snegur 80.42					19.58			
RĂDENI	I	1190	750	681	63.14	13.07	14.39	5.29	1.62	0.00	1.32	0.29	0.88
	II	1191	735	704	Snegur 67.61					Lucinschi 32.39			
SADOVA	I	2138	1491	1410	37.59	1.84	29.50	23.48	1.63	0.71	3.62	0.21	1.42
	II	2038	1512	1459	Snegur 59.49					Lucinschi 40.51			
SĂSENI	I	1179	864	798	53.26	12.03	20.55	9.02	1.00	0.00	2.51	0.50	1.13
	II	1179	906	879	Snegur 56.43					Lucinschi 43.57			
SELIȘTEA NOUĂ	I	1036	602	559	54.03	2.68	17.71	12.16	5.01	1.79	3.04	0.54	3.04
	II	1051	610	599	Snegur 58.43					Lucinschi 41.57			
SIOTENI	I	4823	2554	2341	53.14	2.61	25.76	8.93	1.84	0.90	4.14	0.34	2.35
	II	4860	2536	2423	Snegur 63.81					Lucinschi 36.19			
TEMELEUȚI	I	981	812	756	76.59	3.70	9.39	6.88	0.66	0.53	1.06	0.00	1.19
	II	976	756	736	Snegur 81.66					18.34			

Locality name	Round	Registered voters	Participating registered voters	Valid votes cast	Mircea Snegur	Andrei Sangheli	Petru Lucinschi	Valeriu Matei	Vladimir Voronin	Iulia Gorea-Costin	Anatol Plugaru	Veronica Abramciuc	Marina Livijchi
TUZARA	I	522	366	334	51.50	2.40	26.05	10.18	4.79	0.30	2.99	0.00	1.80
	II	523	373	364	Snegur 60.16						Lucinschi 39.84		
ȚIBIRICA	I	1673	1243	1150	63.91	8.96	11.04	7.22	3.22	0.35	1.57	0.70	3.04
	II	1683	1120	1071	Snegur 71.99						Lucinschi 28.01		
VĂLCINEȚ	I	3165	1749	1627	43.15	3.20	11.49	33.07	1.97	0.98	3.87	0.31	1.97
	II	3185	1960	1890	Snegur 73.49						Lucinschi 26.51		
VĂRZĂREȘTI NOI	I	976	607	574	80.66	2.09	5.23	4.70	4.36	0.35	1.39	0.17	1.05
	II	982	587	575	Snegur 85.04								14.96

CĂUȘENI DISTRICT

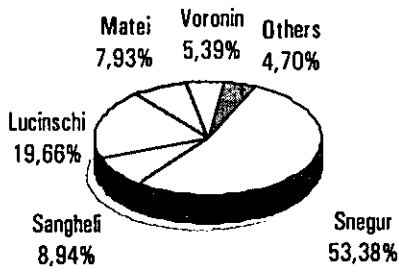


- Surface area, km² 820
- Distance from capital, km 88

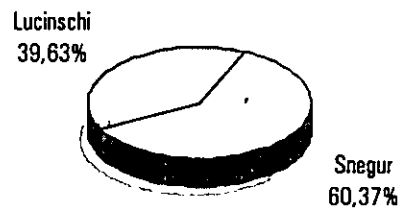
	I round	II round
● Number of registered voters ...	46661	48114
● Number of participating registered voters	31328	32858
● Percent of participating registered voters	67.14	68.29
● Number of valid votes cast	29861	32003

RESULTS OF THE ELECTION

I ROUND

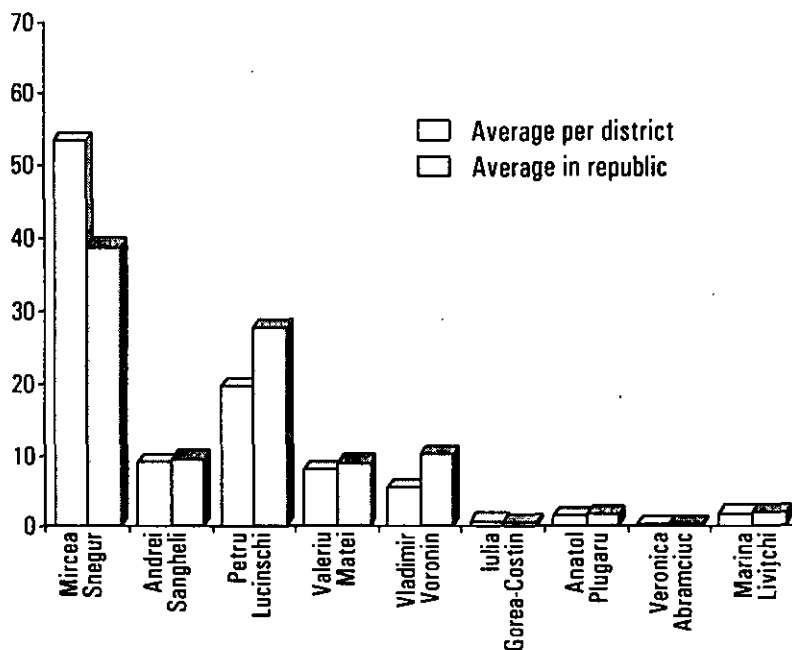


II ROUND

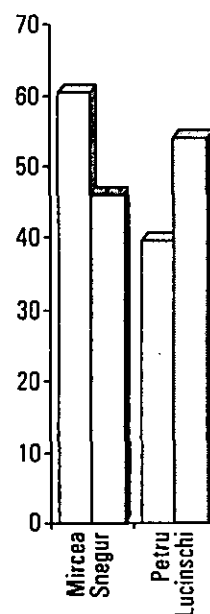


No.	Candidates	I round		II round	
		No. of votes	% of total	No. of votes	% of total
1.	Mircea Snegur	15939	53.38	19321	60.37
2.	Andrei Sangheli	2671	8.94		
3.	Petru Lucinschi	5872	19.66	12682	39.63
4.	Valeriu Matei	2368	7.93		
5.	Vladimir Voronin	1609	5.39		
6.	Iulia Gorea-Costin	249	0.83		
7.	Anatol Plugaru	480	1.61		
8.	Veronica Abramciuc	94	0.31		
9.	Marina Livițchi	579	1.94		

I ROUND



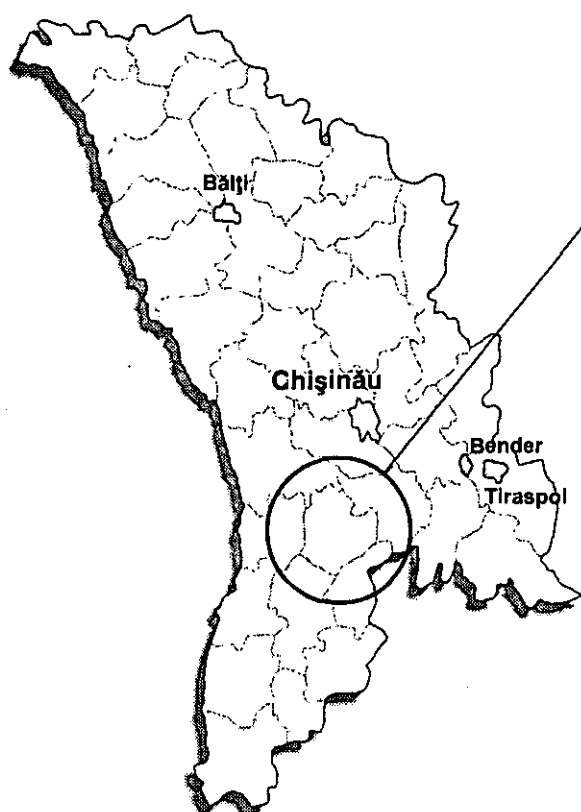
II ROUND



VOTES ACCUMULATED IN LOCALITIES

Locality name	Round	Registered voters	Participating registered voters	Valid votes cast	Mircea Snegur	Andrei Sangheli	Petru Lucinschi	Valeriu Matei	Vladimir Voronin	Iulia Gorea-Costin	Anatol Plugaru	Veronica Abramciuc	Marina Livitchi
BACCELIA	I	1206	867	828	56.52	2.90	15.70	8.57	4.71	1.33	4.11	0.48	5.68
	II	1208	926	912	Snegur 63.71				Lucinschi 36.29				
CĂUȘENI	I	10696	7844	7396	44.08	4.19	28.06	8.96	10.71	0.78	1.14	0.42	1.66
	II	11631	8496	8252	Snegur 53.50				Lucinschi 46.50				
CĂRNĂȚENI	I	1782	1397	1340	44.33	16.27	11.64	11.87	11.94	1.57	1.04	0.22	1.12
	II	1794	1347	1314	Snegur 61.19				Lucinschi 38.81				
CHIRCĂEȘTI	I	2724	1814	1728	70.37	0.93	4.40	17.77	1.62	1.16	1.39	0.46	1.91
	II	2755	2097	2035	Snegur 83.14				16.86				
COPANCA-3	I	4153	2285	2199	41.06	35.29	15.10	2.23	1.82	1.73	1.91	0.18	0.68
	II	4274	2510	2460	Snegur 44.02				Lucinschi 55.98				
FĂRLĂDENI	I	3392	1826	1755	75.10	5.53	8.26	3.36	2.22	0.51	2.11	0.11	2.79
	II	3527	2207	2152	Snegur 73.09				Lucinschi 26.91				
FĂRLĂDENII NOI	I	236	194	189	81.48	2.12	7.94	4.76	1.59	0.53	0.53	0.00	1.06
	II	238	193	192	Snegur 82.29				17.71				
GRIGORIEVCA	I	848	672	647	9.58	22.87	35.39	0.46	29.98	0.15	0.31	0.46	0.77
	II	853	706	699	8.15				Lucinschi 91.85				
HAGIMUS	I	2085	1542	1477	49.83	10.43	20.38	13.07	2.17	0.61	1.56	0.34	1.62
	II	2103	1421	1355	Snegur 62.29				Lucinschi 37.71				
MARIÂNCA DE SUS	I	76	67	63	23.81	3.17	66.67	1.59	1.59	0.00	0.00	3.17	0.00
	II	78	68	63	Snegur 61.90				Lucinschi 38.10				
OPACI	I	2071	1536	1475	61.29	6.31	19.93	7.53	0.81	0.41	1.36	0.27	2.10
	II	2101	1454	1434	Snegur 72.11				Lucinschi 27.89				

Locality name	Round	Registered voters	Participating registered voters	Valid votes cast	Mircea Snegur	Andrei Sangheli	Petru Lucinschi	Valeriu Matei	Vladimir Voronin	Iulia Gorea-Costin	Anatol Plugaru	Veronica Abramciuc	Marina Livitchi
PLOP-ȘTIUBEI	I	1008	676	656	75.61	4.73	8.54	4.73	0.91	0.46	1.07	0.15	3.81
	II	1011	729	721	Snegur 87.38								12.62
SĂIȚI	I	1640	1111	1069	54.44	23.85	11.79	5.80	0.65	0.47	0.94	0.00	2.06
	II	1624	1206	1182	Snegur 59.22								Lucinschi 40.78
SĂLCUȚA	I	3114	1881	1766	33.47	4.47	33.47	15.01	2.89	1.19	4.93	0.28	4.30
	II	3162	1790	1717	Snegur 52.94								Lucinschi 47.06
ȘTEFĂNEȘTI	I	98	74	67	46.27	4.48	17.91	8.96	14.93	0.00	5.97	0.00	1.49
	II	97	69	67	Snegur 61.19								Lucinschi 38.81
TĂNĂTARI	I	1952	1384	1340	83.06	4.70	4.78	5.00	0.37	0.67	0.75	0.15	0.52
	II	1969	1407	1386	Snegur 85.14								14.86
TĂNĂTARI NOI	I	382	312	308	78.57	0.97	10.39	1.95	4.87	0.32	1.62	0.00	1.30
	II	392	295	284	Snegur 81.69								18.31
TOCUZ	I	2897	1587	1540	71.17	5.06	11.10	5.00	2.79	0.78	2.08	0.13	1.88
	II	2950	1837	1793	Snegur 72.84								Lucinschi 27.16
TRICOLICI	I	61	57	55	5.45	0.00	92.73	0.00	1.82	0.00	0.00	0.00	0.00
	II	62	57	57	1.75								Lucinschi 98.25
UCRAINCA	I	1273	1075	997	25.78	5.92	51.35	3.81	8.93	0.60	0.70	1.20	1.71
	II	1274	1014	968	Snegur 23.14								Lucinschi 76.86
URSOAIA	I	1797	1141	1108	67.24	3.25	22.11	4.69	0.99	0.36	0.45	0.00	0.90
	II	1812	1131	1115	Snegur 56.86								Lucinschi 43.14
ZAIM	I	3118	1934	1806	63.84	9.41	12.02	7.70	1.72	0.78	1.77	0.33	2.44
	II	3149	1849	1796	Snegur 65.65								Lucinschi 34.35
ZVIOZDOCICA	I	52	52	52	0.00	100.0	0.00	0.00	0.00	0.00	0.00	0.00	0.00
	II	50	49	49	10.20								Lucinschi 89.80

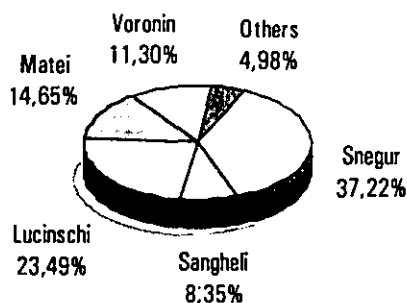


CIMIȘLIA DISTRICT

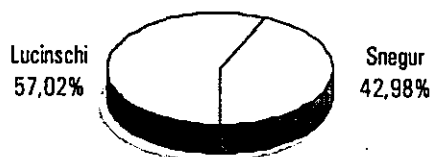
● Surface area, km ²	820	
● Distance from capital, km	75	
	I round	II round
● Number of registered voters ...	37756	38064
● Number of participating registered voters	26877	26602
● Percent of participating registered voters	71.19	69.89
● Number of valid votes cast	25560	25832

RESULTS OF THE ELECTION

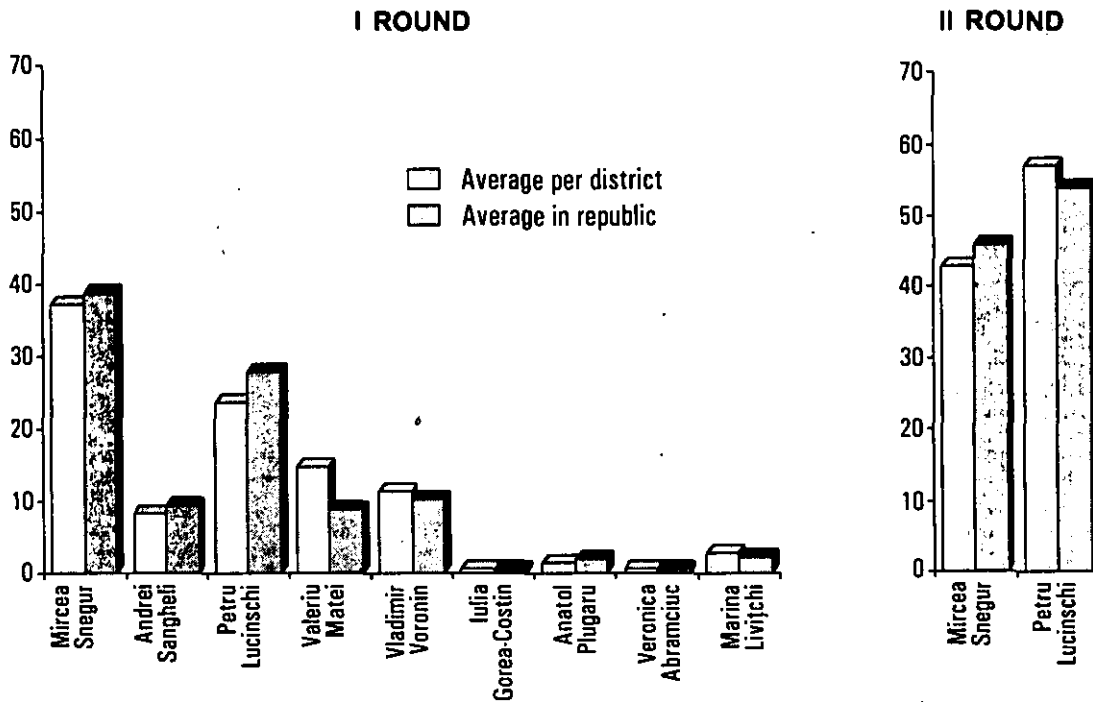
I ROUND



II ROUND



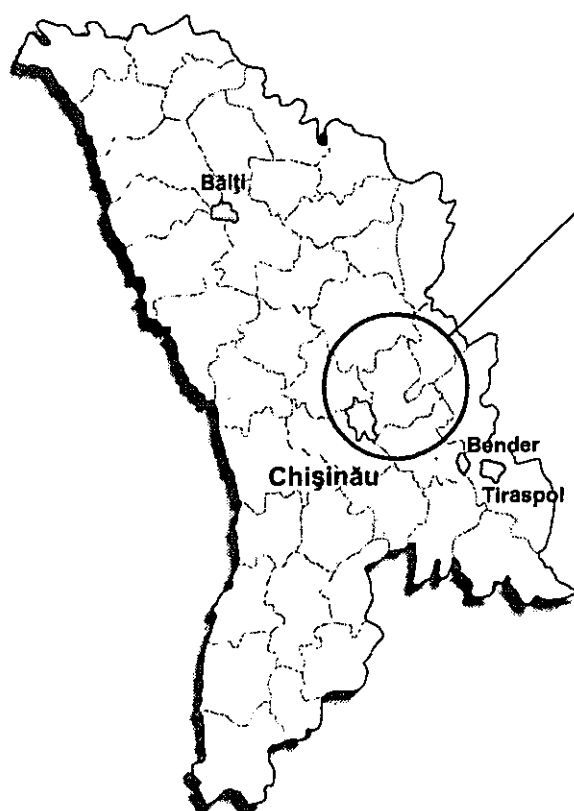
No.	Candidates	I round		II round	
		No. of votes	% of total	No. of votes	% of total
1.	Mircea Snegur	9514	37.22	11103	42.98
2.	Andrei Sangheli	2135	8.35		
3.	Petru Lucinschi	6005	23.49	14729	57.02
4.	Valeriu Matei	3745	14.65		
5.	Vladimir Voronin	2888	11.30		
6.	Iulia Gorea-Costin	126	0.49		
7.	Anatol Plugaru	323	1.26		
8.	Veronica Abramciuc	110	0.43		
9.	Marina Livitchi	714	2.79		



VOTES ACCUMULATED IN LOCALITIES

Locality name	Round	Registered voters	Participating registered voters	Valid votes cast	Mircea Snegur	Andrei Sangheli	Petru Lucinschi	Valeriu Matei	Vladimir Voronin	Iulia Gorea-Costin	Anatol Plugaru	Veronica Abramciuc	Marina Livitchi
ALBINA	I	609	511	488	4.92	1.23	87.30	1.64	1.23	0.20	0.20	0.41	2.87
	II	616	536	525	7.05								Lucinschi 92.95
BOGDANOVCA NOUA	I	178	146	137	2.92	13.14	20.44	7.30	54.01	0.00	0.00	2.19	0.00
	II	178	155	153	8.50								Lucinschi 91.50
BOGDANOVCA VECHE	I	950	640	587	3.41	34.24	22.66	2.04	32.54	0.00	0.17	4.77	0.17
	II	964	636	594	3.03								Lucinschi 96.97
CENAC	I	1280	1036	1002	47.70	4.29	19.26	20.96	5.49	0.70	0.70	0.20	0.70
	II	1281	956	946	Snegur 57.51								Lucinschi 42.49
CIMIŞLIA	I	8987	5999	5735	40.80	5.02	24.36	13.18	11.86	0.63	1.33	0.37	2.46
	II	9189	6111	5972	Snegur 47.54								Lucinschi 52.46
CIUCUR-MINGIR	I	1243	950	905	37.57	21.22	12.38	23.65	3.09	0.11	0.22	0.33	1.44
	II	1246	1018	986	Snegur 52.43								Lucinschi 47.57
COŞTANGALIA	I	496	436	425	54.12	3.53	22.59	6.59	4.47	0.47	0.94	0.24	7.06
	II	497	434	426	Snegur 45.07								Lucinschi 54.93
DIMITROVCA	I	228	197	188	42.55	1.06	20.74	1.60	30.32	0.00	0.00	0.53	3.19
	II	228	188	188	Snegur 20.74								Lucinschi 79.26
ECATERINOVCA	I	690	528	502	13.55	5.78	30.08	6.18	39.24	0.80	1.39	1.00	1.99
	II	698	532	518	Snegur 19.69								Lucinschi 80.31
FETIŢA	I	282	251	238	56.72	2.94	21.85	13.03	2.52	0.00	0.84	0.42	1.68
	II	279	240	233	Snegur 56.22								Lucinschi 43.78
GRADIŞTE	I	1381	956	898	52.23	4.12	20.49	12.03	7.02	1.00	0.11	0.22	2.78
	II	1381	938	907	Snegur 52.81								Lucinschi 47.19

Locality name	Round	Registered voters	Participating registered voters	Valid votes cast	Mircea Snegur	Andrei Sangheli	Petru Lucinschi	Valeriu Matei	Vladimir Voronin	Iulia Gorea-Costin	Anatol Plugaru	Veronica Abramciuc	Marina Livitchi
GURA GALBENEI	I	3801	2257	2171	56.24	3.45	21.97	9.72	2.16	0.28	2.58	0.09	3.50
	II	3810	2046	1987	Snegur 54.45					Lucinschi 45.55			
HÂRTOP	I	1360	1015	948	23.10	1.37	33.23	20.15	16.24	1.16	2.11	0.74	1.90
	II	1367	988	950	Snegur 29.16					Lucinschi 70.84			
IALPUG	I	292	253	245	19.59	2.86	56.33	4.49	14.29	0.00	0.00	0.00	2.45
	II	291	267	259	10.81					Lucinschi 89.19			
IALPUGENI	I	815	477	461	28.42	6.07	47.94	10.20	3.04	0.43	3.04	0.43	0.43
	II	814	456	445	Snegur 31.01					Lucinschi 68.99			
IURIEVCA	I	374	282	266	3.01	25.56	5.64	0.75	63.16	0.75	0.38	0.75	0.00
	II	373	319	314	2.87					Lucinschi 97.13			
IVANOVCA NOUĂ	I	532	457	430	40.47	0.23	41.63	13.72	0.23	0.47	0.70	0.00	2.56
	II	544	450	439	Snegur 53.30					Lucinschi 46.70			
JAVGUR	I	1102	839	771	59.01	8.04	20.88	9.73	0.39	0.26	0.26	0.13	1.30
	II	1106	815	784	Snegur 45.92					Lucinschi 54.08			
LIPOVENI	I	900	693	637	15.07	33.44	15.54	16.64	16.33	0.47	0.63	0.63	1.26
	II	902	688	667	Snegur 18.74					Lucinschi 81.26			
MARIENFELD	I	385	287	284	33.10	9.51	18.66	25.35	11.27	0.70	1.06	0.00	0.35
	II	388	295	290	Snegur 43.79					Lucinschi 56.21			
MAXIMENI	I	394	317	296	11.15	21.28	60.14	2.03	3.72	0.00	0.34	0.34	1.01
	II	394	339	332	11.14					Lucinschi 88.86			
MERENI	I	507	480	466	50.86	4.72	9.66	33.26	0.43	0.43	0.21	0.00	0.43
	II	505	472	461	Snegur 71.80					Lucinschi 28.20			
MIHAILOVCA	I	2366	1700	1624	20.38	7.20	16.07	11.51	40.58	0.43	0.99	0.43	2.40
	II	2378	1613	1564	Snegur 31.14					Lucinschi 68.86			
MUNTENI	I	349	281	265	18.49	41.51	10.94	18.87	4.91	0.38	1.89	0.75	2.26
	II	343	286	282	Snegur 23.76					Lucinschi 76.24			
PORUMBREI	I	849	696	660	23.48	6.52	17.88	46.21	3.03	0.15	0.61	0.45	1.67
	II	852	683	668	Snegur 32.34					Lucinschi 67.66			
SAGAIAC	I	1559	1124	1049	52.62	14.11	14.11	6.58	1.43	0.57	0.67	0.19	9.72
	II	1579	1172	1074	Snegur 49.72					Lucinschi 50.28			
SATUL NOU	I	1363	985	934	27.73	5.67	12.31	35.33	6.21	0.54	5.35	0.43	6.42
	II	1348	924	895	Snegur 65.03					Lucinschi 34.97			
SCHINOȘICA	I	91	81	77	15.58	27.27	22.08	29.87	0.00	0.00	0.00	0.00	5.19
	II	90	84	80	11.25					Lucinschi 88.75			
SELEMET	I	2659	1590	1519	43.98	9.61	22.45	15.34	2.24	0.79	1.65	0.07	3.88
	II	2676	1554	1523	Snegur 57.06					Lucinschi 42.94			
SURIC	I	560	444	428	35.75	2.80	28.97	23.60	3.04	0.23	0.70	0.47	4.44
	II	557	448	433	Snegur 49.42					Lucinschi 50.58			
TOPALA	I	657	544	530	64.72	3.96	10.57	16.04	1.32	0.00	0.94	0.00	2.45
	II	664	501	492	Snegur 72.36					Lucinschi 27.64			
VALEA PERJEI	I	517	425	394	22.34	11.93	26.40	4.06	30.96	0.25	0.51	0.25	3.30
	II	526	458	445	Snegur 24.72					Lucinschi 75.28			




CRIOLENI DISTRICT


● Surface area, km ²	850	
● Distance from capital, km	43	
	I round	II round
● Number of registered voters ...	54999	55473
● Number of participating registered voters	36346	40157
● Percent of participating registered voters	66.08	72.39
● Number of valid votes cast	34652	38830

RESULTS OF THE ELECTION

I ROUND

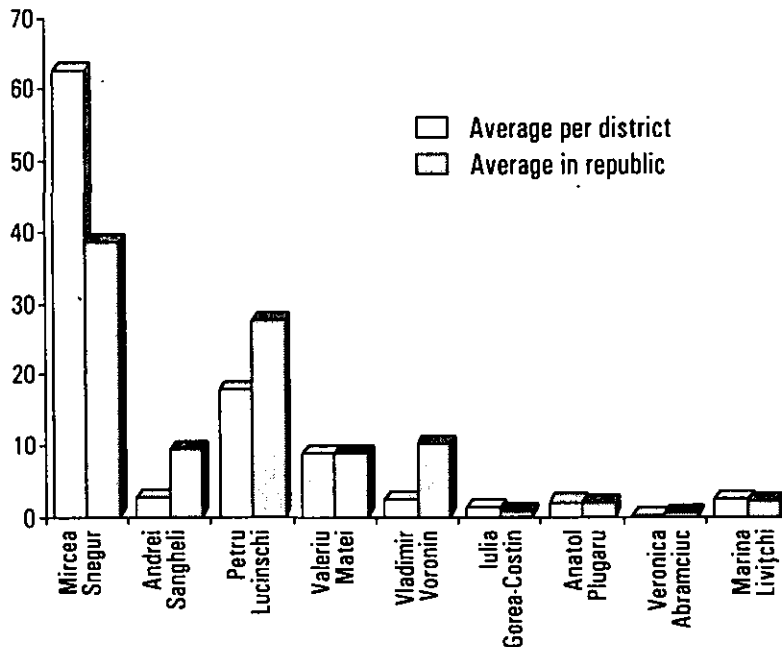


II ROUND

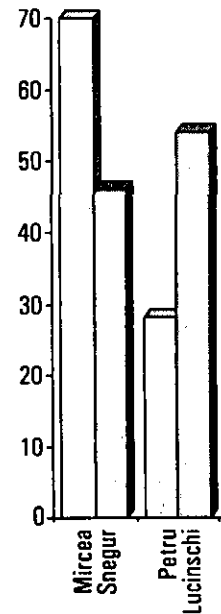


No.	Candidates	I round		II round	
		No. of votes	% of total	No. of votes	% of total
1.	Mircea Snegur	21674	62.55	27916	71.89
2.	Andrei Sangheli	929	2.68		
3.	Petru Lucinschi	6223	17.96	10914	28.11
4.	Valeriu Matei	3032	8.75		
5.	Vladimir Voronin	861	2.48		
6.	Iulia Gorea-Costin	399	1.15		
7.	Anatol Plugaru	673	1.94		
8.	Veronica Abramciuc	65	0.19		
9.	Marina Liviţchi	796	2.30		

I ROUND



II ROUND



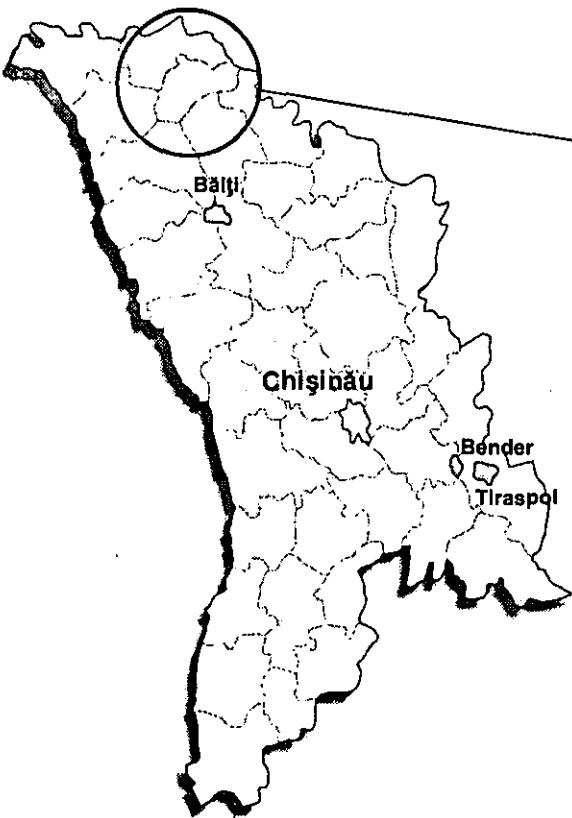
VOTES ACCUMULATED IN LOCALITIES

Locality name	Round	Registered voters	Participating registered voters	Valid votes cast	Mircea Snegur	Andrei Sangheli	Petru Lucinschi	Valeriu Matei	Vladimir Voronin	Iulia Gorea-Costin	Anatol Plugaru	Veronica Abramciuc	Marina Livitchi
BĂLĂBĂNEȘTI	I	1454	925	860	59.19	1.16	19.07	10.58	2.33	1.63	1.74	0.47	3.84
	II	1455	952	923	Snegur 63.71							Lucinschi 36.29	
BĂLĂȘEȘTI	I	442	375	366	73.50	0.82	12.30	7.38	1.09	1.37	1.37	0.27	1.91
	II	445	395	390	Snegur 85.90							14.10	
BĂLȚATA	I	822	628	604	11.42	2.32	79.97	0.50	1.82	0.00	0.17	0.33	3.48
	II	836	681	660	13.03							Lucinschi 86.97	
BOȘCANA	I	2101	1249	1185	59.58	1.52	19.07	9.20	2.53	1.35	2.45	0.00	4.30
	II	2116	1132	1096	Snegur 71.26							Lucinschi 28.74	
BUDEȘTI	I	2450	1699	1647	74.50	1.76	14.81	4.55	1.28	0.36	1.64	0.12	0.97
	II	2489	1817	1771	Snegur 76.79							23.21	
CIMIȘENI	I	1968	1422	1394	73.24	1.94	5.88	11.62	0.72	1.08	3.01	0.07	2.44
	II	1971	1584	1556	Snegur 85.22							14.78	
CORJOVA	I	1668	1018	979	60.57	7.05	21.04	6.23	2.04	0.31	1.74	0.10	0.92
	II	1687	1080	1044	Snegur 58.52							Lucinschi 41.48	
COȘERNIȚA	I	894	512	483	48.65	1.45	22.77	11.80	5.59	2.48	1.45	0.41	5.38
	II	899	550	537	Snegur 54.93							Lucinschi 45.07	
CRIULENI	I	5454	3239	3060	43.33	5.16	28.63	6.50	10.07	2.32	1.99	0.29	1.70
	II	5472	3616	3502	Snegur 48.43							Lucinschi 51.57	
CRUGLIC	I	1986	1407	1316	46.43	5.02	37.39	5.02	1.22	0.99	2.28	0.30	1.37
	II	1994	1462	1415	Snegur 54.56							Lucinschi 45.44	
DOLINNOE	I	685	497	482	5.19	11.20	69.71	2.28	9.75	0.21	0.83	0.41	0.41
	II	688	515	502	5.18							Lucinschi 94.82	

Locality name	Round	Registered voters	Participating registered voters	Valid votes cast	Mircea Snegur	Andrei Sangheli	Petru Lucinschi	Valeriu Matei	Vladimir Voronin	Iulia Gorea-Costin	Anatol Plugaru	Veronica Abramciuc	Marina Livijchi
DRĂSLICENI	I	1188	877	825	69.09	3.64	10.67	12.36	1.09	0.97	0.36	0.00	1.82
	II	1200	948	919	Snegur 88.36								11.64
DUBĂSARII VECHI	I	4538	2579	2491	50.98	1.57	11.56	28.98	1.61	0.64	2.77	0.20	1.69
	II	4587	2917	2832	Snegur 77.33								22.67
GOIANUL NOU	I	397	275	262	31.68	3.44	51.53	3.44	5.73	0.76	2.29	0.38	0.76
	II	398	288	279	Snegur 29.75				Lucinschi 70.25				
HÂRTOPUL MARE	I	1794	1209	1159	80.76	1.12	6.47	5.00	1.73	1.12	0.95	0.09	2.76
	II	1810	1521	1361	Snegur 98.60								1.40
HÂRTOPUL MIC	I	988	744	727	86.38	0.69	2.61	4.95	1.24	0.55	1.24	0.14	2.20
	II	989	911	862	Snegur 98.26								1.74
HRUȘOVA	I	1800	915	865	58.15	5.90	19.88	9.25	1.73	1.62	1.39	0.46	1.62
	II	1838	1132	1095	Snegur 70.14							Lucinschi 29.86	
IȘNOVĂȚ	I	1031	724	674	72.40	4.01	14.09	3.12	1.78	1.04	0.74	0.30	2.52
	II	1017	703	679	Snegur 80.27								19.73
IZBIȘTE	I	1930	1320	1222	82.49	1.80	2.70	5.81	1.15	0.57	1.23	0.16	4.09
	II	1941	1484	1422	Snegur 85.37								14.63
JEVRENI	I	951	796	745	92.08	0.00	5.64	1.74	0.00	0.00	0.54	0.00	0.00
	II	970	924	866	Snegur 93.30								6.70
MAȘCĂUȚI	I	2705	1648	1593	82.86	1.76	6.28	5.65	0.69	0.69	1.57	0.06	0.44
	II	2754	1936	1901	Snegur 88.64								11.36
MĂGDĂCEȘTI	I	2481	1382	1226	80.59	0.33	5.46	9.22	0.33	1.06	1.22	0.16	1.63
	II	2495	1830	1784	Snegur 87.33								12.67
MĂLĂIEȘTI	I	333	218	208	56.25	2.88	20.67	3.85	4.33	2.40	2.88	0.48	6.25
	II	338	232	229	Snegur 65.07						Lucinschi 34.93		
MĂLĂIEȘTII NOI	I	446	311	308	61.04	0.65	20.78	10.71	1.62	0.97	1.30	0.00	2.92
	II	449	297	295	Snegur 58.64						Lucinschi 41.36		
MICLEȘTI	I	902	692	677	69.87	0.74	9.16	7.98	0.15	1.18	9.16	0.00	1.77
	II	921	823	775	Snegur 87.10								12.90
OHRINCEA	I	656	472	454	70.48	4.19	11.01	7.93	1.76	1.32	1.54	0.44	1.32
	II	653	530	475	Snegur 83.79								16.21
ONIȚCANI	I	1412	969	947	71.91	2.01	8.24	8.66	5.39	0.42	0.74	0.00	2.64
	II	1409	1031	1015	Snegur 81.67								18.33
PAȘCANI	I	555	372	356	60.67	1.97	19.38	11.80	1.12	1.12	1.97	0.56	1.40
	II	560	373	364	Snegur 60.99						Lucinschi 39.01		
PORUMBENI	I	682	457	446	53.81	0.67	21.97	10.54	1.57	2.02	4.26	0.45	4.71
	II	688	471	465	Snegur 68.39						Lucinschi 31.61		
RATUȘ	I	995	830	803	77.46	1.74	7.85	10.21	0.50	0.87	0.37	0.12	0.87
	II	1005	927	890	Snegur 92.70								7.30
RĂCULEȘTI	I	724	611	586	58.02	2.05	18.43	13.99	0.85	2.05	2.39	0.00	2.22
	II	723	593	582	Snegur 71.31						Lucinschi 28.69		
RĂȘCOVA	I	714	570	548	68.07	1.64	12.23	4.56	1.64	2.19	5.11	0.00	4.56
	II	718	635	618	Snegur 76.21						Lucinschi 23.79		
SAGAI DAC	I	262	214	202	17.33	1.49	71.29	1.98	3.47	0.00	0.50	0.99	2.97
	II	263	208	207	14.98				Lucinschi 85.02				

Locality name	Round	Registered voters	Participating registered voters	Valid votes cast	Mircea Snegur	Andrei Sangheli	Petru Lucinschi	Valeriu Matei	Vladimir Voronin	Iulia Gorea-Costin	Anatol Plugaru	Veronica Abramciuc	Marina Livitchi
SLOBOZIA-DUȘCA	I	1762	1193	1130	62.12	1.06	12.57	11.33	1.77	1.95	3.89	0.09	5.22
	II	1773	1278	1250	Snegur 77.04								22.96
STĂUCENI	I	3727	2523	2417	60.03	4.18	23.05	5.21	2.03	1.70	1.28	0.17	2.36
	II	3802	2718	2663	Snegur 66.47								Lucinschi 33.53
STEȚCANI	I	521	352	327	70.64	0.61	12.84	5.50	2.14	1.53	2.75	0.00	3.98
	II	530	427	423	Snegur 58.63								Lucinschi 41.37
VĂDULENI	I	360	281	279	59.86	1.43	31.54	3.23	1.43	0.00	0.36	0.36	1.79
	II	364	296	281	Snegur 64.06								Lucinschi 35.94
ZĂICANA	I	1221	841	799	55.94	3.50	21.28	10.01	1.00	1.25	2.25	0.25	4.51
	II	1226	940	902	Snegur 57.76								Lucinschi 42.24

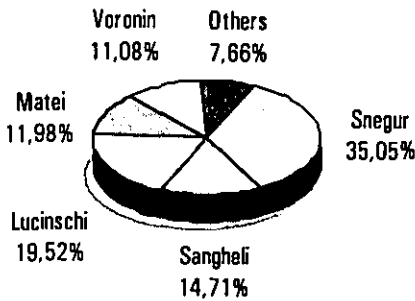
DONDUŞENI
DISTRICT



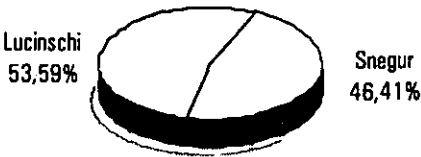
● Surface area, km²	890	
● Distance from capital, km	197	
	I round	II round
● Number of registered voters ...	51301	51793
● Number of participating registered voters	37631	38242
● Percent of participating registered voters	73.35	73.84
● Number of valid votes cast	35634	37165

RESULTS OF THE ELECTION

I ROUND

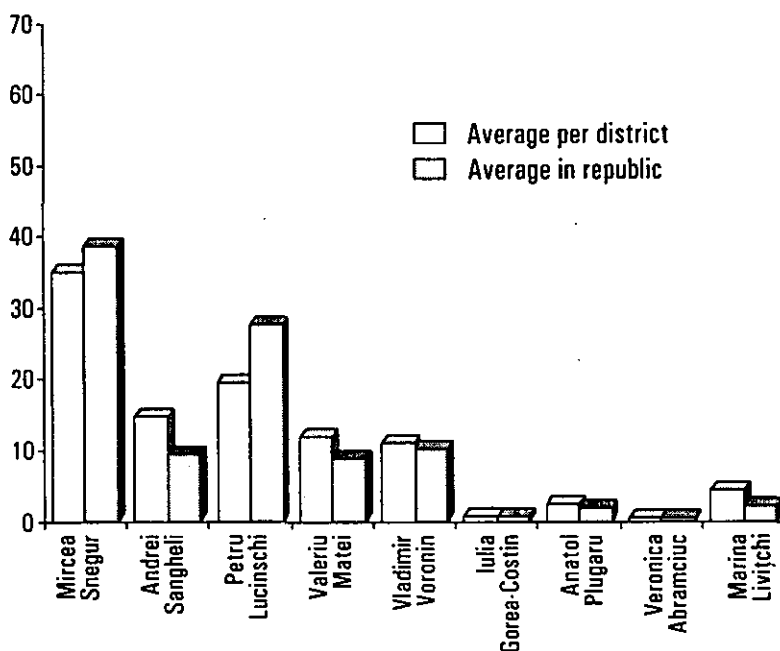


II ROUND

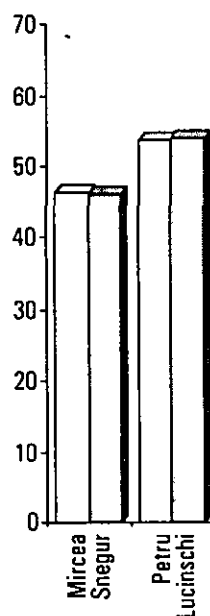


No.	Candidates	I round		II round	
		No. of votes	% of total	No. of votes	% of total
1.	Mircea Snegur	12490	35.05	17249	46.41
2.	Andrei Sangheli	5243	14.71		
3.	Petru Lucinschi	6955	19.52	19916	53.59
4.	Valeriu Matei	4269	11.98		
5.	Vladimir Voronin	3948	11.08		
6.	Iulia Gorea-Costin	232	0.65		
7.	Anatol Plugaru	836	2.35		
8.	Veronica Abramciuc	149	0.42		
9.	Marina Liviţchi	1512	4.24		

I ROUND



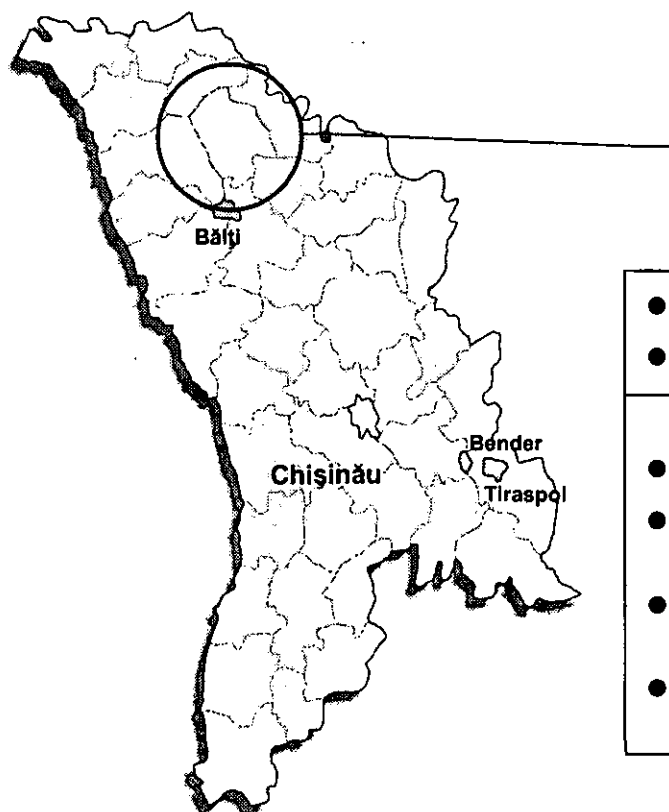
II ROUND



VOTES ACCUMULATED IN LOCALITIES

Locality name	Round	Registered voters	Participating registered voters	Valid votes cast	Mircea Snegur	Andrei Sangheli	Petru Lucinschi	Valeriu Matei	Vladimir Voronin	Iulia Gorea-Costin	Anatol Plugaru	Veronica Abramciuc	Marina Livitchi
ARIONEȘTI	I	1417	1331	1315	16.35	22.21	28.44	5.63	2.81	0.68	20.23	0.23	3.42
	II	1417	1389	1325	18.64	Lucinschi 81.36							
BARABOI	I	2702	2152	2076	34.34	5.54	29.24	23.03	2.22	0.63	1.40	0.63	2.99
	II	2705	2167	2134	Snegur 55.62	Lucinschi 44.38							
BRICENI	I	873	759	687	43.09	9.61	18.78	12.95	9.17	0.29	2.33	0.15	3.64
	II	861	745	705	Snegur 49.93	Lucinschi 50.07							
CERNOLEUCA	I	1832	1342	1277	45.81	4.23	13.16	25.61	4.23	0.23	3.99	0.16	2.58
	II	1834	1288	1275	Snegur 66.12	Lucinschi 33.88							
CLIMĂUȚI	I	1135	882	834	38.13	7.07	9.23	15.71	4.68	1.32	2.88	0.60	20.38
	II	1133	835	816	Snegur 59.80	Lucinschi 40.20							
CORBU	I	1362	1071	1031	55.00	9.12	11.83	10.18	2.42	0.78	7.66	0.10	2.91
	II	1371	1102	1078	Snegur 68.65	Lucinschi 31.35							
CRIȘCĂUȚI	I	1184	906	870	41.95	3.79	9.89	38.28	1.61	0.57	0.92	0.57	2.41
	II	1190	931	912	Snegur 74.89	Lucinschi 25.11							
DONDUȘENI	I	9493	4826	4618	32.03	12.19	26.72	7.06	17.37	0.48	1.06	0.41	2.69
	II	9813	5199	5086	Snegur 40.33	Lucinschi 59.67							
DONDUȘENI	I	1426	1184	1105	59.91	5.61	12.31	8.24	5.88	0.36	1.72	0.18	5.79
	II	1440	1029	1008	Snegur 66.17	Lucinschi 33.83							
ELIZAVETOVCA	I	617	502	474	2.11	12.87	17.93	0.84	61.60	0.00	0.21	1.27	3.16
	II	619	546	534	3.00	Lucinschi 97.00							
FÂNTÂNIȚA	I	1175	971	894	48.99	11.30	12.08	11.63	4.92	0.67	2.24	0.22	7.94
	II	1182	1012	959	Snegur 62.15	Lucinschi 37.85							

Locality name	Round	Registered voters	Participating registered voters	Valid votes cast	Mircea Snegur	Andrei Sangheli	Petru Lucinschi	Valeriu Matei	Vladimir Voronin	Iulia Gorea-Costin	Anatol Plugaru	Veronica Abramciuc	Marina Livijchi
FRASIN	I	1700	1122	1025	14.93	7.12	17.27	5.07	44.10	0.88	3.80	0.29	6.54
	II	1703	1190	1130	18.23	Lucinschi 81.77							
HORODIȘTE	I	883	794	733	32.20	10.10	18.14	19.92	9.41	1.36	0.41	0.55	7.91
	II	884	779	735	Snegur 44.49	Lucinschi 55.51							
MARAMONOVCA	I	2321	1998	1827	1.64	54.57	31.09	0.27	10.73	0.00	0.00	0.71	0.99
	II	2351	1984	1971	2.64	Lucinschi 97.36							
MÂNDĂC	I	2752	1920	1773	47.88	20.59	11.34	12.92	1.47	0.56	2.31	0.45	2.48
	II	2757	1950	1891	Snegur 55.68	Lucinschi 44.32							
MOȘANA	I	1663	1258	1198	1.25	18.78	19.70	0.83	55.68	0.00	0.00	0.75	3.01
	II	1661	1289	1229	2.60	Lucinschi 97.40							
NIORCANI	I	477	433	416	47.60	8.41	23.80	3.61	8.65	1.20	1.20	0.96	4.57
	II	481	437	431	Snegur 50.35	Lucinschi 49.65							
PIVNICENI	I	582	500	480	67.29	6.25	12.29	5.00	4.58	0.42	1.04	0.83	2.29
	II	586	491	479	Snegur 70.15	Lucinschi 29.85							
PLOP	I	1286	962	899	57.84	1.67	7.45	19.13	4.23	0.44	2.34	0.44	6.45
	II	1301	990	964	Snegur 79.56	20.44							
POCROVCA	I	801	768	748	1.20	74.20	19.12	0.27	4.41	0.00	0.13	0.00	0.67
	II	803	742	725	2.90	Lucinschi 97.10							
REDIUL MARE	I	1025	833	775	50.45	7.87	16.39	11.48	6.19	0.26	2.06	0.39	4.90
	II	1016	849	820	Snegur 62.07	Lucinschi 37.93							
RUDI	I	896	736	683	39.53	8.49	16.40	14.64	11.86	1.76	2.20	1.02	4.10
	II	898	655	636	Snegur 60.69	Lucinschi 39.31							
SCĂIENI	I	1750	1326	1241	37.95	16.44	14.75	20.87	3.87	1.13	1.45	0.08	3.46
	II	1757	1439	1397	Snegur 45.60	Lucinschi 54.40							
SUDARCA	I	1547	1324	1267	52.57	5.84	19.81	8.45	4.89	1.66	0.95	0.24	5.60
	II	1565	1521	1455	Snegur 65.22	Lucinschi 34.78							
TĂTĂRĂUCA VECHE	I	1255	1084	1044	36.69	19.54	15.80	7.76	11.21	1.25	1.44	0.29	6.03
	II	1261	1088	1060	Snegur 43.30	Lucinschi 56.70							
TÂRNOVA	I	3588	2356	2188	30.53	8.64	25.32	11.84	16.32	0.82	1.14	0.64	4.75
	II	3608	2246	2170	Snegur 41.34	Lucinschi 58.66							
TELEȘEUCA	I	647	576	539	23.75	25.79	31.54	8.35	4.82	0.56	0.56	0.74	3.90
	II	649	552	536	Snegur 30.22	Lucinschi 69.78							
ȚAUL	I	2955	2107	2045	45.87	14.62	15.40	10.02	4.84	0.98	1.96	0.20	6.11
	II	2976	2088	2031	Snegur 64.35	Lucinschi 35.65							
VISOCA	I	1957	1608	1572	37.79	9.29	17.11	25.89	5.73	0.38	0.95	0.13	2.74
	II	1971	1709	1673	Snegur 63.48	Lucinschi 36.52							



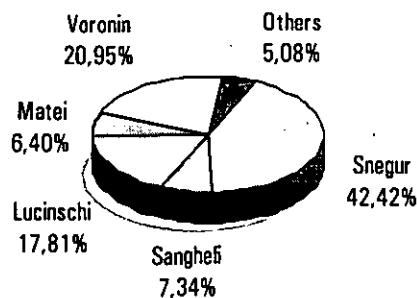
DROCHIA DISTRICT

- Surface area, km² 780
- Distance from capital, km 167

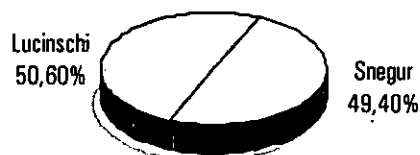
	I round	II round
● Number of registered voters ...	55695	55723
● Number of participating registered voters	43836	44311
● Percent of participating registered voters	78.71	79.52
● Number of valid votes cast	41374	42980

RESULTS OF THE ELECTION

I ROUND



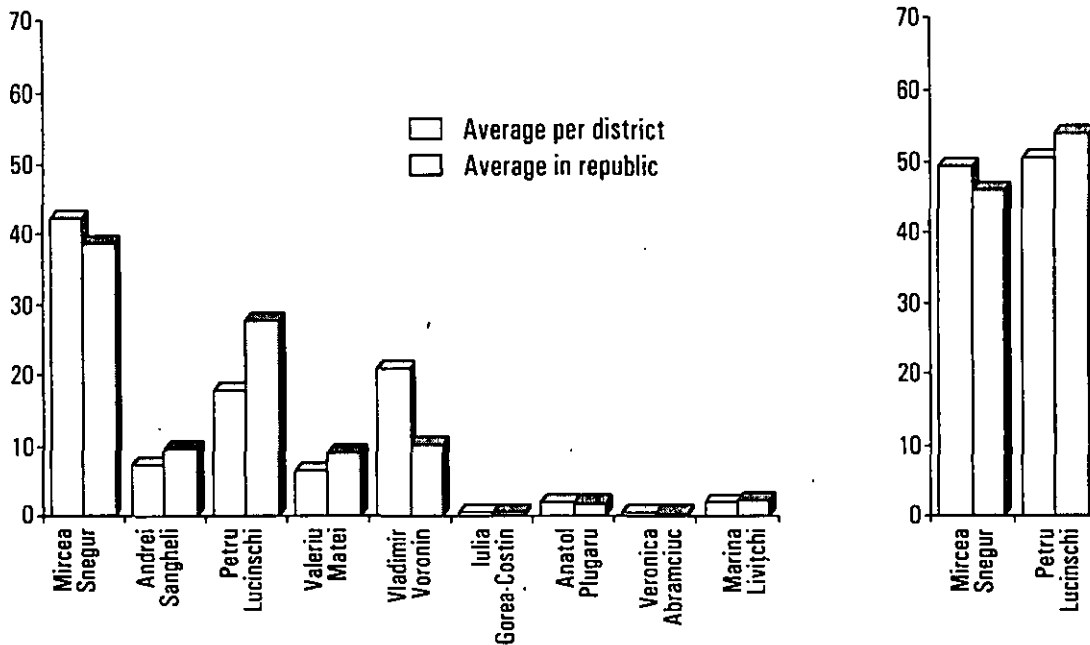
II ROUND



No.	Candidates	I round		II round	
		No. of votes	% of total	No. of votes	% of total
1.	Mircea Snegur	17552	42.42	21234	49.40
2.	Andrei Sangheli	3036	7.34		
3.	Petru Lucinschi	7370	17.81	21746	50.60
4.	Valeriu Matei	2646	6.40		
5.	Vladimir Voronin	8667	20.95		
6.	Iulia Gorea-Costin	211	0.51		
7.	Anatol Plugaru	821	1.98		
8.	Veronica Abramciuc	272	0.66		
9.	Marina Livițchi	799	1.93		

I ROUND

II ROUND

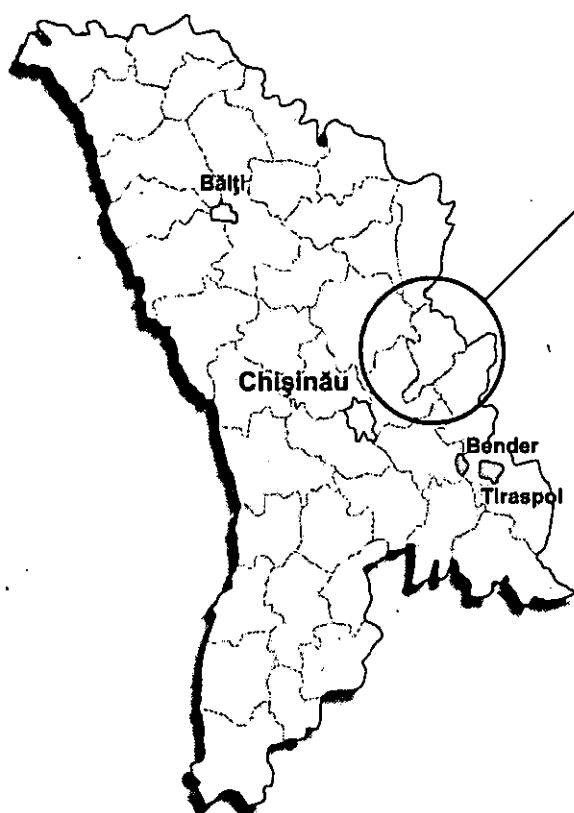


VOTES ACCUMULATED IN LOCALITIES

Locality name	Round	Registered voters	Participating registered voters	Valid votes cast	Mircea Snegur	Andrei Sangheli	Petru Lucinschi	Valeriu Matei	Vladimir Voronin	Iulia Gorea-Costin	Anatol Plugaru	Veronica Abramciuc	Marina Livitchi
ANTONEUCA	I	436	368	355	66.76	6.76	12.11	1.69	8.45	0.00	1.41	0.28	2.54
	II	431	374	365	Snegur 55.07						Lucinschi 44.93		
BARONCEA	I	1395	1272	1201	3.50	20.57	20.73	1.00	51.29	0.42	1.25	0.50	0.75
	II	1384	1300	1296	2.24						Lucinschi 97.76		
CEAPAEVCA	I	265	195	170	1.76	10.59	14.12	1.18	70.00	0.59	0.00	0.00	1.76
	II	257	230	226	1.77						Lucinschi 98.23		
CHETROSU	I	4074	3163	2990	68.49	2.04	13.28	7.12	3.04	0.74	3.11	0.40	1.77
	II	4081	3453	3234	Snegur 80.55						19.45		
COTOVA	I	2215	1904	1717	20.73	4.95	25.63	3.32	39.49	0.35	1.81	0.82	2.91
	II	2187	1621	1542	Snegur 31.84						Lucinschi 68.16		
DOMINTENI	I	1172	1008	935	49.30	16.26	13.16	8.56	3.53	0.64	4.71	0.86	2.99
	II	1171	989	952	Snegur 40.02						Lucinschi 59.98		
DROCHIA	I	12883	9675	9243	42.78	7.64	20.79	4.21	19.60	0.58	1.81	1.43	1.16
	II	13284	9931	9761	Snegur 51.43						Lucinschi 48.57		
DROCHIA	I	2340	1684	1571	53.60	2.93	13.05	21.20	4.71	0.51	1.97	0.13	1.91
	II	2342	1781	1738	Snegur 68.07						Lucinschi 31.93		
GRIBOVA	I	1755	1510	1430	56.15	13.92	8.25	3.85	12.38	0.56	1.68	0.14	3.08
	II	1753	1470	1417	Snegur 63.16						Lucinschi 36.84		
HĂSNĂȘENII MARI	I	1614	1310	1264	80.54	5.06	4.03	4.35	3.16	0.08	0.63	0.24	1.90
	II	1568	1275	1255	Snegur 76.57						23.43		
HĂSNĂȘENII NOI	I	1256	1045	995	23.92	10.35	14.67	5.33	42.21	0.60	0.80	0.50	1.61
	II	1250	1056	1039	Snegur 36.38						Lucinschi 63.62		

Locality name	Round	Registered voters	Participating registered voters	Valid votes cast	Mircea Snegur	Andrei Sangheli	Petru Lucinschi	Valeriu Matei	Vladimir Voronin	Iulia Gorea-Costin	Anatol Plugaru	Veronica Abramciuc	Marina Livitchi
ILICIOVCA	I	157	151	140	36.43	2.86	8.57	1.43	42.14	0.00	3.57	0.71	4.29
	II	159	157	150	Snegur 36.00				Lucinschi 64.00				
MĂCĂREUCA	I	456	401	383	60.05	3.13	9.66	10.70	8.36	1.31	1.31	0.52	4.96
	II	442	410	390	Snegur 75.38				Lucinschi 24.62				
MICIURIN	I	1099	978	926	7.56	10.04	11.02	2.16	66.85	0.43	0.97	0.22	0.76
	II	1090	978	936	Snegur 20.73				Lucinschi 79.27				
MOARA DE PIATRĂ	I	1281	981	932	54.94	3.76	14.81	6.65	16.63	0.32	0.97	0.75	1.18
	II	1274	950	920	Snegur 44.24				Lucinschi 55.76				
NICORENI	I	2691	2200	2047	41.52	2.05	8.11	8.21	35.52	0.44	2.05	0.20	1.91
	II	2645	2196	2101	Snegur 62.64				Lucinschi 37.36				
OCHIUL ALB	I	2222	1753	1610	44.97	10.12	19.75	8.88	7.33	0.68	3.91	0.50	3.85
	II	2236	1733	1673	Snegur 45.31				Lucinschi 54.69				
PALANCA	I	386	370	355	21.41	14.08	36.62	6.20	14.37	0.56	3.38	0.56	2.82
	II	384	369	364	14.01				Lucinschi 85.99				
PERVOMAISSCOE	I	718	603	581	2.07	11.88	18.24	0.69	64.72	0.00	0.00	1.38	1.03
	II	717	662	647	2.01				Lucinschi 97.99				
PETRENI	I	980	908	897	75.03	10.81	5.02	5.02	1.34	0.11	1.45	0.11	1.11
	II	980	898	886	Snegur 70.99				Lucinschi 29.01				
POPEȘȚII DE JOS	I	1466	1131	1070	30.09	5.98	42.71	11.12	2.52	0.28	4.58	0.28	2.43
	II	1465	1145	1108	Snegur 33.48				Lucinschi 66.52				
POPEȘȚII DE SUS	I	1512	1263	1177	42.99	16.82	16.91	15.46	1.95	0.42	2.55	0.51	2.38
	II	1517	1288	1243	Snegur 50.52				Lucinschi 49.48				
SOFIA	I	3776	2917	2797	69.50	4.97	10.73	7.22	4.22	0.46	1.18	0.14	1.57
	II	3773	2783	2730	Snegur 72.93				Lucinschi 27.07				
ȘALVIRII NOI	I	328	290	263	26.24	0.76	49.81	7.98	9.13	0.76	3.80	0.38	1.14
	II	324	317	308	Snegur 25.00				Lucinschi 75.00				
ȘALVIRII VECHI	I	377	304	297	4.04	1.35	27.61	0.34	59.93	0.00	0.67	2.69	3.37
	II	355	325	322	5.28				Lucinschi 94.72				
ȘURI	I	3508	2323	2158	29.89	11.45	21.46	5.28	25.95	0.37	2.92	0.60	2.09
	II	3321	2353	2263	Snegur 38.00				Lucinschi 62.00				
ȚARIGRAD	I	3172	2379	2235	31.10	1.92	14.50	9.13	37.99	0.81	1.57	0.18	2.82
	II	3171	2514	2427	Snegur 49.73				Lucinschi 50.27				
ZGURIȚA	I	2161	1750	1635	9.72	4.22	39.27	2.51	39.69	0.61	0.92	0.80	2.26
	II	2162	1753	1687	12.98				Lucinschi 87.02				

DUBĂSARI (COCIERI) DISTRICT

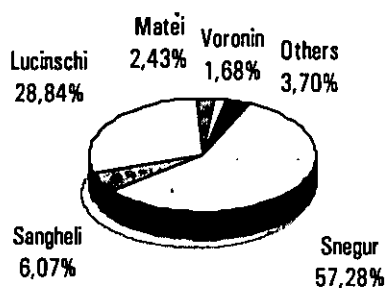


- Surface area, km² 670
- Distance from capital, km 50


	I round	II round
● Number of registered voters ...	21755	22270
● Number of participating registered voters	15325	16875
● Percent of participating registered voters	70.44	75.77
● Number of valid votes cast	14703	16373

RESULTS OF THE ELECTION

I ROUND

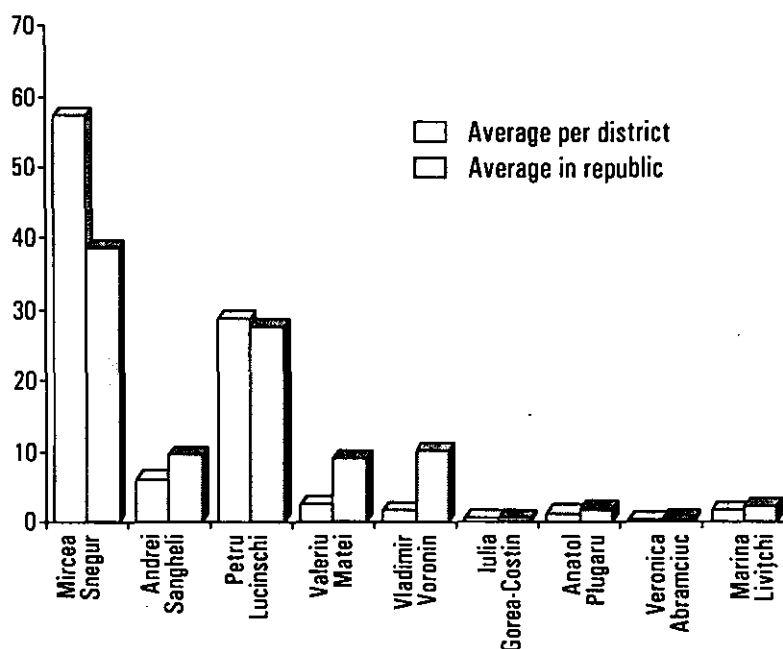


II ROUND

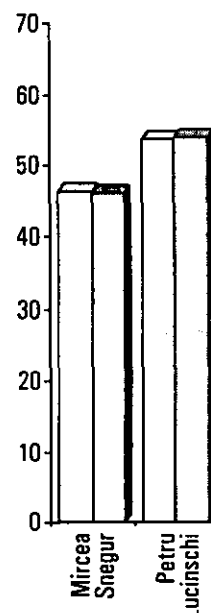


No.	Candidates	I round		II round	
		No. of votes	% of total	No. of votes	% of total
1.	Mircea Snegur	8422	57.28	9031	55.16
2.	Andrei Sangheli	892	6.07		
3.	Petru Lucinschi	4241	28.84	7342	44.84
4.	Valeriu Matei	358	2.43		
5.	Vladimir Voronin	247	1.68		
6.	Iulia Gorea-Costin	68	0.46		
7.	Anatol Plugaru	184	1.25		
8.	Veronica Abramciuc	32	0.22		
9.	Marina Livitchi	359	1.76		

I ROUND



II ROUND

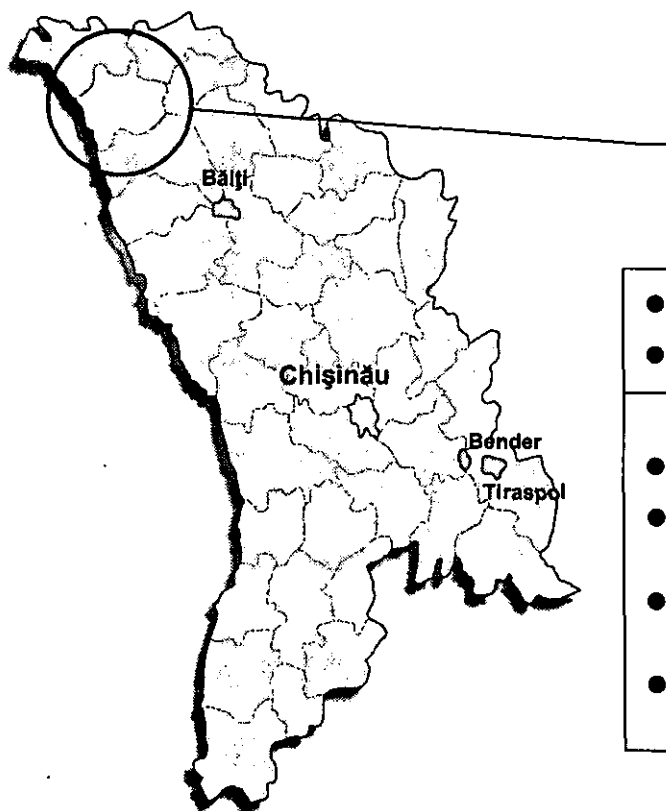


VOTES ACCUMULATED IN LOCALITIES

Locality name	Round	Registered voters	Participating registered voters	Valid votes cast	Mircea Snegur	Andrei Sangheli	Petru Lucinschi	Valeriu Matei	Vladimir Voronin	Iulia Gorea-Costin	Anatol Plugaru	Veronica Abramciuc	Marina Livitchi
COCIERI	I	3424	2478	2354	72.85	5.65	15.12	2.34	0.89	0.51	0.93	0.17	1.53
	II	4078	3443	3342	Snegur 72.92								Lucinschi 27.08
COȘNIȚA	I	3222	1908	1816	27.09	9.69	51.38	1.87	3.74	0.50	2.09	0.55	3.08
	II	3288	2080	2008	Snegur 21.61								Lucinschi 78.39
DOROTȚAIA	I	2583	1813	1746	29.73	19.07	43.81	1.09	1.09	0.46	0.74	0.29	3.72
	II	2452	2046	2017	15.37								Lucinschi 84.63
HOLERCANI	I	1640	1463	1432	77.16	2.37	10.47	6.49	0.98	0.63	1.47	0.07	0.35
	II	1638	1421	1401	Snegur 73.80								Lucinschi 26.20
MĂRCĂUȚI	I	537	416	381	85.04	5.51	4.46	0.52	0.52	0.26	1.57	0.26	1.84
	II	533	403	371	Snegur 80.59								19.41
MOLOVATA	I	2104	1598	1520	52.30	1.91	37.63	3.95	1.05	0.13	1.45	0.07	1.51
	II	2090	1489	1438	Snegur 44.92								Lucinschi 55.08
MOLOVATA NOUĂ	I	1296	993	933	30.76	3.43	60.13	1.61	0.43	0.21	0.75	0.43	2.25
	II	1335	992	974	Snegur 36.96								Lucinschi 63.04
OXENTIA	I	1660	1388	1338	88.86	1.27	7.03	1.64	0.45	0.15	0.30	0.07	0.22
	II	1663	1441	1417	Snegur 87.65								12.35
PÂRĂȚA	I	2318	1271	1249	48.44	2.40	38.75	1.44	4.56	0.96	2.24	0.24	0.96
	II	2333	1344	1311	Snegur 40.58								Lucinschi 59.42
POHREBEA	I	535	400	379	21.11	11.87	54.09	1.06	5.54	0.53	2.11	0.26	3.43
	II	521	352	345	Snegur 21.45								Lucinschi 78.55
USTIA	I	2334	1521	1483	85.17	2.70	5.87	2.43	1.21	0.61	0.94	0.07	1.01
	II	2339	1864	1749	Snegur 95.08								4.92

INTERNATIONAL FOUNDATION FOR ELECTION SYSTEMS

Locality name	Round				Registered voters	Participating registered voters	Valid votes cast										
	I	II	102	0	76	0	72	0	66.67	2.78	23.61	0.00	1.39	0.00	1.39	0.00	4.17
VASILEVCA																	
									Mircea Snegur	Andrei Sangheli	Petru Lucinschi	Valeriu Matei	Vladimir Voronin	Iulia Gorea-Costin	Anatol Plugaru	Veronica Abramciuc	Marina Livițchi



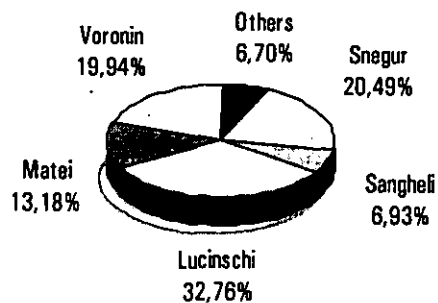
EDINEȚ DISTRICT

- Surface area, km² 680
- Distance from capital, km 202


	I round	II round
● Number of registered voters ...	63418	63262
● Number of participating registered voters	43826	45135
● Percent of participating registered voters	69.11	71.35
● Number of valid votes cast	41886	43902

RESULTS OF THE ELECTION

I ROUND



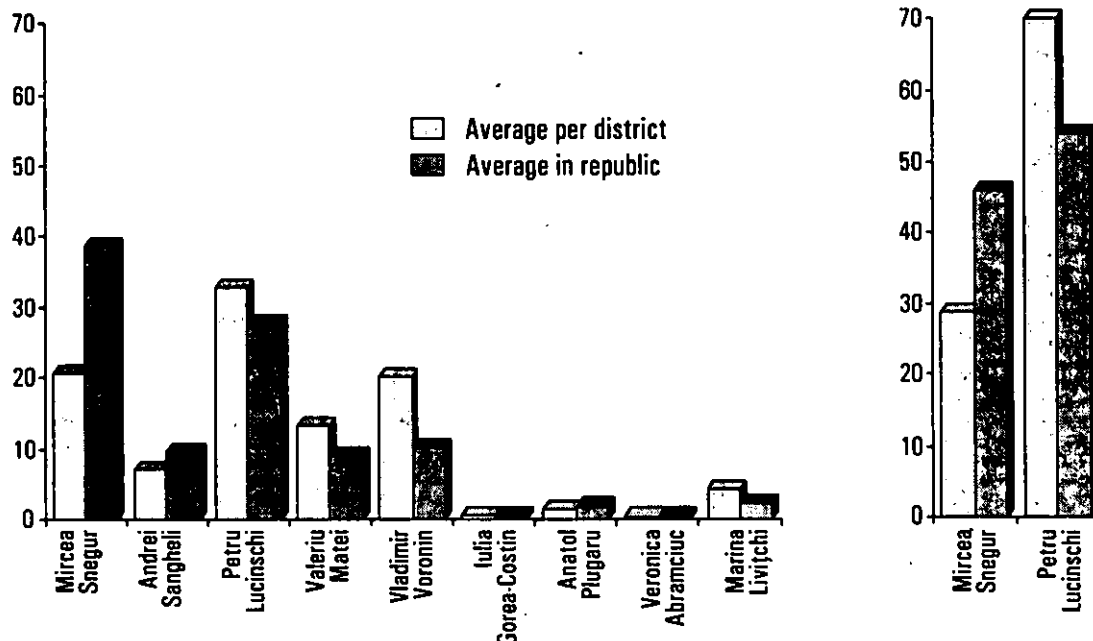
II ROUND



No.	Candidates	I round		II round	
		No. of votes	% of total	No. of votes	% of total
1.	Mircea Snegur	8582	20.49	12663	28.84
2.	Andrei Sangheli	2901	6.93		
3.	Petru Lucinschi	13721	32.76	31239	71.16
4.	Valeriu Matei	5521	13.18		
5.	Vladimir Voronin	8353	19.94		
6.	Iulia Gorea-Costin	230	0.55		
7.	Anatol Plugaru	603	1.44		
8.	Veronica Abramciuc	175	0.42		
9.	Marina Livițchi	1800	4.30		

I ROUND

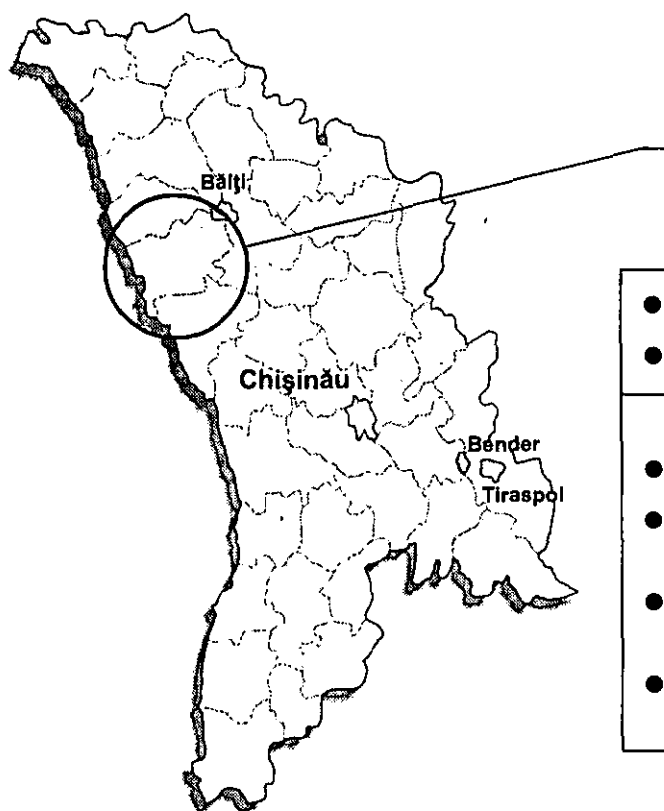
II ROUND



VOTES ACCUMULATED IN LOCALITIES

Locality name	Round	Registered voters	Participating registered voters	Valid votes cast	Mircea Snegur	Andrei Sangheli	Petru Lucinschi	Valeriu Matei	Vladimir Voronin	Iulia Gorea-Costin	Anatol Plugaru	Veronica Abramciuc	Marina Livitchi
ALEXĂNDRENI	I	1110	990	967	25.13	1.96	17.37	42.81	7.76	0.72	0.52	0.10	3.62
	II	1108	1019	994	Snegur 60.97						Lucinschi 39.03		
BLEȘTENI	I	1498	1161	1100	33.64	3.82	32.00	16.18	7.45	0.82	3.27	0.27	2.55
	II	1481	1178	1140	Snegur 46.32						Lucinschi 53.68		
BRĂTUȘENI	I	4916	2973	2870	5.89	12.02	47.74	1.22	29.37	0.42	0.49	0.73	2.13
	II	4928	3307	3223	6.86						Lucinschi 93.14		
BRĂNZENI	I	2698	2290	2163	20.57	3.98	24.46	26.31	8.83	0.97	2.13	0.74	12.02
	II	2738	2224	2158	Snegur 42.45						Lucinschi 57.55		
BURLĂNEȘTI	I	1161	802	772	23.19	4.92	34.33	23.19	5.05	1.42	1.55	0.91	5.44
	II	1163	795	787	Snegur 29.73						Lucinschi 70.27		
BUZDUGENI	I	305	195	186	5.91	2.69	45.70	16.67	2.15	0.00	3.23	0.00	23.66
	II	308	190	183	10.93						Lucinschi 89.07		
CHETROȘICA NOUĂ	I	975	710	653	22.66	2.30	37.52	27.57	4.29	0.77	0.61	0.61	3.68
	II	964	683	657	48.40						Lucinschi 51.60		
CHIURT	I	684	623	592	41.39	10.30	29.39	6.08	3.38	0.84	0.17	0.17	8.28
	II	675	593	563	Snegur 50.09						Lucinschi 49.91		
CORPACI	I	1023	615	588	24.32	11.05	21.77	22.96	12.59	1.19	1.70	0.00	4.42
	II	1016	604	594	Snegur 46.80						Lucinschi 53.20		
CUCONEȘTII NOI	I	1660	1267	1195	6.28	6.28	29.87	4.85	49.12	0.50	0.25	0.42	2.43
	II	1661	1325	1282	9.13						Lucinschi 90.87		
CUPCINI	I	6749	3352	3252	21.13	3.84	41.82	8.61	19.62	0.37	1.14	0.25	3.23
	II	6727	3780	3715	Snegur 26.57						Lucinschi 73.43		

Locality name	Round	Registered voters	Participating registered voters	Valid votes cast	Mircea Snegur	Andrei Sangheli	Petru Lucinschi	Valeriu Matei	Vladimir Voronin	Iulia Gorea-Costin	Anatol Plugaru	Veronica Abramciuc	Marina Livitchi
EDINEȚ	I	12386	8013	7681	17.21	7.98	34.02	7.17	30.09	0.39	1.22	0.40	1.51
	II	12343	8435	8236	Snegur 24.03				Lucinschi 75.97				
FETEȘTI	I	1494	644	611	21.44	4.91	27.82	29.46	9.66	0.16	1.64	0.00	4.91
	II	1497	727	701	Snegur 28.82				Lucinschi 71.18				
GAȘPAR	I	1113	881	827	25.51	4.84	40.27	4.11	18.26	1.21	1.57	0.85	3.39
	II	1114	896	863	Snegur 25.03				Lucinschi 74.97				
GOLENI	I	1109	971	934	3.10	5.67	46.79	1.07	40.26	0.43	0.32	0.64	1.71
	II	1108	1055	1011	1.19				Lucinschi 98.81				
GORDINEȘTI	I	2375	1753	1668	55.76	3.84	22.66	8.21	4.38	0.48	1.32	0.12	3.24
	II	2368	1471	1424	Snegur 54.85				Lucinschi 45.15				
HANCĂUȚI	I	681	429	401	31.42	10.97	20.45	27.68	3.24	1.00	1.00	0.25	3.99
	II	683	439	424	Snegur 52.59				Lucinschi 47.41				
HINCĂUȚI	I	1423	1327	1274	35.71	9.34	14.84	10.75	20.25	0.86	0.71	0.47	7.06
	II	1487	1332	1301	Snegur 34.13				Lucinschi 65.87				
HLINAIA	I	2572	1807	1695	12.51	13.86	35.99	12.68	20.41	0.41	1.71	0.41	2.01
	II	2584	1908	1850	Snegur 26.97				Lucinschi 73.03				
LOPATNIC	I	220	185	175	25.71	1.14	37.71	9.14	19.43	1.14	3.43	0.00	2.29
	II	220	187	184	Snegur 40.22				Lucinschi 59.78				
PARCOVA	I	1972	1546	1488	32.06	2.42	19.96	34.34	6.72	0.74	1.08	0.27	2.42
	II	1976	1541	1501	Snegur 57.76				Lucinschi 42.24				
ROTUNDA	I	1105	887	842	28.27	1.90	19.12	35.04	11.52	0.36	0.95	0.12	2.73
	II	1111	850	837	Snegur 39.19				Lucinschi 60.81				
RUSENI	I	1854	1268	1198	21.29	4.17	42.24	12.19	12.35	0.08	0.50	0.67	6.51
	II	1854	1197	1146	Snegur 29.32				Lucinschi 70.68				
STOLNICENI	I	1149	811	761	3.29	8.80	34.56	0.53	48.23	0.39	0.26	0.53	3.42
	II	1150	926	901	4.44				Lucinschi 95.56				
ȘOFRÂNCANI	I	1717	1190	1143	9.54	22.57	21.00	4.72	40.42	0.17	0.61	0.35	0.61
	II	1712	1249	1231	12.75				Lucinschi 87.25				
TÂRNOVA	I	1449	997	965	10.98	4.15	40.31	18.65	20.41	0.31	1.66	0.31	3.21
	II	1454	1075	1051	18.46				Lucinschi 81.54				
TEREBNA	I	1274	896	857	30.11	26.25	15.29	12.84	7.35	0.47	1.05	0.47	6.18
	II	1257	836	792	Snegur 46.34				Lucinschi 53.66				
TRINCA	I	2753	1906	1824	10.80	2.91	51.10	7.29	12.23	0.49	5.37	0.55	9.27
	II	2667	1923	1843	13.84				Lucinschi 86.16				
VIIȘOARA	I	1275	1090	1031	6.89	1.45	50.24	10.77	6.69	0.58	1.94	0.48	20.95
	II	1257	1133	1108	13.63				Lucinschi 86.37				
ZĂBRICENI	I	2658	2247	2173	30.83	2.99	17.17	22.60	19.56	0.74	2.62	0.28	3.22
	II	2651	2257	2202	Snegur 46.82				Lucinschi 53.18				



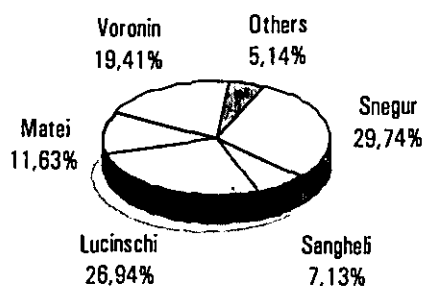
FĂLEȘTI DISTRICT

- Surface area, km² 1070
- Distance from capital, km 125

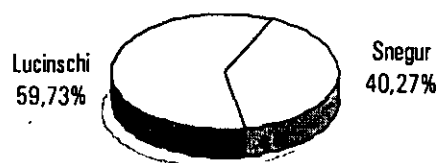
	I round	II round
● Number of registered voters ...	66988	67572
● Number of participating registered voters	47963	49791
● Percent of participating registered voters	71.60	73.69
● Number of valid votes cast	45209	48326

RESULTS OF THE ELECTION

I ROUND

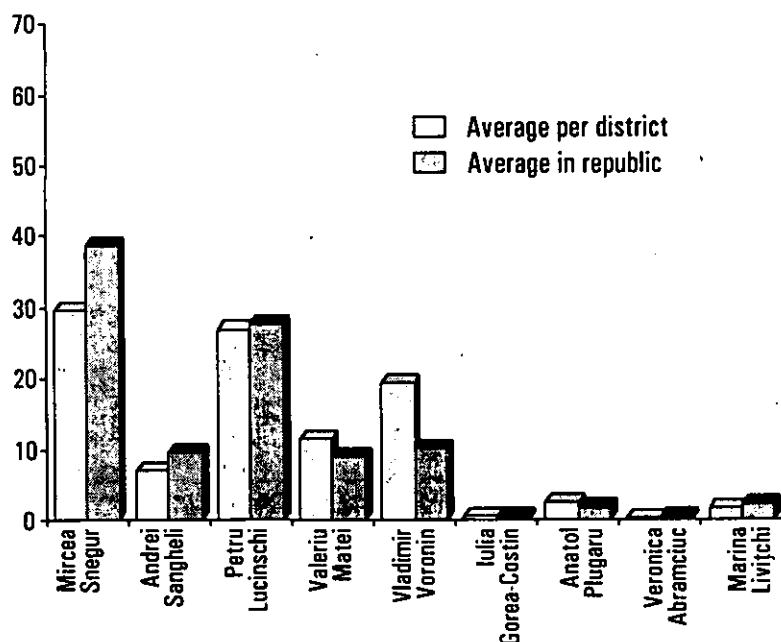


II ROUND




No.	Candidates	I round		II round	
		No. of votes	% of total	No. of votes	% of total
1.	Mircea Snegur	13443	29.74	19462	40.27
2.	Andrei Sangheli	3225	7.13		
3.	Petru Lucinschi	12181	26.94	28864	59.73
4.	Valeriu Matei	5260	11.63		
5.	Vladimir Voronin	8774	19.41		
6.	Iulia Gorea-Costin	264	0.58		
7.	Anatol Plugaru	1116	2.47		
8.	Veronica Abramciuc	160	0.35		
9.	Marina Livițchi	786	1.74		

I ROUND



II ROUND



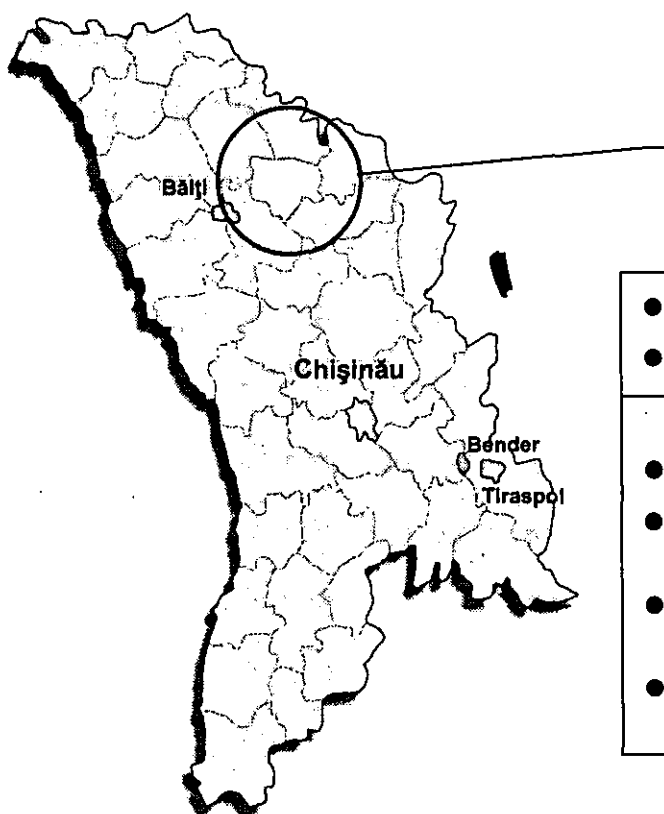
VOTES ACCUMULATED IN LOCALITIES

Locality name	Round	Registered voters	Participating registered voters	Valid votes cast	Mircea Snegur	Andrei Sangheli	Petru Lucinschi	Valeriu Matei	Vladimir Voronin	Iulia Gorea-Costin	Anatol Plugaru	Veronica Abramciuc	Marina Livitchi
ALBINEȚUL NOU	I	191	181	170	2.94	1.76	15.88	0.59	76.47	0.59	0.00	1.76	0.00
	II	200	193	181	14.36	Lucinschi 85.64							
ALBINEȚUL VECHI	I	1478	1169	1069	27.97	2.06	10.29	16.65	39.85	0.37	1.12	0.09	1.59
	II	1505	1269	1218	Snegur 61.08						Lucinschi 38.92		
BELEUȚI	I	241	224	216	0.46	6.48	63.43	0.00	28.24	0.00	0.00	0.00	1.39
	II	241	226	221	3.62	Lucinschi 96.38							
BOCANI	I	921	854	814	74.57	4.91	5.53	9.46	2.33	0.00	2.95	0.00	0.25
	II	922	728	707	Snegur 83.45								16.55
BOCȘA	I	740	579	558	52.33	12.90	21.33	6.99	1.25	0.18	3.05	0.00	1.97
	II	743	594	573	Snegur 51.48						Lucinschi 48.52		
BURGHELEA	I	483	377	350	25.71	14.57	19.71	30.86	4.00	0.86	3.14	0.57	0.57
	II	483	400	383	Snegur 39.16						Lucinschi 60.84		
CATRANĂC	I	1670	1273	1159	30.20	5.18	19.67	10.44	31.84	0.43	0.60	0.09	1.55
	II	1664	1284	1235	Snegur 38.46						Lucinschi 61.54		
CĂLINEȘTI	I	1997	1445	1332	47.67	6.76	29.65	9.68	2.40	1.50	1.05	0.00	1.28
	II	2073	1514	1451	Snegur 49.83						Lucinschi 50.17		
CĂLUGĂR	I	1405	1076	1002	19.06	11.88	31.74	21.36	9.88	1.00	2.30	0.30	2.50
	II	1405	1031	999	Snegur 36.84						Lucinschi 63.16		
CHETRIȘ	I	1033	802	764	55.24	0.65	32.85	7.20	1.18	1.18	0.39	0.00	1.31
	II	1051	845	825	Snegur 48.61						Lucinschi 51.39		
CIOLACU NOU	I	987	913	882	2.38	12.47	10.32	0.23	73.24	0.00	0.11	0.45	0.79
	II	988	932	906	0.44	Lucinschi 99.56							

Locality name	Round	Registered voters	Participating registered voters	Valid votes cast	Mircea Snegur	Andrei Sangheli	Petru Lucinschi	Valeriu Matei	Vladimir Voronin	Iulia Gorea-Costin	Anatol Plugaru	Veronica Abramciuc	Marina Livitchi
CIOLACU VECHI	I	832	637	586	9.56	10.92	35.49	4.27	35.67	0.17	1.02	0.68	2.22
	II	845	641	619	Snegur 20.68				Lucinschi 79.32				
CIULUC	I	211	179	160	3.13	1.88	8.13	0.63	84.38	0.00	0.63	0.63	0.63
	II	211	181	177	6.21				Lucinschi 93.79				
COMAROVCA	I	212	185	171	0.00	13.45	33.92	2.34	50.29	0.00	0.00	0.00	0.00
	II	213	193	190	2.11				Lucinschi 97.89				
DOLTU	I	809	543	488	42.42	4.10	18.03	19.06	10.04	2.87	1.64	0.20	1.64
	II	807	567	541	Snegur 42.88				Lucinschi 57.12				
EGOROVCA	I	768	615	603	2.16	4.48	16.75	0.33	74.46	0.17	0.17	0.83	0.66
	II	766	570	563	1.60				Lucinschi 98.40				
FĂGĂDĂU	I	395	319	303	2.97	28.05	39.93	0.99	26.40	0.33	0.00	0.33	0.99
	II	399	367	351	4.27				Lucinschi 95.73				
FĂLEȘTI	I	13100	7727	7485	25.52	4.52	29.17	10.07	27.40	0.31	1.59	0.24	1.19
	II	13346	8113	7986	Snegur 36.36				Lucinschi 63.64				
FĂLEȘTI NOI	I	1473	1132	1044	13.70	6.42	17.05	5.17	53.74	0.19	1.44	0.38	1.92
	II	1466	1044	1007	Snegur 31.78				Lucinschi 68.22				
FRUMUȘICA	I	292	238	215	23.26	14.88	40.47	3.72	12.56	0.00	4.19	0.47	0.47
	II	291	243	235	Snegur 28.94				Lucinschi 71.06				
GLINJENI	I	2616	1609	1504	41.22	1.53	16.29	11.30	8.44	1.26	16.76	0.13	3.06
	II	2617	2025	1985	Snegur 63.48				Lucinschi 36.52				
HÂNCEȘTI	I	839	598	555	45.77	1.80	35.32	9.01	3.60	1.26	0.90	0.90	1.44
	II	851	623	594	Snegur 47.64				Lucinschi 52.36				
HILIUȚI	I	1560	1203	1146	31.33	3.66	51.22	7.33	2.88	0.17	0.79	0.96	1.66
	II	1567	1076	1055	Snegur 34.12				Lucinschi 65.88				
HITREȘTI	I	496	456	447	6.26	1.79	41.16	1.79	45.19	0.67	1.34	0.89	0.89
	II	497	448	440	12.73				Lucinschi 87.27				
HOREȘTI	I	678	573	539	60.48	3.71	11.32	12.80	5.38	2.41	2.41	0.74	0.74
	II	678	554	535	Snegur 65.98				Lucinschi 34.02				
HRUBNA NOUĂ	I	295	275	259	6.95	8.11	63.32	7.34	13.13	0.39	0.00	0.00	0.77
	II	300	269	262	12.98				Lucinschi 87.02				
ILENUȚA	I	1164	1055	974	41.48	11.29	12.94	12.63	19.61	0.10	0.92	0.10	0.92
	II	1190	1001	958	Snegur 47.81				Lucinschi 52.19				
IȘCĂLĂU	I	763	604	564	3.19	12.06	53.01	4.08	20.92	0.35	1.24	0.35	4.79
	II	767	600	586	6.66				Lucinschi 93.34				
IZVOARE	I	1565	1233	1141	39.96	26.21	21.91	7.19	2.37	0.61	0.53	0.26	0.96
	II	1563	1336	1306	Snegur 39.82				Lucinschi 60.18				
LOGOFTENI	I	559	446	424	2.59	1.89	43.16	1.65	48.35	0.24	0.94	0.47	0.71
	II	559	467	462	4.76				Lucinschi 95.24				
LUCĂCENI	I	324	285	263	28.90	10.65	8.37	36.50	11.03	0.76	0.38	0.00	3.42
	II	321	273	259	Snegur 50.19				Lucinschi 49.81				
MĂGURA NOUĂ	I	2303	1721	1623	18.24	3.14	52.74	15.96	2.28	0.62	3.02	0.68	3.33
	II	2304	1705	1634	Snegur 34.76				Lucinschi 65.24				
MĂGUREANCA	I	387	330	319	21.00	12.23	57.05	0.63	5.33	0.63	0.00	0.31	2.82
	II	384	341	338	Snegur 25.44				Lucinschi 74.56				

Locality name	Round	Registered voters	Participating registered voters	Valid votes cast	Mircea Snegur	Andrei Sangheli	Patru Lucinschi	Valeriu Matei	Vladimir Voronin	Iulia Gorea-Costin	Anatol Plugaru	Veronica Abramciuc	Marina Livitchi
MOLDOVEANCA	I	561	510	498	1.41	11.45	34.14	1.61	49.80	0.00	0.80	0.80	0.00
	II	564	524	513	3.70								Lucinschi 96.30
MUSTEAȚA	I	1120	816	734	40.87	2.59	21.25	11.85	19.75	0.54	1.23	0.27	1.63
	II	1122	783	748	Snegur 47.46								Lucinschi 52.54
NATALIEVCA	I	476	418	413	3.15	13.56	50.85	0.97	30.99	0.00	0.00	0.24	0.24
	II	479	444	438	1.83								Lucinschi 98.17
NĂVĂRNET	I	1898	1085	1026	47.95	2.63	8.38	31.09	3.61	0.88	2.83	0.10	2.53
	II	1882	1479	1443	Snegur 69.72								Lucinschi 30.28
OBREJA NOUĂ	I	644	523	483	4.55	4.14	24.02	6.83	55.90	0.62	1.86	0.83	1.24
	II	648	490	465	13.76								Lucinschi 86.24
OBREJA VECHE	I	1372	1046	995	23.22	2.91	11.16	35.48	8.84	0.90	15.28	0.90	1.31
	II	1368	1141	1094	Snegur 58.41								Lucinschi 41.59
PÂNZĂRENI	I	997	740	687	56.77	3.49	18.34	9.90	5.82	0.73	2.18	0.00	2.77
	II	986	701	675	Snegur 60.74								Lucinschi 39.26
PÂRLIȚA	I	2392	1770	1627	69.02	0.80	4.73	19.11	1.97	0.86	2.34	0.31	0.86
	II	2399	1863	1816	Snegur 86.67								13.33
PIETROȘU	I	625	527	499	30.66	4.41	29.86	26.65	4.41	0.40	1.20	0.60	1.80
	II	628	526	510	Snegur 45.88								Lucinschi 54.12
PIETROSUL NOU	I	178	151	141	11.35	28.37	0.71	1.42	56.74	0.00	0.00	0.71	0.71
	II	180	159	154	Snegur 29.22								Lucinschi 70.78
POMPA	I	589	500	485	4.74	29.07	21.86	0.21	43.30	0.00	0.00	0.21	0.62
	II	592	541	532	5.26								Lucinschi 94.74
POPOVCA	I	653	524	508	1.77	6.30	51.18	0.98	35.83	0.00	1.57	1.18	1.18
	II	660	587	573	2.62								Lucinschi 97.38
PRUTENI	I	1462	797	741	39.54	2.97	30.50	9.58	12.28	0.81	1.62	0.40	2.29
	II	1462	861	830	Snegur 53.98								Lucinschi 46.02
RĂDIUL DE JOS	I	263	219	206	43.69	11.65	11.65	8.25	21.84	0.97	0.00	0.00	1.94
	II	262	211	207	Snegur 67.15								Lucinschi 32.85
RĂUȚEL	I	2636	1392	1332	36.64	6.23	28.53	10.21	4.65	0.83	8.48	0.23	4.20
	II	2666	1553	1502	Snegur 48.20								Lucinschi 51.80
RISIPENI	I	834	646	604	46.69	11.92	21.19	12.42	1.32	0.33	2.81	0.17	3.15
	II	846	702	670	Snegur 38.51								Lucinschi 61.49
SARATA NOUĂ	I	573	452	430	18.14	4.42	27.44	31.86	12.09	0.93	1.63	0.47	3.02
	II	582	464	441	Snegur 52.61								Lucinschi 47.39
SARATA VECHE	I	2248	1359	1244	26.69	7.56	36.09	11.25	11.74	0.64	3.22	0.24	2.57
	II	2238	1398	1344	Snegur 34.08								Lucinschi 65.92
SCUMPIA	I	2297	1517	1432	29.82	15.36	43.51	6.84	1.12	0.42	0.56	0.63	1.75
	II	2343	1588	1512	Snegur 27.12								Lucinschi 72.88
SOCII NOI	I	249	220	219	2.28	16.89	28.31	0.46	49.32	0.00	0.46	1.37	0.91
	II	248	228	227	3.08								Lucinschi 96.92
SUVOROVCA	I	344	335	332	3.61	9.64	45.18	0.00	41.57	0.00	0.00	0.00	0.00
	II	379	309	305	3.93								Lucinschi 96.07
ȘOLTOAIA	I	153	150	142	7.04	51.41	16.90	0.00	18.31	0.70	0.00	0.70	4.93
	II	153	146	144	4.86								Lucinschi 95.14

Locality name	Round	Registered voters	Participating registered voters	Valid votes cast	Mircea Snegur	Andrei Sangheli	Petru Lucinschi	Valeriu Matei	Vladimir Voronin	Iulia Gorea-Costin	Anatol Plugaru	Veronica Abramciuc	Marina Livijchi
TAXOBENI	I	975	893	815	18.65	5.15	23.56	44.17	2.58	0.74	1.10	0.12	3.93
	II	995	911	889	Snegur 48.48					Lucinschi 51.52			
UNTENI	I	112	102	96	62.50	13.54	8.33	10.42	2.08	1.04	1.04	0.00	1.04
	II	114	104	100	Snegur 40.00					Lucinschi 60.00			
VALEA RUSULUI	I	550	415	391	50.13	10.74	12.02	7.93	12.53	1.53	1.53	0.51	3.07
	II	559	425	412	Snegur 61.89					Lucinschi 38.11			



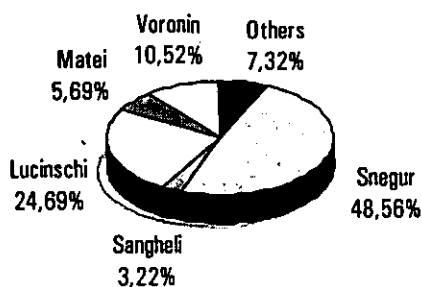
FLOREȘTI DISTRICT

- Surface area, km² 830
- Distance from capital, km 131


	I round	II round
● Number of registered voters ...	50410	51118
● Number of participating registered voters	41375	42295
● Percent of participating registered voters	82.08	82.74
● Number of valid votes cast	39419	41066

RESULTS OF THE ELECTION

I ROUND

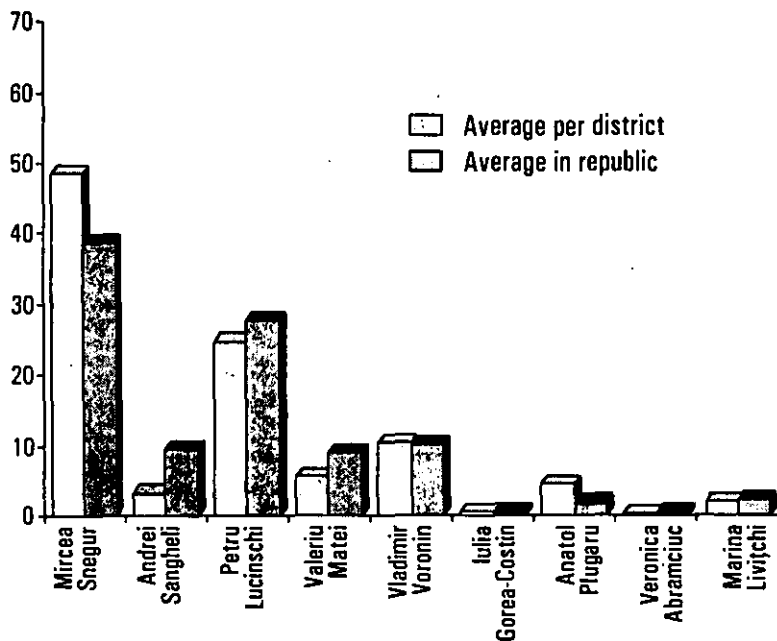


II ROUND

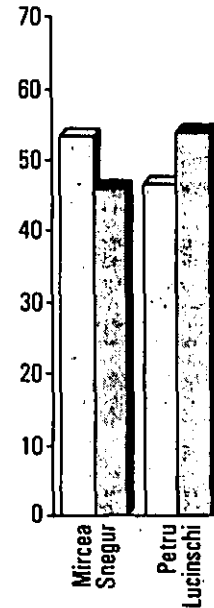


No.	Candidates	I round		II round	
		No. of votes	% of total	No. of votes	% of total
1.	Mircea Snegur	19141	48.56	21896	53.32
2.	Andrei Sangheli	1269	3.22		
3.	Petru Lucinschi	9732	24.69	19170	46.68
4.	Valeriu Matei	2243	5.69		
5.	Vladimir Voronin	4147	10.52		
6.	Iulia Gorea-Costin	244	0.62		
7.	Anatol Plugaru	1739	4.41		
8.	Veronica Abramciuc	107	0.27		
9.	Marina Livitchi	797	2.02		

I ROUND



II ROUND

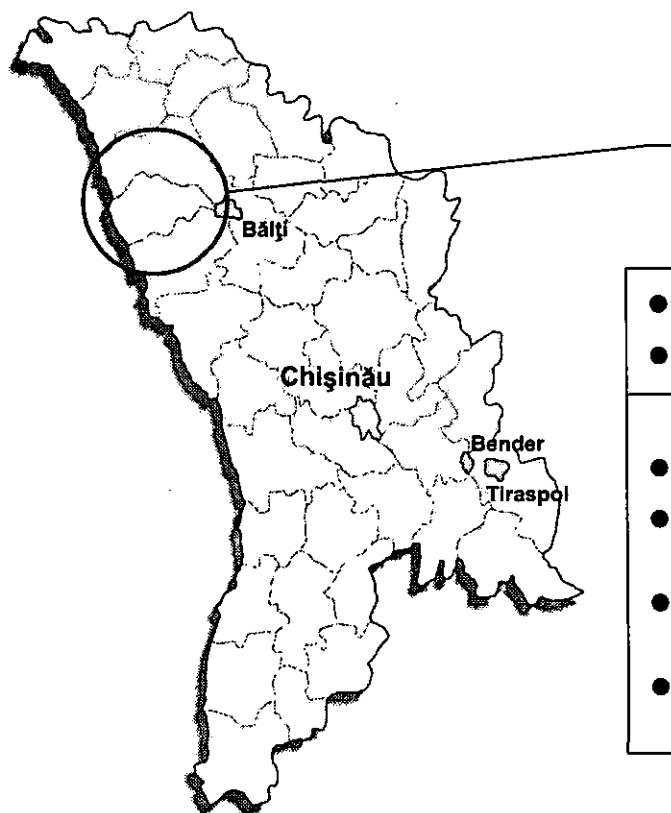


VOTES ACCUMULATED IN LOCALITIES

Locality name	Round	Registered voters	Participating registered voters	Valid votes cast	Mircea Snegur	Andrei Sangheli	Petru Lucinschi	Valeriu Matei	Vladimir Voronin	Iulia Gorea-Costin	Anatol Plugaru	Veronica Abramciuc	Marina Livitchi
ALEXANDROVCA	I	375	366	354	13.84	1.41	39.83	0.28	41.24	0.28	1.69	0.28	1.13
	II	380	372	366	13.66	Lucinschi 86.34							
ALEXEEVCA	I	526	471	453	1.99	1.32	87.20	0.88	4.19	0.22	2.65	0.66	0.88
	II	539	514	510	3.53	Lucinschi 96.47							
ANTONOVCA	I	128	122	112	34.82	0.89	33.93	0.00	13.39	0.00	16.96	0.00	0.00
	II	114	111	107	Snegur 45.79					Lucinschi 54.21			
BĂHRINEȘTI	I	1687	1337	1295	51.89	12.36	8.03	2.32	1.85	0.46	21.93	0.15	1.00
	II	1678	1243	1193	Snegur 68.40					Lucinschi 31.60			
BEZENI	I	283	262	258	85.66	5.04	3.49	3.10	1.55	0.78	0.00	0.00	0.39
	II	283	264	261	Snegur 83.91								16.09
BOBULEȘTI	I	598	542	518	73.36	11.00	5.79	2.90	1.16	0.00	4.63	0.00	1.16
	II	603	550	537	Snegur 79.89								20.11
CAȘUNCA	I	1190	994	923	26.98	1.84	60.35	3.79	0.54	0.65	2.71	0.65	2.49
	II	1249	1029	990	Snegur 35.15					Lucinschi 64.85			
CENUȘA	I	654	620	605	80.99	2.48	5.79	4.46	1.65	0.17	2.48	0.17	1.82
	II	654	628	551	Snegur 97.28					Lucinschi 2.72			
CERNIȚA	I	902	799	762	55.12	0.92	4.99	22.83	9.58	0.39	1.97	0.00	4.20
	II	909	789	777	Snegur 75.55								24.45
CHIRILOVCA	I	108	101	86	10.47	1.16	65.12	1.16	22.09	0.00	0.00	0.00	0.00
	II	115	107	98	13.27	Lucinschi 86.73							
CIRIPCĂU	I	803	760	713	30.72	1.82	32.68	4.63	11.08	0.28	10.80	0.28	7.71
	II	811	793	765	Snegur 43.92					Lucinschi 56.08			

Locality name	Round	Registered voters	Participating registered voters	Valid votes cast	Mircea Snegur	Andrei Sangheli	Petru Lucinschi	Valeriu Matei	Vladimir Voronin	Iulia Gorea-Costin	Anatol Plugaru	Veronica Abramciuc	Marina Livitchi
CIUTULEȘTI	I	1679	1358	1307	63.35	3.52	22.19	4.67	0.23	0.92	3.06	0.31	1.76
	II	1747	1622	1560	Snegur 68.72				Lucinschi 31.28				
COȘERNIȚA	I	1484	1184	1077	30.83	1.95	31.20	11.23	8.73	0.93	6.04	0.37	8.73
	II	1435	1232	1188	Snegur 32.58				Lucinschi 67.42				
DOMULGENI	I	1010	880	857	80.63	0.93	7.70	3.38	1.05	0.00	3.62	0.35	2.33
	II	999	882	865	Snegur 81.97				18.03				
DUMITRENI	I	533	448	405	30.62	1.23	45.19	4.44	5.43	0.99	8.89	0.99	2.22
	II	515	424	396	Snegur 31.82				Lucinschi 68.18				
FLOREȘTI	I	10574	7727	7400	40.24	2.15	32.76	5.89	13.15	0.58	3.93	0.24	1.05
	II	10917	8070	7916	Snegur 46.08				Lucinschi 53.92				
FRUMUȘICA	I	1204	1146	1118	90.25	0.63	3.58	2.24	1.16	0.18	1.16	0.00	0.81
	II	1215	1169	1131	Snegur 85.76				14.24				
GHINDEȘTI	I	2537	2086	1982	50.20	3.73	11.60	2.72	23.26	0.76	3.99	0.10	3.63
	II	2553	2039	1970	Snegur 58.53				Lucinschi 41.47				
GURA CAMENCII	I	1209	915	868	60.37	13.94	10.37	4.26	2.30	1.15	5.76	0.00	1.84
	II	1255	953	925	Snegur 69.95				Lucinschi 30.05				
GURA CĂINARULUI	I	1064	859	816	58.09	2.33	10.91	17.28	7.23	0.12	1.72	0.37	1.96
	II	1129	849	835	Snegur 64.43				Lucinschi 35.57				
GVOZDOVA	I	808	667	621	55.23	4.83	9.02	9.66	5.48	1.45	7.73	0.48	6.12
	II	810	649	630	Snegur 67.62				Lucinschi 32.38				
HÂRTOP	I	628	547	523	69.60	1.72	10.52	5.35	5.16	0.38	4.59	0.00	2.68
	II	628	508	493	Snegur 62.68				Lucinschi 37.32				
ILICIOVCA	I	1136	887	875	2.86	5.03	35.77	0.34	53.26	0.00	0.69	0.69	1.37
	II	1144	941	935	2.57				Lucinschi 97.43				
ION VODĂ	I	204	199	194	47.42	9.79	34.02	2.58	0.00	0.52	4.64	0.00	1.03
	II	198	189	182	Snegur 59.34				Lucinschi 40.66				
IVANOVCA	I	410	391	356	3.37	1.69	33.43	0.84	58.43	0.00	0.28	1.12	0.84
	II	425	419	413	10.73				Lucinschi 99.27				
IZVOARE	I	800	671	654	67.28	6.42	6.42	16.82	0.76	0.31	1.07	0.00	0.92
	II	788	647	636	Snegur 75.63				24.37				
LUNGA	I	1890	1641	1593	74.64	4.90	12.55	2.51	2.89	0.31	1.51	0.00	0.69
	II	1902	1634	1613	Snegur 78.98				21.02				
MAISCOE	I	290	246	245	0.41	0.00	46.94	1.22	48.57	0.41	0.82	0.41	1.22
	II	290	251	245	1.63				Lucinschi 98.37				
MĂRĂȘEȘTI	I	138	134	126	76.98	1.59	7.14	11.90	0.79	0.79	0.00	0.00	0.79
	II	137	134	132	Snegur 75.76				24.24				
MĂRCULEȘTI	I	1051	899	839	34.56	2.98	28.61	5.01	21.93	0.83	4.17	0.83	1.07
	II	1071	896	874	Snegur 38.79				Lucinschi 61.21				
MĂRCULEȘTI	I	604	529	498	73.69	2.01	8.23	4.02	4.22	1.20	4.02	0.00	2.61
	II	642	585	573	Snegur 83.25				16.75				
MĂRINEȘTI	I	48	42	41	63.41	4.88	17.07	0.00	12.20	0.00	2.44	0.00	0.00
	II	41	40	34	Snegur 55.88				Lucinschi 44.12				
MIHAILOVCA	I	207	205	191	14.66	2.62	50.79	0.00	26.70	0.00	4.19	0.52	0.52
	II	203	199	189	17.99				Lucinschi 82.01				

Locality name	Round	Registered voters	Participating registered voters	Valid votes cast	Mircea Snegur	Andrei Sangheli	Petru Lucinschi	Valeriu Matei	Vladimir Voronin	Iulia Gorea-Costin	Anatol Plugaru	Veronica Abramciuc	Marina Livitchi
NICOLAEVCA	I	744	661	634	3.63	1.89	35.33	0.47	55.84	0.00	0.79	0.63	1.42
	II	765	717	704	2.56 Lucinschi 97.44								
PRAJILA	I	1528	1374	1274	57.30	1.81	12.24	3.61	9.97	0.63	12.72	0.08	1.65
	II	1585	1283	1219	Snegur 50.12 Lucinschi 49.88								
PRODĂNEȘTI	I	1406	946	893	13.44	2.46	70.44	1.01	5.71	0.34	1.23	0.45	4.93
	II	1406	1087	1060	Snegur 20.00 Lucinschi 80.00								
PRODĂNEȘTI VECHI	I	210	175	165	63.64	0.61	21.82	6.67	1.21	1.82	1.21	0.00	3.03
	II	209	179	167	Snegur 65.87 Lucinschi 34.13								
PUTINEȘTI	I	1300	1059	961	58.58	1.87	10.09	13.32	3.95	0.83	8.53	0.42	2.39
	II	1316	1060	1022	Snegur 72.31 Lucinschi 27.69								
RĂDULENII NOI	I	1240	1162	1149	3.66	0.26	92.43	2.18	0.17	0.17	0.35	0.44	0.35
	II	1246	1188	1143	2.54 Lucinschi 97.46								
ROȘIETICI	I	400	380	360	76.11	1.39	5.28	11.39	1.94	0.56	2.78	0.28	0.28
	II	392	364	353	Snegur 79.04 Lucinschi 20.96								
ROȘIETICII VECHI	I	527	481	460	56.96	4.78	7.83	14.57	2.39	0.43	10.00	0.22	2.83
	II	558	482	464	Snegur 61.85 Lucinschi 38.15								
SÂRBEȘTI	I	242	214	204	27.94	13.24	39.71	4.41	4.90	0.00	6.86	0.00	2.94
	II	260	216	208	Snegur 32.21 Lucinschi 67.79								
SCĂIENI	I	454	413	398	68.84	7.54	8.54	11.56	3.02	0.00	0.00	0.00	0.50
	II	451	418	408	Snegur 68.87 Lucinschi 31.13								
SEVIROVA	I	615	591	574	86.59	1.05	7.32	1.74	0.87	0.00	1.92	0.17	0.35
	II	626	574	558	Snegur 87.81 Lucinschi 12.19								
ȘTEFĂNEȘTI	I	1548	1020	926	46.98	4.64	34.88	3.89	3.46	0.43	1.62	0.54	3.56
	II	1473	1053	1003	Snegur 44.07 Lucinschi 55.93								
TRIFĂNEȘTI	I	772	765	750	87.07	0.93	4.80	2.67	2.93	0.00	1.60	0.00	0.00
	II	785	784	760	Snegur 90.92 Lucinschi 9.08								
ȚIRA	I	241	216	206	68.93	3.88	13.11	6.31	3.88	0.00	2.43	0.49	0.97
	II	240	210	201	Snegur 66.17 Lucinschi 33.83								
VALEA RĂDOAIEI	I	135	125	124	1.61	1.61	7.26	0.81	84.68	1.61	0.00	0.81	1.61
	II	139	133	131	0.76 Lucinschi 99.24								
VĂRVĂREUCA	I	2111	1583	1508	62.80	0.86	8.95	12.27	4.31	3.78	4.97	0.20	1.86
	II	2093	1636	1600	Snegur 76.50 Lucinschi 23.50								
ZAROJENI	I	175	175	168	17.26	0.00	25.00	8.33	44.64	0.00	2.38	0.60	1.79
	II	195	179	175	Snegur 18.86 Lucinschi 81.14								



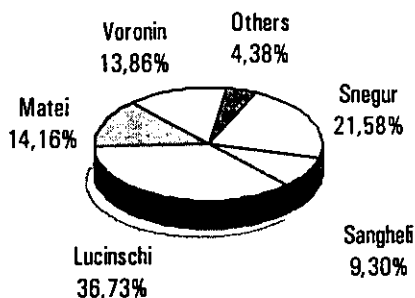
GLODENI DISTRICT

- Surface area, km² 760
- Distance from capital, km 168

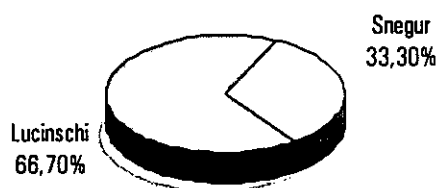
	I round	II round
● Number of registered voters ...	46909	47049
● Number of participating registered voters	32116	33641
● Percent of participating registered voters	68.46	71.50
● Number of valid votes cast	30556	32699

RESULTS OF THE ELECTION

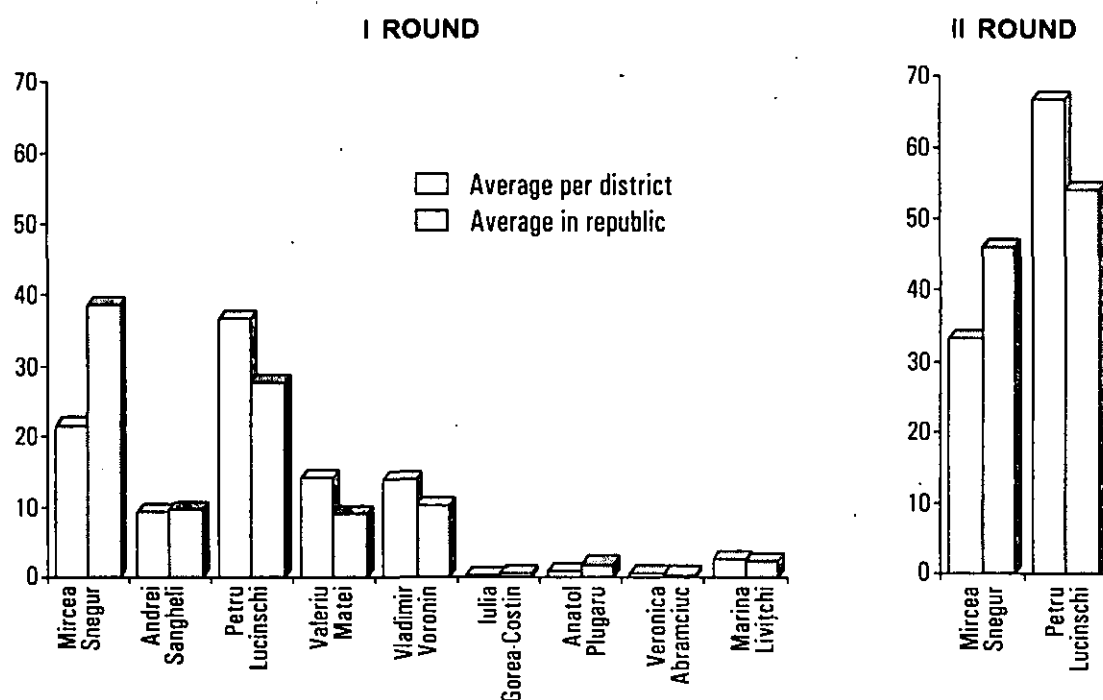
I ROUND



II ROUND



No.	Candidates	I round		II round	
		No. of votes	% of total	No. of votes	% of total
1.	Mircea Snegur	6594	21.58	10889	33.30
2.	Andrei Sangheli	2843	9.30		
3.	Petru Lucinschi	11222	36.73	21810	66.70
4.	Valeriu Matei	4326	14.16		
5.	Vladimir Voronin	4234	13.86		
6.	Iulia Gorea-Costin	110	0.36		
7.	Anatol Plugaru	285	0.93		
8.	Veronica Abramciuc	194	0.63		
9.	Marina Livițchi	748	2.45		

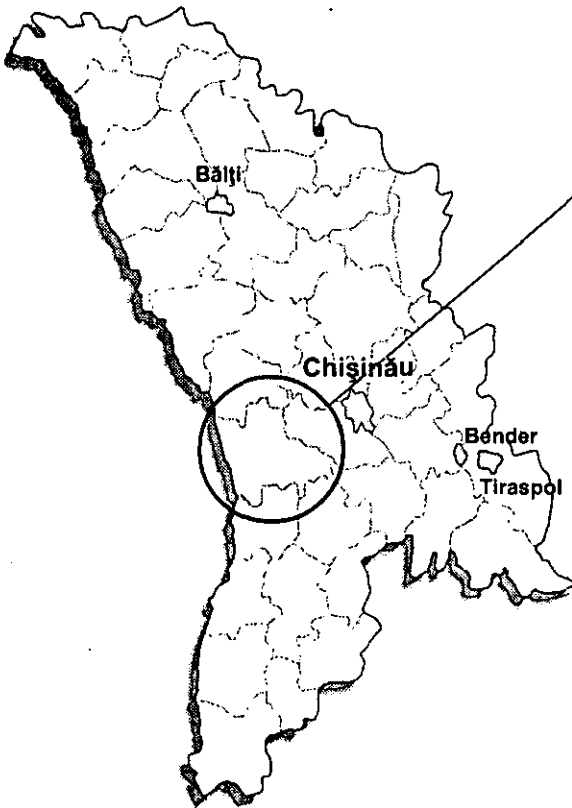


VOTES ACCUMULATED IN LOCALITIES

Locality name	Round	Registered voters	Participating registered voters	Valid votes cast	Mircea Snegur	Andrei Sangheli	Petru Lucinschi	Valeriu Matei	Vladimir Voronin	Iulia Gorea-Costin	Anatol Plugaru	Veronica Abramciuc	Marina Livitchi
BALATINA	I	4284	3073	2925	19.15	3.79	55.52	11.66	4.51	0.27	0.99	1.95	2.15
	II	4295	3114	3009	Snegur 29.01				Lucinschi 70.99				
CAJBA	I	1290	956	907	38.70	6.62	23.59	22.82	2.54	0.88	0.77	0.99	3.09
	II	1282	1008	979	Snegur 55.57				Lucinschi 44.43				
CAMENCA	I	1797	1610	1547	60.96	2.97	15.51	14.48	1.87	0.58	0.58	0.32	2.71
	II	1796	1663	1641	Snegur 77.09				22.91				
CIUCULEA	I	2606	1386	1273	14.45	7.62	39.12	29.77	3.06	0.31	1.18	0.71	3.77
	II	2608	1467	1409	Snegur 40.03				Lucinschi 59.97				
COBANI	I	1974	1397	1324	13.90	19.26	31.72	21.90	5.51	0.68	1.51	0.45	5.06
	II	1997	1484	1439	Snegur 30.16				Lucinschi 69.84				
CUHNEȘTI	I	2438	1478	1422	37.34	2.81	24.40	19.76	12.45	0.35	0.98	0.56	1.34
	II	2443	1674	1622	Snegur 57.77				Lucinschi 42.23				
DANU	I	2769	1903	1809	2.21	30.40	36.93	0.55	28.41	0.11	0.00	0.22	1.16
	II	2770	2139	2101	1.81				Lucinschi 98.19				
DUȘMANI	I	1330	925	859	39.93	4.07	32.13	12.46	5.36	0.47	2.10	0.35	3.14
	II	1332	1024	995	Snegur 43.52				Lucinschi 56.48				
FUNDURII NOI	I	761	638	615	2.60	31.71	56.42	0.16	8.62	0.16	0.00	0.00	0.33
	II	775	682	673	2.53				Lucinschi 97.47				
FUNDURII VECHI	I	2186	1235	1155	13.51	7.27	38.53	33.51	2.08	0.17	0.26	0.26	4.42
	II	2181	1320	1280	Snegur 40.63				Lucinschi 59.38				
GLODENI	I	8944	5680	5434	14.92	6.75	27.88	11.63	35.24	0.29	1.01	0.40	1.86
	II	9106	6011	5862	Snegur 24.27				Lucinschi 75.73				

Locality name	Round	Registered voters	Participating registered voters	Valid votes cast	Mircea Snegur	Andrei Sangheli	Petru Lucinschi	Valeriu Matei	Vladimir Voronin	Iulia Gorea-Costin	Anatol Plugaru	Veronica Abramciuc	Marina Livijchi
HÂJDIENI	I	2902	1819	1731	33.22	7.97	13.52	38.76	1.85	0.52	0.64	0.35	3.18
	II	2848	1858	1818	Snegur 56.44					Lucinschi 43.56			
IABLOANA	I	2363	1728	1608	8.58	7.03	40.55	5.60	34.64	0.12	0.56	0.75	2.18
	II	2357	1804	1755	12.31	Lucinschi 87.69							
LIMBENII NOI	I	1058	789	759	39.66	5.01	30.30	13.31	3.29	0.40	6.19	0.26	1.58
	II	1063	850	834	Snegur 56.71					Lucinschi 43.29			
LIMBENII VECHI	I	1264	1044	992	27.92	4.03	43.75	14.52	4.84	0.50	0.40	0.40	3.63
	II	1245	948	927	Snegur 41.96					Lucinschi 58.04			
PETRUNEA	I	1433	1149	1118	6.62	24.24	39.80	7.25	17.35	0.45	1.16	0.45	2.68
	II	1434	1180	1156	11.16	Lucinschi 88.84							
SADOVOE	I	892	638	597	11.89	6.87	56.95	5.36	14.74	0.50	1.17	0.84	1.68
	II	896	669	653	Snegur 20.67					Lucinschi 79.33			
STURZEȘTI	I	3798	2710	2650	10.94	10.04	69.25	1.70	4.64	0.26	0.26	1.13	1.77
	II	3794	2723	2593	12.80	Lucinschi 87.20							
USTIA	I	1408	987	924	40.91	2.38	28.25	18.18	4.76	0.87	1.08	0.11	3.46
	II	1412	1026	987	Snegur 59.37					Lucinschi 40.63			
VÎȘOARA	I	1412	971	907	40.90	8.16	21.72	14.88	10.80	0.00	0.77	0.33	2.43
	II	1415	997	966	Snegur 57.45					Lucinschi 42.55			

HÂNCEȘTI DISTRICT

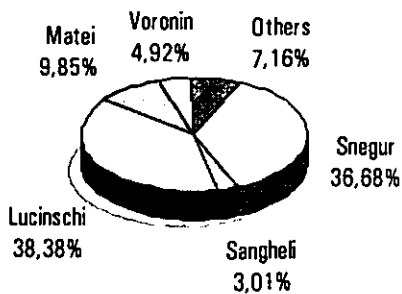


- Surface area, km² 1350
- Distance from capital, km 36

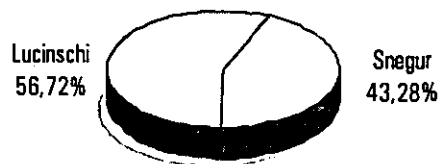
	I round	II round
● Number of registered voters ...	72333	72605
● Number of participating registered voters	50575	51441
● Percent of participating registered voters	69.92	70.85
● Number of valid votes cast	48057	49961

RESULTS OF THE ELECTION

I ROUND

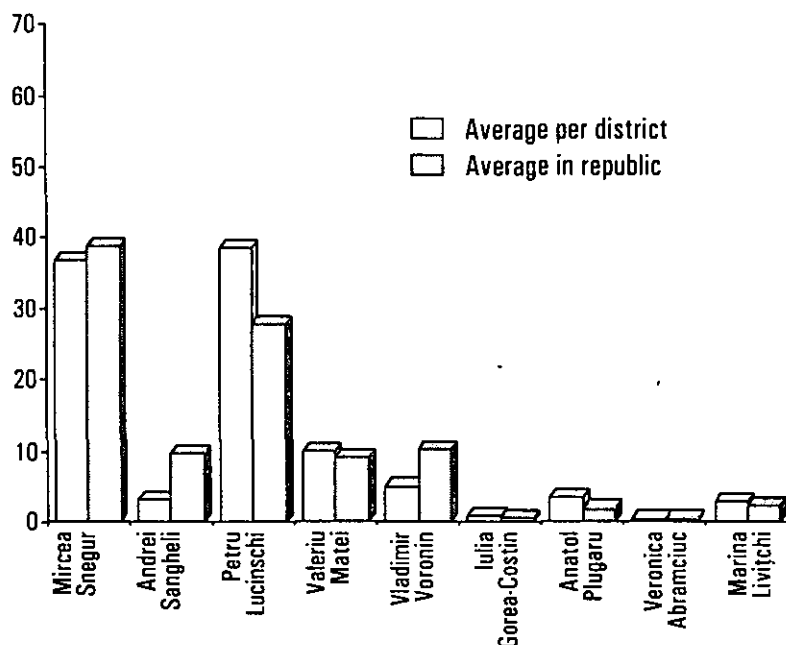


II ROUND

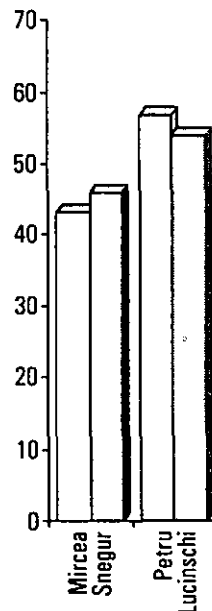


No.	Candidates	I round		II round	
		No. of votes	% of total	No. of votes	% of total
1.	Mircea Snegur	17626	36.68	21623	43.28
2.	Andrei Sangheli	1445	3.01		
3.	Petru Lucinschi	18446	38.38	28338	56.72
4.	Valeriu Matei	4735	9.85		
5.	Vladimir Voronin	2366	4.92		
6.	Iulia Gorea-Costin	365	0.76		
7.	Anatol Plugaru	1567	3.26		
8.	Veronica Abramciuc	198	0.41		
9.	Marina Livitchi	1309	2.72		

I ROUND



II ROUND



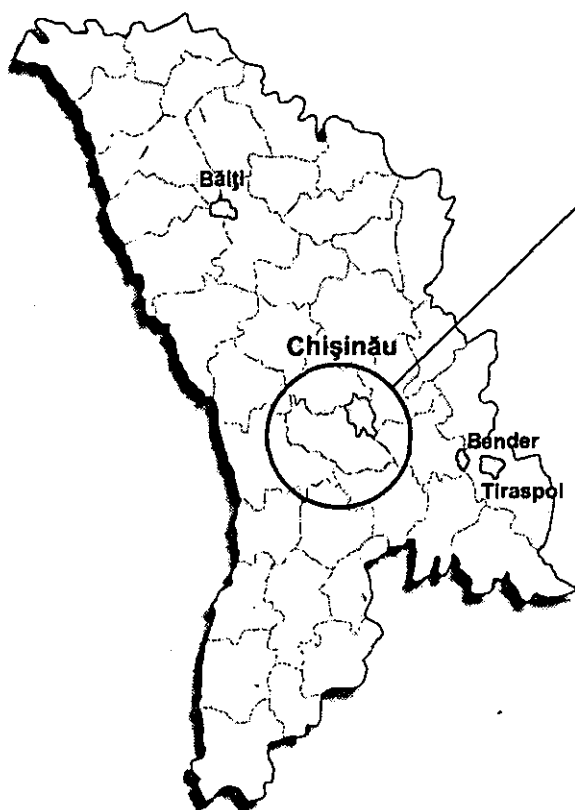
VOTES ACCUMULATED IN LOCALITIES

Locality name	Round	Registered voters	Participating registered voters	Valid votes cast	Mircea Snegur	Andrei Sangheli	Petru Lucinschi	Valeriu Matei	Vladimir Voronin	Iulia Gorea-Costin	Anatol Plugaru	Veronica Abramciuc	Marina Livitchi
ANINI	I	159	144	128	8.59	0.00	70.31	1.56	10.16	1.56	1.56	0.78	5.47
	II	159	145	145	Lucinschi 84.83								
BĂLCEANA	I	1054	904	859	65.31	2.33	15.37	7.57	1.51	0.70	4.19	0.00	3.03
	II	1065	950	937	Snegur 74.92 Lucinschi 25.08								
BOBEICA	I	481	406	381	56.69	1.84	18.90	9.71	4.20	0.26	6.30	0.00	2.10
	II	493	374	363	Snegur 60.61 Lucinschi 39.39								
BOGHICENI	I	1823	1132	1085	18.34	0.65	70.32	4.06	0.83	1.01	2.58	0.55	1.66
	II	1804	1220	1192	Snegur 22.73 Lucinschi 77.27								
BOZIENI	I	1358	972	948	37.13	2.64	33.97	9.18	5.17	1.27	6.96	0.42	3.27
	II	1390	1020	995	Snegur 47.34 Lucinschi 52.66								
BRĂTIANOVCA	I	237	211	206	15.53	2.43	32.04	28.16	1.94	0.49	17.48	0.49	1.46
	II	239	199	196	17.35 Lucinschi 82.65								
BUJOR	I	2401	1758	1688	54.44	1.01	23.10	12.97	1.78	0.36	4.50	0.00	1.84
	II	2353	1708	1667	Snegur 62.81 Lucinschi 37.19								
BUȚENI	I	2315	1351	1268	35.49	1.89	32.49	14.59	3.47	0.71	8.52	0.24	2.60
	II	2328	1359	1324	Snegur 43.81 Lucinschi 56.19								
CARACUI	I	1571	1091	1022	16.93	0.88	60.96	12.13	4.50	0.78	1.47	0.68	1.66
	II	1584	1046	988	Snegur 26.42 Lucinschi 73.58								
CĂLMĂȚUI	I	914	704	676	58.43	1.33	28.70	3.99	3.11	0.59	2.37	0.00	1.48
	II	920	706	690	Snegur 48.99 Lucinschi 51.01								
CĂRPINEANCA	I	177	163	163	10.43	2.45	65.64	4.29	3.68	0.61	3.68	0.00	9.20
	II	177	163	163	13.50 Lucinschi 86.50								

Locality name	Round	Registered voters	Participating registered voters	Valid votes cast	Mircea Snegur	Andrei Sangheli	Petru Lucinschi	Valeriu Matei	Vladimir Voronin	Iulia Gorea-Costin	Anatol Plugaru	Veronica Abramciuc	Marina Livichi
CĂRPINENI	I	6453	4667	4396	39.40	0.86	46.45	7.32	0.84	0.36	1.91	0.57	2.27
	II	6514	4961	4797	Snegur 46.15							Lucinschi 53.85	
CIOARA	I	1427	892	842	35.27	5.11	32.30	9.62	5.94	0.36	1.54	0.12	9.74
	II	1431	987	959	Snegur 39.21							Lucinschi 60.79	
CORNEȘTI	I	369	310	287	77.00	0.00	12.20	6.97	1.39	0.35	0.70	0.35	1.05
	II	369	308	300	Snegur 75.00							Lucinschi 25.00	
COTUL MORII	I	1110	973	943	60.02	11.35	15.91	7.42	0.74	0.53	1.06	0.00	2.97
	II	1098	919	899	Snegur 57.51							Lucinschi 42.49	
CRASNOARMEISCOE	I	1604	1090	1067	5.34	3.00	64.39	0.66	22.40	0.37	0.84	0.66	2.34
	II	1583	1224	1205	5.81							Lucinschi 94.19	
DAHNOVICI	I	805	687	656	65.40	1.52	9.45	15.40	3.20	0.61	2.29	0.00	2.13
	II	809	571	557	Snegur 76.30							23.70	
DANCU	I	1006	833	794	22.67	2.14	61.21	5.16	2.27	0.00	1.64	0.38	4.53
	II	1002	665	645	Snegur 28.99							Lucinschi 71.01	
DRĂGUȘENI	I	929	759	728	61.26	1.24	15.25	12.36	4.53	0.27	1.65	0.55	2.88
	II	930	664	634	Snegur 66.09							Lucinschi 33.91	
DUBOVCA	I	225	214	208	73.08	0.96	17.31	0.48	4.81	0.48	0.48	0.48	1.92
	II	229	205	197	Snegur 65.99							Lucinschi 34.01	
FĂRLĂDENI	I	572	488	439	42.60	8.66	22.32	6.15	8.66	3.64	7.06	0.23	0.68
	II	572	480	449	Snegur 47.66							Lucinschi 52.34	
FUNDUL GALBENEI	I	1630	1075	1024	52.73	1.95	14.55	20.51	1.56	0.88	4.10	0.20	3.52
	II	1650	1401	1352	Snegur 79.14							20.86	
HÂNCEȘTI	I	10366	6601	6377	30.17	1.62	41.01	11.78	8.12	1.13	3.45	0.53	2.20
	II	10639	7277	7127	Snegur 40.80							Lucinschi 59.20	
HORJEȘTI	I	526	452	416	16.59	0.96	72.12	2.88	3.13	0.96	0.72	0.96	1.68
	II	525	474	462	Snegur 22.29							Lucinschi 77.71	
IVANOVCA	I	643	536	517	8.12	0.97	80.27	0.39	2.13	0.00	0.77	1.16	6.19
	II	643	503	491	13.44							Lucinschi 86.56	
LĂPUȘNA	I	4323	2134	2055	48.86	2.53	20.15	15.28	3.75	1.31	4.04	0.24	3.84
	II	4160	2133	2079	Snegur 58.83							Lucinschi 41.17	
LEUȘENI	I	1551	1151	1107	39.66	1.99	39.02	13.28	3.16	0.45	1.26	0.09	1.08
	II	1572	1136	1102	Snegur 51.18							Lucinschi 48.82	
LOGĂNEȘTI	I	2565	1856	1754	40.48	1.08	29.70	12.14	4.16	0.57	8.84	0.06	2.96
	II	2553	1510	1454	Snegur 47.25							Lucinschi 52.75	
MEREȘENI	I	1216	838	788	37.82	2.03	36.80	8.50	6.47	1.78	3.43	0.51	2.66
	II	1234	824	793	Snegur 43.13							Lucinschi 56.87	
MINGIR	I	3342	2173	1993	24.34	11.34	22.28	17.86	20.02	0.70	1.61	0.25	1.61
	II	3348	2184	2086	Snegur 37.20							Lucinschi 62.80	
MIREȘTI	I	763	558	529	61.63	5.86	25.52	3.21	0.38	0.57	1.89	0.57	0.38
	II	771	563	552	Snegur 66.12							Lucinschi 33.88	
NEGREA	I	1143	806	746	25.74	1.88	56.30	5.63	1.61	2.28	3.89	0.94	1.74
	II	1145	824	791	Snegur 32.87							Lucinschi 67.13	
NEMȚENI	I	1334	871	824	21.84	1.33	66.02	3.28	1.94	0.85	1.33	0.97	2.43
	II	1335	972	935	Snegur 35.51							Lucinschi 64.49	

Locality name	Round	Registered voters	Participating registered voters	Valid votes cast	Mircea Snegur	Andrei Sangheli	Petru Lucinschi	Valeriu Matei	Vladimir Voronin	Iulia Gorea-Costin	Anatol Plugaru	Veronica Abramciuc	Marina Livijchi
OBILENI	I	837	653	607	45.63	1.48	35.42	7.41	1.98	0.99	1.98	0.00	5.11
	II	837	608	579	Snegur 55.27					Lucinschi 44.73			
ONEȘTI	I	969	736	693	18.61	2.89	55.41	8.51	2.45	0.14	10.25	0.58	1.15
	II	969	732	709	Snegur 27.36					Lucinschi 72.64			
PAȘCANI	I	967	717	668	13.47	20.06	54.34	6.44	1.50	0.30	0.75	0.30	2.84
	II	967	755	735	15.10					Lucinschi 84.90			
PERENI	I	817	675	648	55.09	13.12	23.15	5.25	0.93	0.00	0.31	1.08	1.08
	II	817	658	647	Snegur 49.61					Lucinschi 50.39			
PERVOMAISSCOE	I	513	427	405	31.36	6.67	34.32	11.85	9.63	0.49	1.23	0.74	3.70
	II	511	408	400	Snegur 33.25					Lucinschi 66.75			
POGĂNEȘTI	I	1011	754	705	52.34	7.52	19.29	15.89	2.98	0.14	0.85	0.28	0.71
	II	1007	786	769	Snegur 53.45					Lucinschi 46.55			
RUSCA	I	103	86	84	9.52	0.00	38.10	3.57	41.67	1.19	0.00	0.00	5.95
	II	101	83	81	Snegur 22.22					Lucinschi 77.78			
SARATA GALBENĂ	I	3201	2143	2076	10.65	1.11	62.04	14.31	2.94	0.67	4.38	0.43	3.47
	II	3224	2163	2110	17.20					Lucinschi 82.80			
SĂRATA-MEREȘENI	I	401	358	344	16.57	5.81	63.95	0.58	9.01	0.00	2.03	0.87	1.16
	II	411	348	343	17.78					Lucinschi 82.22			
SĂRĂTENI	I	379	359	349	79.66	2.01	6.59	5.16	0.57	2.01	0.00	0.29	3.72
	II	381	372	368	Snegur 70.65					Lucinschi 29.35			
SECĂRENI	I	452	345	327	68.50	0.92	22.02	4.59	0.61	0.92	1.53	0.00	0.92
	II	453	323	317	Snegur 77.29					22.71			
SECĂRENI NOI	I	131	111	108	64.81	5.56	18.52	4.63	0.00	3.70	0.00	0.00	2.78
	II	134	111	111	Snegur 71.17					Lucinschi 28.83			
SOFIA	I	763	616	574	52.09	3.31	26.31	7.67	2.96	0.35	5.75	0.35	1.22
	II	787	624	592	Snegur 50.51					Lucinschi 49.49			
STOLNICENI	I	1525	1004	943	42.10	2.55	44.11	5.20	0.85	0.42	0.74	0.95	3.08
	II	1533	1004	973	Snegur 44.09					Lucinschi 55.91			
ȘIȘOTENI	I	545	497	463	62.63	1.30	20.52	7.34	1.08	1.51	3.24	1.08	1.30
	II	539	483	470	Snegur 57.45					Lucinschi 42.55			
TĂLĂIEȘTI	I	1423	1090	1029	17.49	4.57	50.05	4.76	13.12	0.58	1.36	0.58	7.48
	II	1415	1124	1098	Snegur 23.41					Lucinschi 76.59			
VALEA FLORII	I	107	106	103	19.42	1.94	44.66	5.83	1.94	1.94	15.53	0.00	8.74
	II	111	102	97	Snegur 20.62					Lucinschi 79.38			
VOINESCU	I	1797	1098	1017	42.48	1.38	34.61	9.73	3.15	0.79	4.42	0.00	3.44
	II	1784	1082	1036	Snegur 37.74					Lucinschi 62.26			

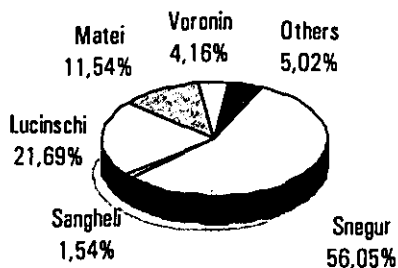
IALOVENI DISTRICT



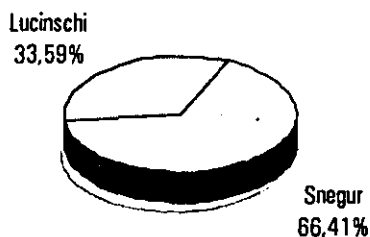
● Surface area, km ²	660	
● Distance from capital, km	13	
	I round	II round
● Number of registered voters ...	58734	59835
● Number of participating registered voters	35340	37653
● Percent of participating registered voters	60.17	62.93
● Number of valid votes cast	33372	36418

RESULTS OF THE ELECTION

I ROUND

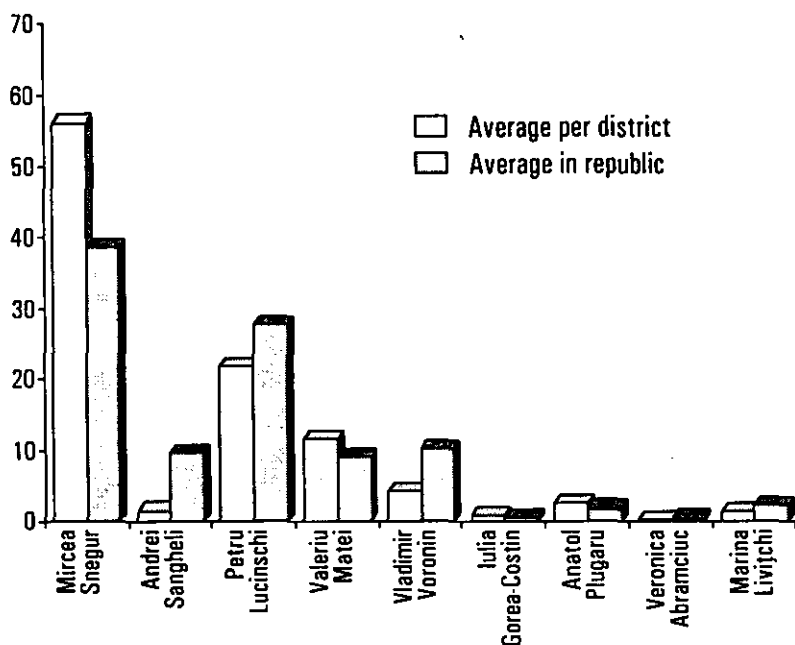


II ROUND

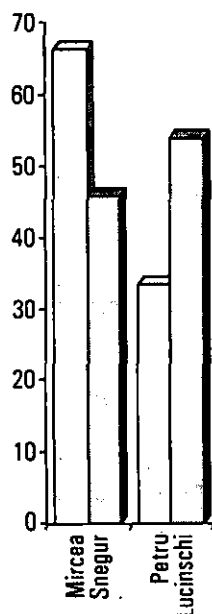


No.	Candidates	I round		II round	
		No. of votes	% of total	No. of votes	% of total
1.	Mircea Snegur	18704	56.05	24185	66.41
2.	Andrei Sangheli	514	1.54		
3.	Petru Lucinschi	7235	21.68	12233	33.59
4.	Valeriu Matei	3851	11.54		
5.	Vladimir Voronin	1389	4.16		
6.	Iulia Gorea-Costin	262	0.79		
7.	Anatol Plugaru	869	2.60		
8.	Veronica Abramciuc	80	0.24		
9.	Marina Livițchi	468	1.40		

I ROUND



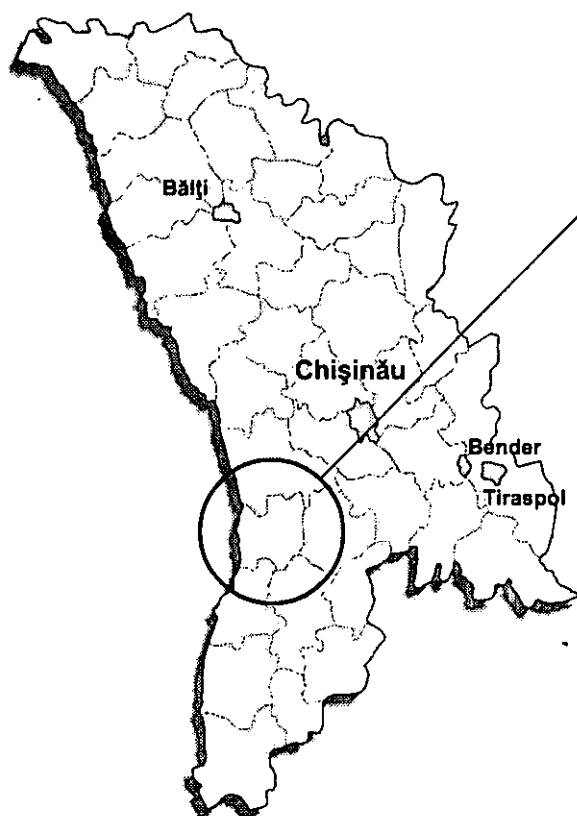
II ROUND



VOTES ACCUMULATED IN LOCALITIES

Locality name	Round	Registered voters	Participating registered voters	Valid votes cast	Mircea Snegur	Andrei Sangheli	Petru Lucinschi	Valeriu Matei	Vladimir Voronin	Iulia Gorea-Costin	Anatol Plugaru	Veronica Abramciuc	Marina Livitchi
BARDAR	I	3396	1919	1849	65.06	1.03	10.11	17.36	1.14	0.70	3.19	0.32	1.08
	II	3446	2112	2071	Snegur 76.39							23.61	
BĂCIOI	I	6514	2824	2680	35.00	1.42	37.05	17.95	1.53	1.08	2.46	0.19	3.32
	II	6648	3732	3654	Snegur 46.96							Lucinschi 53.04	
BĂLȚAȚI	I	258	186	177	50.28	0.56	37.29	3.39	0.56	1.13	2.26	2.26	2.26
	II	259	191	183	Snegur 56.28							Lucinschi 43.72	
BRĂILA	I	608	397	381	63.25	3.67	21.00	5.51	2.10	1.84	0.52	0.26	1.84
	II	611	398	389	Snegur 69.41							Lucinschi 30.59	
BUDĂI	I	170	135	124	29.03	10.48	41.94	10.48	8.06	0.00	0.00	0.00	0.00
	II	170	110	105	Snegur 49.52							Lucinschi 50.48	
COSTEȘTI	I	7311	4880	4586	76.23	0.63	6.43	8.70	6.02	0.28	0.98	0.09	0.63
	II	7365	5226	4992	Snegur 85.92							14.08	
DĂNCENI	I	1507	1017	998	74.05	0.70	12.32	6.21	0.60	1.20	3.51	0.10	1.30
	II	1538	1029	1013	Snegur 73.84							Lucinschi 26.16	
HANSCA	I	618	363	340	66.76	0.59	9.71	3.24	13.24	1.18	1.18	0.00	4.12
	II	620	352	336	Snegur 69.35							Lucinschi 30.65	
HOREȘTI	I	2098	1418	1339	74.68	1.49	9.19	9.26	1.79	0.37	1.34	0.00	1.87
	II	2154	1389	1338	Snegur 78.92							21.08	
HORODCA	I	644	414	390	75.64	2.56	5.38	7.95	1.54	0.51	5.64	0.77	0.00
	II	648	403	392	Snegur 75.26							Lucinschi 24.74	
IALOVENI	I	8898	5573	5295	55.88	1.64	21.76	11.27	5.19	0.72	2.19	0.45	0.89
	II	9392	6245	6088	Snegur 70.06							Lucinschi 29.94	

Locality name	Round	Registered voters	Participating registered voters	Valid votes cast	Mircea Snegur	Andrei Sangheli	Petru Lucinschi	Valeriu Mater	Vladimir Voronin	Iulia Gorea-Costin	Anatol Plugaru	Veronica Abramciuc	Marina Livijchi
MALCOCI	I	1523	825	763	51.77	2.23	24.64	12.45	4.33	1.70	1.83	0.00	1.05
	II	1553	856	830	Snegur 61.45							Lucinschi 38.55	
MILEȘTII MICI	I	2484	1662	1586	53.15	1.13	19.86	14.00	6.75	1.32	2.46	0.00	1.32
	II	2512	1778	1739	Snegur 70.10							Lucinschi 29.90	
MOLEȘTI	I	1761	1224	1141	28.13	1.67	53.90	9.64	2.98	0.53	1.40	0.35	1.40
	II	1761	1113	1064	Snegur 37.88							Lucinschi 62.12	
NIMORENI	I	1452	824	765	54.77	2.61	26.14	5.62	4.05	1.31	2.88	0.39	2.22
	II	1467	816	778	Snegur 56.94							Lucinschi 43.06	
PIATRA ALBĂ	I	439	280	254	32.68	3.94	30.71	10.63	16.93	1.57	2.36	0.79	0.39
	II	439	278	271	Snegur 40.59							Lucinschi 59.41	
POJĂRENI	I	669	522	495	64.85	0.40	19.19	12.12	1.01	0.20	1.21	0.00	1.01
	II	676	498	482	Snegur 71.58							Lucinschi 28.42	
PUHOI	I	3462	2041	1928	49.43	0.78	26.04	13.12	1.35	1.35	5.50	0.10	2.33
	II	3508	1803	1727	Snegur 66.94							Lucinschi 33.06	
RUSEȘTII NOI	I	3318	1641	1521	41.35	1.12	41.03	12.69	0.85	0.39	1.51	0.20	0.85
	II	3325	1788	1724	Snegur 51.45							Lucinschi 48.55	
RUSEȘTII VECHI	I	219	153	145	51.72	2.07	33.79	7.59	3.45	0.00	0.69	0.69	0.00
	II	219	173	163	Snegur 36.81							Lucinschi 63.19	
SOCITENI	I	844	575	552	75.91	0.72	7.25	9.60	1.81	0.54	3.62	0.18	0.36
	II	848	581	559	Snegur 78.89							21.11	
SURUCENI	I	1635	978	933	79.64	0.75	10.83	5.47	0.43	0.75	0.96	0.21	0.96
	II	1639	1186	1158	Snegur 85.58							14.42	
ȚIPALA	I	2218	1300	1184	50.84	3.46	30.07	9.29	1.69	0.68	1.60	0.34	2.03
	II	2227	1400	1327	Snegur 58.18							Lucinschi 41.82	
ULMU	I	2240	1599	1496	48.73	3.21	12.90	13.37	15.98	0.74	3.81	0.07	1.20
	II	2306	1454	1399	Snegur 61.33							Lucinschi 38.67	
VĂSIENI	I	2836	1477	1379	45.54	2.25	12.91	21.61	4.71	0.80	9.35	0.36	2.47
	II	2844	1467	1387	Snegur 64.60							Lucinschi 35.40	
ZĂMBRENI	I	1612	1113	1071	29.97	2.05	53.78	5.51	3.83	0.93	2.89	0.37	0.65
	II	1660	1275	1249	Snegur 38.83							Lucinschi 61.17	



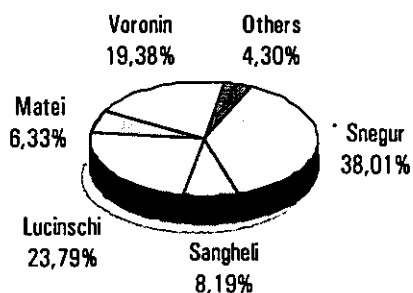
LEOVA DISTRICT

- Surface area, km² 720
- Distance from capital, km 100

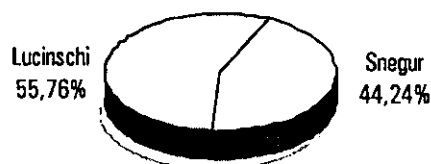
	I round	II round
● Number of registered voters ...	34855	35081
● Number of participating registered voters	25459	26249
● Percent of participating registered voters	73.04	74.82
● Number of valid votes cast	24103	25228

RESULTS OF THE ELECTION

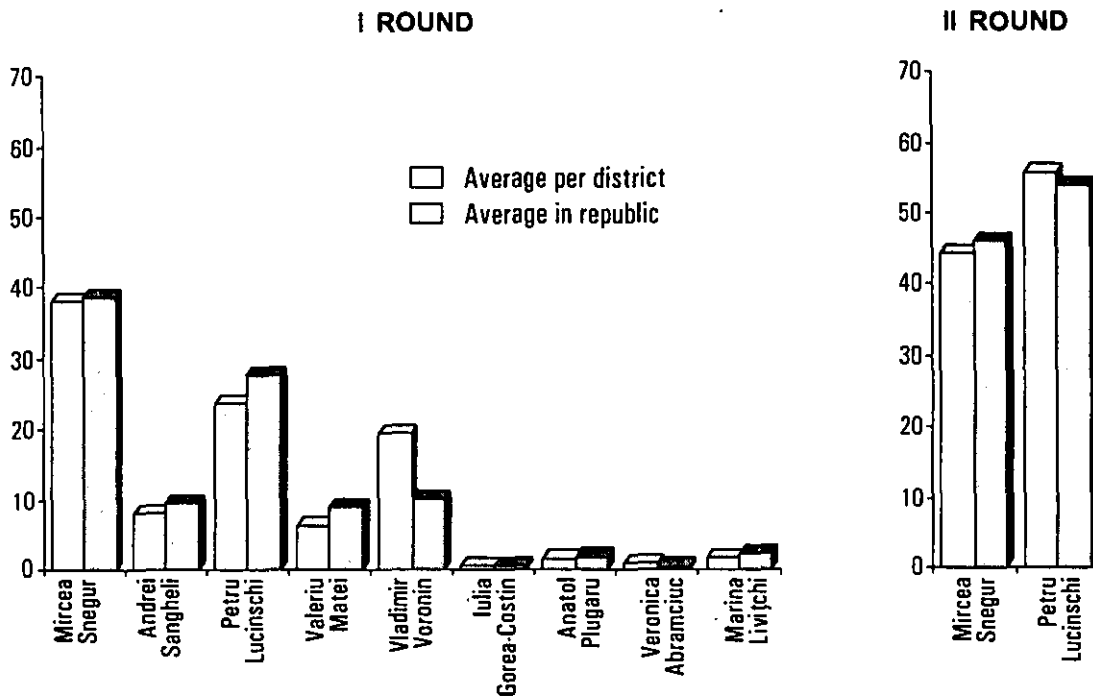
I ROUND



II ROUND



No.	Candidates	I round		II round	
		No. of votes	% of total	No. of votes	% of total
1.	Mircea Snegur	9161	38.01	11162	44.24
2.	Andrei Sangheli	1973	8.19		
3.	Petru Lucinschi	5735	23.79	14066	55.76
4.	Valeriu Matei	1526	6.33		
5.	Vladimir Voronin	4670	19.38		
6.	Iulia Gorea-Costin	105	0.44		
7.	Anatol Plugaru	374	1.55		
8.	Veronica Abramciuc	173	0.72		
9.	Marina Liviţchi	386	1.60		

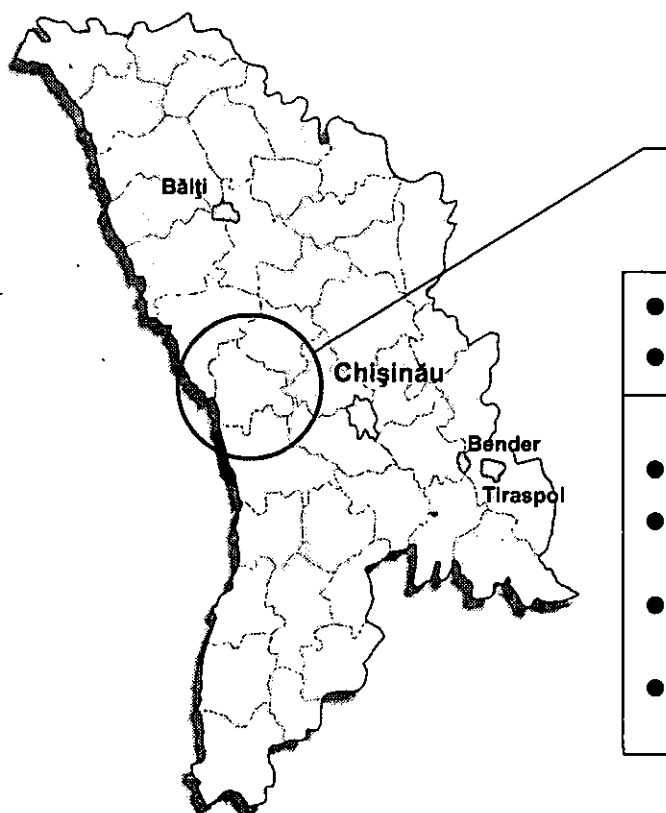


VOTES ACCUMULATED IN LOCALITIES

Locality name	Round	Registered voters	Participating registered voters	Valid votes cast	Mircea Snegur	Andrei Sangheli	Petru Lucinschi	Valeriu Matei	Vladimir Voronin	Iulia Gorea-Costin	Anatol Plugaru	Veronica Abramciuc	Marina Livijchi
BĂIUȘ	I	695	516	482	29.67	3.94	8.51	7.68	42.32	0.62	2.70	0.00	4.56
	II	698	488	458	Snegur 61.35				Lucinschi 38.65				
BEȘTEMAC	I	795	594	566	42.93	8.30	27.92	2.47	13.78	0.71	3.00	0.00	0.88
	II	796	630	615	Snegur 33.33				Lucinschi 66.67				
BOROGANI	I	2364	1781	1662	34.78	1.99	31.41	20.40	3.73	1.08	4.99	0.24	1.38
	II	2364	1904	1724	Snegur 62.41				Lucinschi 37.59				
CAZANGIC	I	639	541	502	27.29	1.20	5.98	56.18	6.97	0.00	0.80	0.60	1.00
	II	640	553	536	Snegur 80.97				19.03				
CÂMPUL DREPT	I	289	267	263	45.63	14.07	35.36	0.00	2.66	0.00	0.76	0.38	1.14
	II	291	256	252	Snegur 41.27				Lucinschi 58.73				
CÂZLAR	I	129	124	122	2.46	2.46	51.64	0.00	40.16	0.00	0.00	0.00	3.28
	II	134	122	122	4.10				Lucinschi 95.90				
CEADÂR	I	722	602	585	65.64	10.09	16.58	1.03	2.74	0.00	0.34	0.34	3.25
	II	718	651	634	Snegur 45.27				Lucinschi 54.73				
CNEAZEVCA	I	709	561	531	5.08	2.64	51.04	0.56	30.70	0.00	0.00	8.85	1.13
	II	713	574	559	6.08				Lucinschi 93.92				
COCIULIA NOUĂ	I	144	142	139	12.95	1.44	3.60	11.51	63.31	0.72	1.44	0.72	4.32
	II	144	117	116	Snegur 65.52				Lucinschi 34.48				
COLIBABOVCA	I	724	540	518	6.56	50.39	18.73	0.00	16.80	0.00	0.19	6.95	0.39
	II	726	591	566	4.95				Lucinschi 95.05				
COVURLUI	I	1006	739	610	55.74	19.02	3.93	2.95	14.92	0.82	2.13	0.00	0.49
	II	1018	857	772	Snegur 59.07				Lucinschi 40.93				

Locality name	Round	Registered voters	Participating registered voters	Valid votes cast	Mircea Snegur	Andrei Sangheli	Petru Lucinschi	Valeriu Matei	Vladimir Voronin	Iulia Gorea-Costin	Anatol Plugaru	Veronica Abramciuc	Marina Livichi
CUPCUI	I	918	654	599	35.73	7.01	14.69	1.50	37.56	0.33	1.17	1.00	1.00
	II	930	663	644	Snegur 53.11					Lucinschi 46.89			
CUPORANI	I	234	197	194	15.98	26.80	32.47	0.00	23.71	0.00	0.00	0.00	1.03
	II	235	196	192	Snegur 21.88					Lucinschi 78.13			
FILIPENI	I	2115	1135	1079	43.74	5.38	38.18	2.60	5.65	0.09	0.56	0.09	3.71
	II	2123	1197	1148	Snegur 45.91					Lucinschi 54.09			
FRUMUȘICA	I	110	89	82	71.95	0.00	21.95	2.44	0.00	0.00	0.00	0.00	3.66
	II	110	89	83	Snegur 62.65					Lucinschi 37.35			
HĂNĂSENII NOI	I	727	571	533	68.11	8.07	14.45	4.50	1.31	0.94	0.56	0.00	2.06
	II	731	530	519	Snegur 69.94					Lucinschi 30.06			
HÂRTOP	I	71	71	67	56.72	20.90	5.97	2.99	8.96	0.00	0.00	0.00	4.48
	II	75	72	68	Snegur 48.53					Lucinschi 51.47			
IARGARA	I	3570	2344	2206	23.03	5.89	32.18	5.94	28.42	0.41	1.31	1.59	1.22
	II	3579	2420	2339	Snegur 30.06					Lucinschi 69.94			
LEOVA	I	7713	5255	5038	34.82	6.33	26.38	5.36	23.82	0.38	1.27	0.28	1.37
	II	7817	5515	5401	Snegur 42.40					Lucinschi 57.60			
ORAC	I	722	569	544	56.43	6.07	20.04	3.86	3.31	0.37	3.13	0.37	6.43
	II	725	612	591	Snegur 38.92					Lucinschi 61.08			
ROMANOVCA	I	336	259	234	38.46	17.09	20.51	2.14	16.67	0.00	0.85	0.00	4.27
	II	336	247	231	Snegur 40.69					Lucinschi 59.31			
SĂRATA NOUĂ	I	1040	797	760	27.63	10.26	29.21	10.26	18.42	1.05	1.05	0.13	1.97
	II	1035	771	745	Snegur 40.00					Lucinschi 60.00			
SĂRATA-RĂZEȘI	I	869	648	604	64.40	3.31	13.41	1.32	16.23	0.17	0.17	0.17	0.83
	II	866	575	550	Snegur 54.55					Lucinschi 45.45			
SĂRĂTENI	I	609	492	461	27.98	10.20	23.64	1.52	26.03	0.65	8.03	0.43	1.52
	II	618	503	478	Snegur 34.73					Lucinschi 65.27			
SĂRĂȚICA NOUĂ	I	513	405	379	44.85	11.35	30.87	7.92	2.90	0.53	0.79	0.00	0.79
	II	512	420	412	Snegur 50.00					Lucinschi 50.00			
SĂRĂȚICA VECHE	I	259	236	224	32.59	3.13	42.41	12.95	2.23	1.34	1.34	0.00	4.02
	II	265	224	211	Snegur 50.71					Lucinschi 49.29			
SÂRMA	I	631	589	562	47.33	9.61	8.01	3.38	27.40	0.89	1.96	0.53	0.89
	II	662	575	558	Snegur 63.80					Lucinschi 36.20			
SELIȘTE	I	188	153	144	38.19	2.78	16.67	34.03	8.33	0.00	0.00	0.00	0.00
	II	188	148	140	Snegur 59.29					Lucinschi 40.71			
TIGHECI	I	1377	967	920	58.15	8.37	18.15	3.59	7.28	0.87	2.07	0.11	1.41
	II	1375	952	913	Snegur 59.69					Lucinschi 40.31			
TOCHILE-RĂDUCANI	I	1049	765	726	34.85	0.96	37.47	2.48	22.04	0.00	0.83	0.55	0.83
	II	1046	813	783	Snegur 33.46					Lucinschi 66.54			
TOMAI	I	2151	1525	1473	77.26	6.25	5.57	2.72	5.91	0.20	1.22	0.00	0.88
	II	2156	1635	1557	Snegur 68.21					Lucinschi 31.79			
TOMAIUL NOU	I	337	303	288	3.13	29.86	40.63	0.35	23.96	0.35	0.00	0.69	1.04
	II	344	285	271	7.01					Lucinschi 92.99			
TROIAN	I	210	202	201	1.00	11.44	4.98	0.00	80.60	0.00	1.49	0.50	0.00
	II	209	202	197	8.12					Lucinschi 91.88			

Locality name	Round	Registered voters	Participating registered voters	Valid votes cast	Mircea Snegur	Andrei Sangheli	Petru Lucinschi	Valeriu Matei	Vladimir Voronin	Iulia Gorea-Costin	Anatol Plugaru	Veronica Abramciuc	Marina Livijchi
TROIȚA	I	277	275	267	1.87	15.36	27.72	0.37	53.56	0.37	0.00	0.75	0.00
	II	283	281	280	1.79 Lucinschi 98.21								
VICTORIA	I	93	77	74	74.32	17.57	4.05	2.70	1.35	0.00	0.00	0.00	0.00
	II	95	80	75	Snegur 78.67 21.33								
VOZNESENI	I	520	474	464	1.94	11.42	12.50	0.86	71.55	0.22	0.00	0.86	0.65
	II	524	501	488	3.28 Lucinschi 96.72								



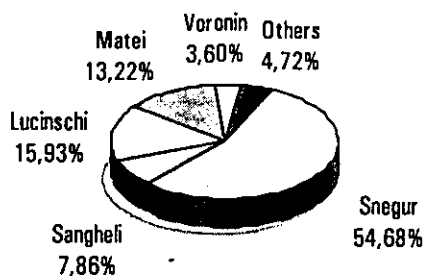
NISPORENI DISTRICT

- Surface area, km² 760
- Distance from capital, km 70

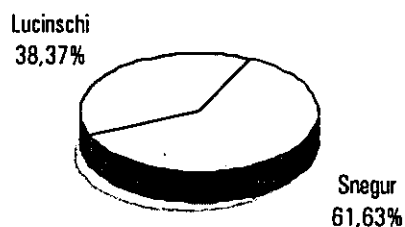
	I round	II round
● Number of registered voters ...	51426	51249
● Number of participating registered voters	38172	37944
● Percent of participating registered voters	74.23	74.04
● Number of valid votes cast	35873	36687

RESULTS OF THE ELECTION

I ROUND



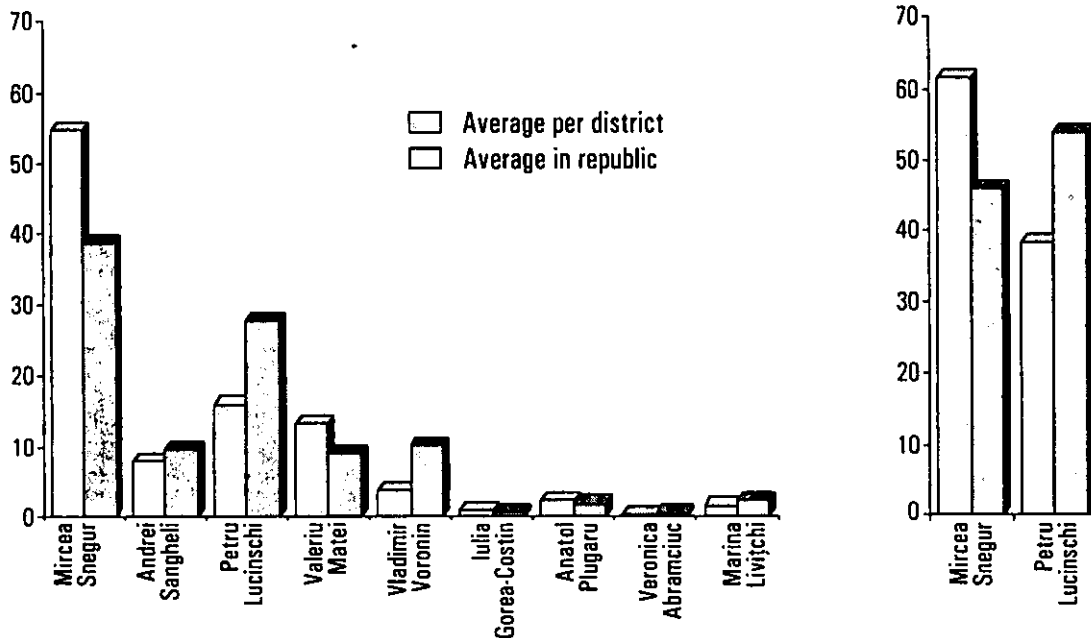
II ROUND



No.	Candidates	I round		II round	
		No. of votes	% of total	No. of votes	% of total
1.	Mircea Snegur	19616	54.68	22612	61.63
2.	Andrei Sangheli	2820	7.86		
3.	Petru Lucinschi	5713	15.93	14075	38.37
4.	Valeriu Matei	4742	13.22		
5.	Vladimir Voronin	1290	3.60		
6.	Iulia Gorea-Costin	254	0.71		
7.	Anatol Plugaru	792	2.21		
8.	Veronica Abramciuc	95	0.26		
9.	Marina Livitchi	551	1.54		

I ROUND

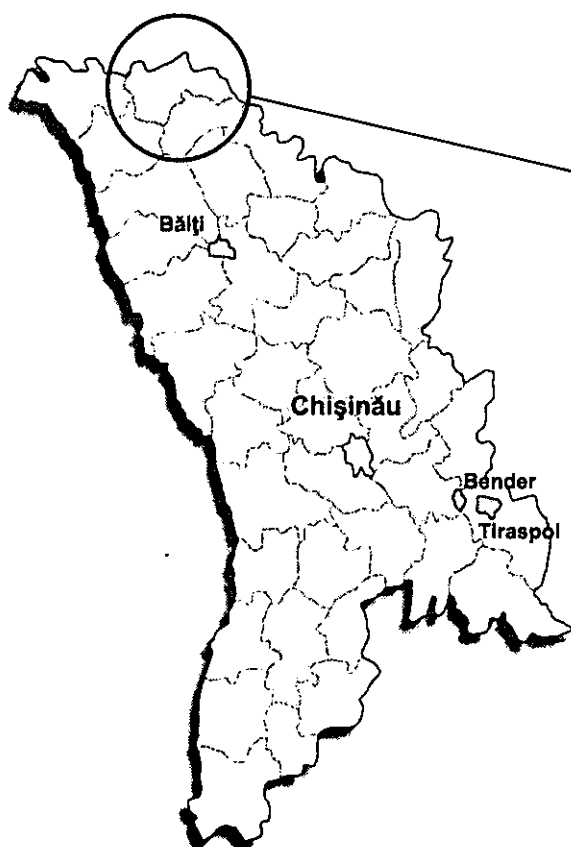
II ROUND



VOTES ACCUMULATED IN LOCALITIES

Locality name	Round	Registered voters	Participating registered voters	Valid votes cast	Mircea Snegur	Andrei Sangheli	Petru Lucinschi	Valeriu Matei	Vladimir Voronin	Iulia Gorea-Costin	Anatol Plugaru	Veronica Abramciuc	Marina Livitchi
BĂLĂNEȘTI	I	1934	1516	1394	37.80	18.15	15.35	22.88	2.30	0.93	0.86	0.14	1.58
	II	1928	1632	1509	Snegur 46.52				Lucinschi 53.48				
BĂLĂUREȘTI	I	1524	1471	1354	44.53	10.64	7.53	20.09	11.82	0.89	2.81	0.15	1.55
	II	1515	1226	1185	Snegur 59.41				Lucinschi 40.59				
BĂRBOIENI	I	556	437	407	62.41	6.88	7.62	16.95	3.44	0.98	1.47	0.25	0.00
	II	558	445	432	Snegur 78.47				21.53				
BOLDUREȘTI	I	2710	1825	1655	28.16	6.59	47.25	4.95	6.04	1.27	1.63	0.91	3.20
	II	2707	1944	1872	Snegur 30.13				Lucinschi 69.87				
BOLȚUN	I	703	564	519	46.44	10.79	24.66	3.66	5.59	0.00	6.17	0.96	1.73
	II	700	536	519	Snegur 48.75				Lucinschi 51.25				
BRĂTULENI	I	1277	1126	1095	72.15	4.47	18.08	3.93	0.18	0.27	0.00	0.09	0.82
	II	1283	1088	1065	Snegur 68.92				Lucinschi 31.08				
BURSUC	I	783	590	576	77.43	2.26	10.76	1.91	2.43	0.17	2.60	0.17	2.26
	II	785	575	558	Snegur 65.41				Lucinschi 34.59				
CĂLIMĂNEȘTI	I	537	475	445	60.67	4.49	18.20	5.17	7.87	0.45	2.92	0.00	0.22
	II	535	484	473	Snegur 50.74				Lucinschi 49.26				
CĂȚELENI	I	795	604	549	56.10	1.64	14.75	20.95	3.10	0.73	1.64	0.00	1.09
	II	792	597	575	Snegur 65.74				Lucinschi 34.26				
CIOREȘTI	I	2615	1812	1647	63.57	13.96	10.75	6.92	1.03	0.73	1.34	0.73	0.97
	II	2622	1690	1622	Snegur 71.64				Lucinschi 28.36				
CIUCIULENI	I	4516	2957	2789	55.15	10.36	18.75	7.82	4.16	0.86	1.43	0.14	1.33
	II	4475	2874	2757	Snegur 53.14				Lucinschi 46.86				

Locality name	Round	Registered voters	Participating registered voters	Valid votes: cast	Mircea Snegur	Andrei Sangheli	Petru Lucinschi	Valeriu Matei	Vladimir Voronin	Iulia Gorea-Costin	Anatol Plugaru	Veronica Abramciuc	Marina Litvichi
CIUTEȘTI	I	1198	870	827	75.21	1.45	12.33	5.93	0.97	0.60	2.90	0.12	0.48
	II	1202	958	940	Snegur 82.23								17.77
CRISTEȘTI	I	791	708	672	29.32	8.78	38.39	4.61	6.85	0.30	7.14	1.04	3.57
	II	791	708	678	Snegur 33.63				Lucinschi 66.37				
DOLNA	I	821	629	580	35.17	15.52	20.34	10.34	12.76	0.17	4.31	0.00	1.38
	II	821	653	621	Snegur 39.45				Lucinschi 60.55				
DRĂGUȘENII NOI	I	1491	1072	996	56.53	11.95	15.26	8.23	1.91	0.70	3.41	0.10	1.91
	II	1493	924	894	Snegur 53.02				Lucinschi 46.98				
GROZEȘTI	I	1484	1078	1002	37.72	5.69	13.87	34.93	1.20	1.50	2.99	0.50	1.60
	II	1491	1066	1024	Snegur 62.40				Lucinschi 37.60				
IURCENI	I	1261	950	906	46.80	13.80	20.97	9.60	4.08	0.22	2.87	0.55	1.10
	II	1263	968	933	Snegur 48.55				Lucinschi 51.45				
MARINICI	I	1621	1138	1098	58.47	2.37	17.76	13.21	2.64	0.73	3.55	0.18	1.09
	II	1621	1018	994	Snegur 59.26				Lucinschi 40.74				
MICLEUȘENI	I	1580	1351	1276	48.98	31.03	13.79	2.04	2.04	0.39	0.63	0.63	0.47
	II	1585	1340	1303	Snegur 43.21				Lucinschi 56.79				
MILEȘTI	I	2054	1269	1151	54.82	6.52	11.12	22.42	1.30	0.43	0.96	0.09	2.35
	II	2052	1235	1181	Snegur 70.03				Lucinschi 29.97				
NISPORENI	I	8842	6283	6008	50.78	3.10	15.55	21.55	3.55	0.98	1.98	0.08	2.43
	II	8786	6507	6353	Snegur 68.57				Lucinschi 31.43				
SELIȘTE	I	2251	1793	1690	72.13	5.50	7.81	8.88	2.13	0.59	1.95	0.18	0.83
	II	2253	1816	1758	Snegur 80.60				19.40				
SOLTĂNEȘTI	I	968	765	727	74.14	10.32	4.26	7.43	1.24	0.00	1.65	0.41	0.55
	II	957	735	721	Snegur 71.98				Lucinschi 28.02				
ȘIȘCANI	I	1815	1494	1430	69.30	7.34	13.85	4.76	2.80	0.07	1.26	0.14	0.49
	II	1810	1390	1351	Snegur 59.29				Lucinschi 40.71				
VALEA-TRESTIENI	I	1258	981	877	46.18	12.54	15.51	8.78	4.45	1.48	9.35	0.11	1.60
	II	1258	934	895	Snegur 57.88				Lucinschi 42.12				
VĂRZĂREȘTI	I	4008	2879	2755	64.32	1.85	7.77	20.76	1.81	0.76	1.16	0.18	1.38
	II	4031	2990	2908	Snegur 81.33				18.67				
VÂNĂTORI	I	768	601	541	51.20	3.51	14.60	11.65	16.45	0.00	1.66	0.37	0.55
	II	778	633	611	Snegur 52.70				Lucinschi 47.30				
ZBEROAIA	I	1265	934	907	64.61	2.43	16.76	9.92	1.32	0.44	3.09	0.11	1.32
	II	1157	978	955	Snegur 64.61				Lucinschi 35.39				



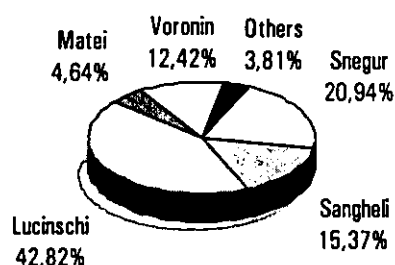
OCNIȚA DISTRICT

- Surface area, km² 660
- Distance from capital, km 232

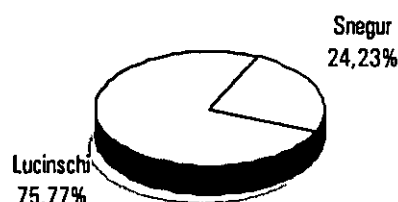
	I round	II round
● Number of registered voters ...	43468	43913
● Number of participating registered voters	34746	36320
● Percent of participating registered voters	79.93	82.71
● Number of valid votes cast	32759	35090

RESULTS OF THE ELECTION

I ROUND

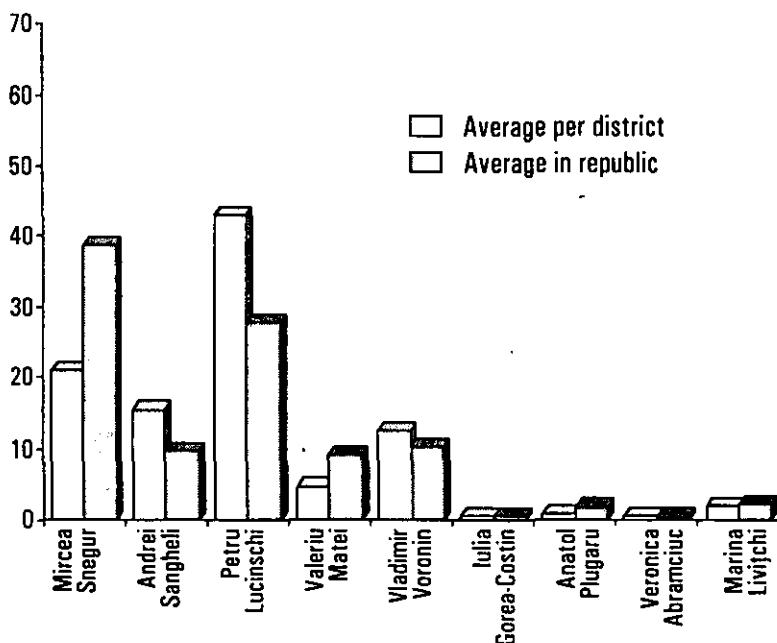


II ROUND

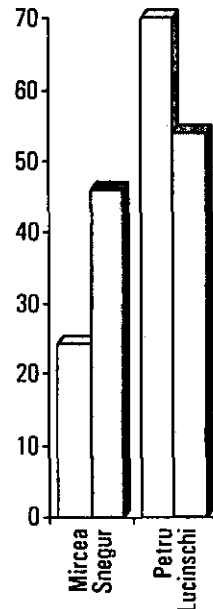


No.	Candidates	I round		II round	
		No. of votes	% of total	No. of votes	% of total
1.	Mircea Snegur	6860	20.94	8502	24.23
2.	Andrei Sangheli	5036	15.37		
3.	Petru Lucinschi	14026	42.82	26588	75.77
4.	Valeriu Matei	1520	4.64		
5.	Vladimir Voronin	4068	12.42		
6.	Iulia Gorea-Costin	214	0.65		
7.	Anatol Plugaru	250	0.76		
8.	Veronica Abramciuc	140	0.43		
9.	Marina Livițchi	645	1.97		

I ROUND



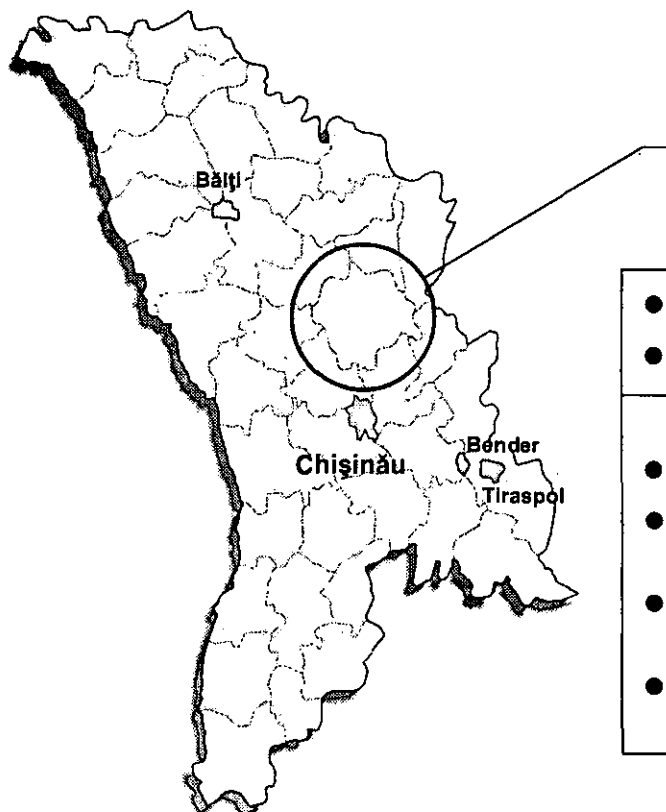
II ROUND



VOTES ACCUMULATED IN LOCALITIES

Locality name	Round	Registered voters	Participating registered voters	Valid votes cast	Mircea Snegur	Andrei Sangheli	Petru Lucinschi	Valeriu Matei	Vladimir Voronin	Iulia Gorea-Costin	Anatol Plugaru	Veronica Abramciuc	Marina Livijchi
BÂRLĂDENI	I	675	666	637	3.14	38.30	49.14	0.16	8.48	0.00	0.16	0.16	0.47
	II	687	660	637	Lucinschi 95.76								
BÂRNOVA	I	1958	1381	1301	43.20	23.83	12.38	7.84	5.84	1.00	0.69	0.38	4.84
	II	1971	1387	1356	Snegur 55.31 Lucinschi 44.69								
BEREZOVCA	I	412	349	338	3.55	2.07	83.14	1.78	7.99	0.30	0.00	0.00	1.18
	II	413	350	340	Lucinschi 93.53								
CALARAȘOVCA	I	1316	1053	1024	3.03	1.56	74.61	0.59	19.92	0.10	0.10	0.00	0.10
	II	1345	1277	1252	Lucinschi 96.49								
CEPELEUȚI	I	1196	942	895	49.72	3.13	18.99	19.11	2.79	0.78	0.56	0.45	4.47
	II	1204	970	947	Snegur 59.66 Lucinschi 40.34								
CLOCUȘNA	I	1997	1571	1354	19.42	11.23	52.58	6.35	6.50	1.03	0.37	0.89	1.62
	II	2007	1419	1358	Snegur 35.20 Lucinschi 64.80								
CODRENI	I	754	690	683	1.61	1.32	92.09	0.00	4.69	0.00	0.00	0.29	0.00
	II	759	723	713	Lucinschi 98.88								
COREȘTĂUȚI	I	1015	891	803	1.49	8.22	46.08	0.37	41.47	0.00	0.00	0.25	2.12
	II	1034	1001	975	Lucinschi 97.54								
DÂNGENI	I	1495	1345	1277	20.83	8.30	60.30	3.45	2.82	0.78	1.41	0.23	1.88
	II	1505	1076	1025	Snegur 25.66 Lucinschi 74.34								
FRUNZĂ	I	1209	1015	984	7.52	1.02	63.52	1.42	24.90	0.30	0.00	0.41	0.91
	II	1205	1102	1082	Lucinschi 92.88								
GÂRBOVA	I	1199	988	939	39.83	4.05	29.18	14.38	5.32	1.28	1.81	0.11	4.05
	II	1195	1028	1006	Snegur 46.62 Lucinschi 53.38								

Locality name	Round	Registered voters	Participating registered voters	Valid votes cast	Mircea Snegur	Andrei Sangheli	Petru Lucinschi	Valeriu Matei	Vladimir Voronin	Iulia Gorea-Costin	Anatol Plugaru	Veronica Abramciuc	Marina Livichi
GRINĂUȚI-MOLDOVA	I	822	753	722	14.13	64.96	7.89	6.09	1.94	1.94	0.28	0.28	2.49
	II	824	761	730	Snegur 30.82				Lucinschi 69.18				
GRINĂUȚI-RAIA	I	623	598	586	8.70	65.19	7.68	9.22	4.27	0.68	1.02	0.85	2.39
	II	622	580	563	Snegur 25.75				Lucinschi 74.25				
HĂDĂRĂUȚI	I	1787	1659	1590	6.67	72.01	10.82	3.33	3.58	0.38	0.88	0.13	2.20
	II	1789	1577	1537	12.43				Lucinschi 87.57				
LENCĂUȚI	I	870	691	613	32.46	5.87	42.25	9.14	3.43	0.82	1.79	0.33	3.92
	II	875	702	672	Snegur 34.08				Lucinschi 65.92				
LIPNIC	I	2092	1383	1308	60.93	3.13	14.91	10.55	3.44	1.22	1.22	0.38	4.20
	II	2101	1503	1460	Snegur 70.68				Lucinschi 29.32				
MAIOVCA	I	126	112	93	6.45	15.05	19.35	0.00	51.61	0.00	2.15	1.08	4.30
	II	126	116	113	12.39				Lucinschi 87.61				
MEREȘEUCA	I	956	882	853	63.07	3.05	20.63	7.50	2.93	0.70	0.94	0.12	1.06
	II	957	867	822	Snegur 59.37				Lucinschi 40.63				
MIHĂLĂȘENI	I	1225	970	847	15.94	7.56	52.66	12.99	5.19	0.83	2.01	0.35	2.48
	II	1225	1029	980	Snegur 41.02				Lucinschi 58.98				
NASLAVCEA	I	1078	646	563	2.31	4.44	85.26	0.18	4.44	0.00	1.07	0.18	2.13
	II	1082	962	932	3.54				Lucinschi 96.46				
OCNIȚA	I	6584	4467	4258	18.29	4.53	41.73	2.91	29.00	0.42	0.94	0.80	1.36
	II	6729	4741	4618	Snegur 21.13				Lucinschi 78.87				
OCNIȚA	I	2329	2068	1980	21.41	46.62	21.97	2.32	3.43	1.57	0.61	0.40	1.67
	II	2339	2018	1936	Snegur 24.79				Lucinschi 75.21				
OTACI	I	3598	2310	2183	12.09	5.82	58.91	0.64	20.98	0.09	0.41	0.55	0.50
	II	3766	3026	2926	9.50				Lucinschi 90.50				
PALADEA	I	501	477	459	50.33	9.15	26.58	5.66	3.70	0.87	0.87	0.65	2.18
	II	505	496	487	Snegur 51.95				Lucinschi 48.05				
PAUSTOVA	I	729	696	661	50.08	1.36	29.05	5.45	9.23	0.45	1.51	0.61	2.27
	II	710	543	527	Snegur 36.43				Lucinschi 63.57				
RÂNGACI	I	176	173	163	6.75	3.68	61.35	4.91	18.40	0.00	0.00	0.00	4.91
	II	174	168	162	9.26				Lucinschi 90.74				
REDIUL MARE	I	695	638	542	25.46	44.65	10.70	7.01	4.80	1.11	1.11	0.18	4.98
	II	693	643	510	Snegur 37.25				Lucinschi 62.75				
RUJNIȚA	I	1082	1054	1021	1.86	18.32	69.05	0.88	8.72	0.00	0.00	0.10	1.08
	II	1086	1068	1019	2.16				Lucinschi 97.84				
SAUCA	I	1544	1320	1264	21.04	3.09	49.13	8.23	11.31	1.34	2.29	0.55	3.01
	II	1548	1381	1361	16.31				Lucinschi 83.69				
UNGURI	I	1125	985	953	2.20	2.52	55.93	0.10	37.15	0.84	0.10	1.05	0.10
	II	1127	1025	991	1.92				Lucinschi 98.08				
VĂLCINEȚ	I	1429	1291	1229	5.04	2.93	83.56	0.08	7.49	0.08	0.00	0.16	0.65
	II	1434	1387	1367	4.24				Lucinschi 95.76				
VEREJENI	I	871	682	636	46.70	3.14	39.78	3.93	3.30	0.79	0.16	0.31	1.89
	II	876	734	686	Snegur 45.34				Lucinschi 54.66				



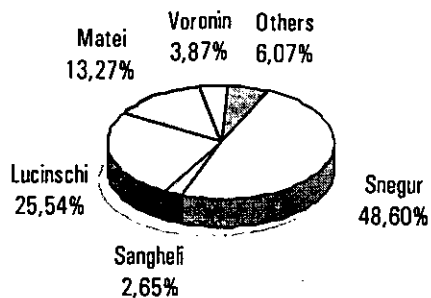
ORHEI DISTRICT

- Surface area, km² 1170
- Distance from capital, km 46

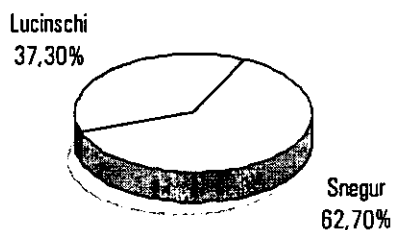
	I round	II round
● Number of registered voters ...	82469	84423
● Number of participating registered voters	57875	62022
● Percent of participating registered voters	70.18	73.47
● Number of valid votes cast	55676	60538

RESULTS OF THE ELECTION

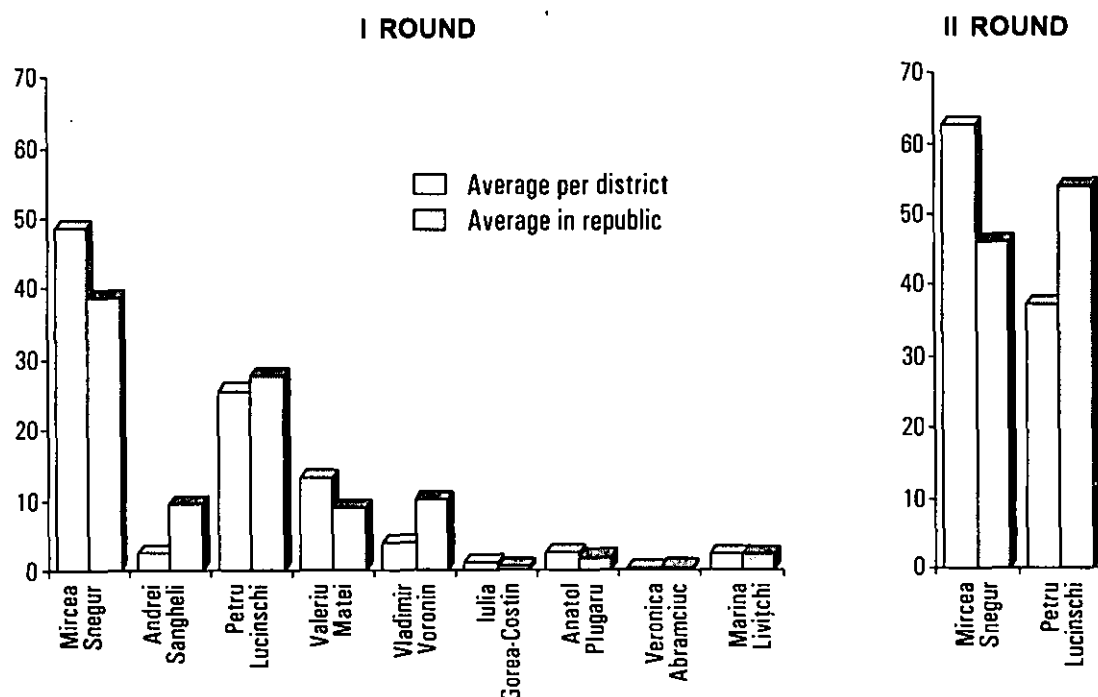
I ROUND



II ROUND



No.	Candidates	I round		II round	
		No. of votes	% of total	No. of votes	% of total
1.	Mircea Snegur	27061	48.60	37959	62.70
2.	Andrei Sangheli	1476	2.65		
3.	Petru Lucinschi	14218	25.54	22579	37.30
4.	Valeriu Matei	7387	13.27		
5.	Vladimir Voronin	2153	3.87		
6.	Iulia Gorea-Costin	569	1.02		
7.	Anatol Plugaru	1388	2.49		
8.	Veronica Abramciuc	173	0.31		
9.	Marina Livițchi	1251	2.25		



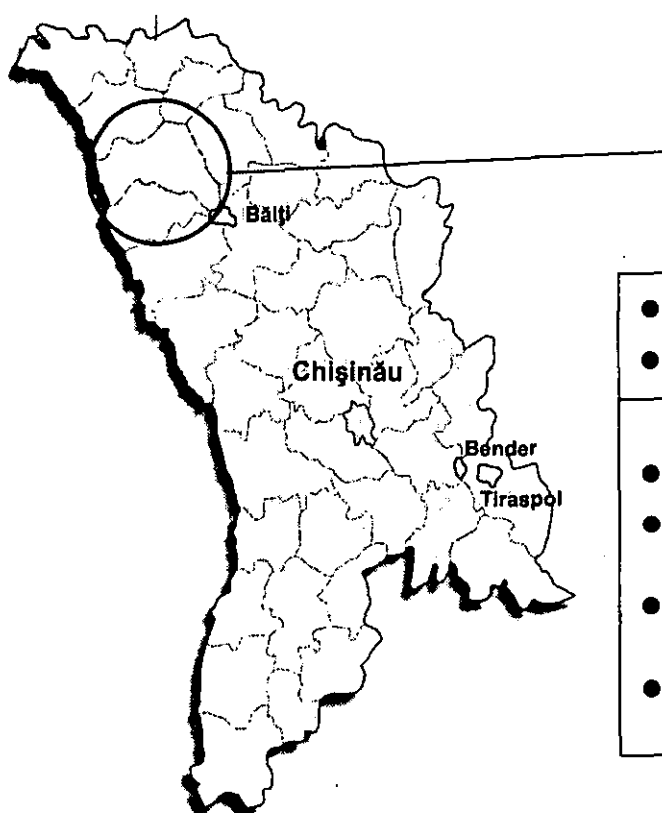
VOTES ACCUMULATED IN LOCALITIES

Locality name	Round	Registered voters	Participating registered voters	Valid votes cast	Mircea Snegur	Andrei Sangheli	Petru Lucinschi	Valeriu Matei	Vladimir Voronin	Iulia Gorea-Costin	Anatol Plugaru	Veronica Abramciuc	Marina Livijchi
BEREZLOGI	I	1059	810	773	11.77	1.42	77.49	1.94	4.79	0.26	0.65	0.78	0.91
	II	1059	918	893	14.45	Lucinschi 85.55							
BIEȘTI	I	1356	1054	1003	41.67	5.38	25.22	18.54	2.79	1.20	2.69	0.30	2.19
	II	1354	1051	1027	53.75	Lucinschi 46.25							
BOLOHAN	I	1047	831	820	70.12	2.93	17.93	5.85	0.73	0.73	0.73	0.24	0.73
	II	1060	824	816	77.94	22.06							
BRĂNEȘTI	I	1158	806	775	67.74	0.65	13.29	10.19	2.84	1.03	1.94	0.39	1.94
	II	1379	989	960	80.31	19.69							
BRĂVICENI	I	1426	949	936	67.41	1.92	16.24	6.20	3.53	0.75	1.28	0.00	2.67
	II	1435	996	974	74.95	Lucinschi 25.05							
BREANOVA	I	495	401	381	22.31	1.57	34.38	24.41	12.07	0.26	4.20	0.52	0.26
	II	506	400	388	27.32	Lucinschi 72.68							
BUDĂI	I	235	144	137	51.09	2.19	21.17	5.84	5.11	0.73	3.65	1.46	8.76
	II	237	161	155	62.58	Lucinschi 37.42							
BULĂIEȘTI	I	1294	727	709	2.12	4.94	84.34	0.28	5.36	0.14	0.56	0.56	1.69
	II	1294	829	799	1.63	Lucinschi 98.37							
BUTUCENI	I	387	316	292	82.19	0.00	7.53	5.14	1.37	0.68	3.08	0.00	0.00
	II	393	367	362	91.44	8.56							
CAMENCEA	I	852	654	621	67.15	1.45	15.30	7.73	0.48	2.58	2.42	0.00	2.90
	II	861	541	514	74.12	Lucinschi 25.88							
CHIPERCENI	I	1770	1237	1161	45.39	3.10	13.26	26.01	4.31	0.86	3.88	0.52	2.67
	II	1786	1349	1289	73.70	Lucinschi 26.30							

Locality name	Round	Registered voters	Participating registered voters	Valid votes cast	Mircea Snegur	Andrei Sangheli	Petru Lucinschi	Valeriu Matei	Vladimir Voronin	Iulia Gorea-Costin	Anatol Plugaru	Veronica Abramciuc	Marina Livitchi
CIHORENI	I	675	534	516	46.51	3.68	28.29	13.95	3.10	0.97	1.74	0.19	1.55
	II	673	542	523	Snegur 56.41							Lucinschi 43.59	
CIOCĂLTENI	I	1881	1188	1138	50.70	0.44	15.64	24.52	1.41	0.79	4.31	0.00	2.20
	II	1931	1257	1226	Snegur 71.04							Lucinschi 28.96	
CIȘMEA	I	976	722	690	74.06	0.29	10.29	6.81	1.01	0.72	3.19	0.29	3.33
	II	979	707	686	Snegur 84.69							15.31	
CLIȘOVA	I	1043	731	698	59.46	1.72	27.51	5.16	1.15	0.14	1.00	0.29	3.58
	II	1049	743	733	Snegur 75.03							Lucinschi 24.97	
CRIHANA	I	141	130	129	54.26	1.55	27.13	10.85	0.78	0.00	2.33	0.00	3.10
	II	140	140	138	Snegur 52.90							Lucinschi 47.10	
CUCURUZENI	I	1377	837	793	72.38	1.89	14.25	5.42	0.88	0.63	1.64	0.38	2.52
	II	1379	803	770	Snegur 69.09							Lucinschi 30.91	
CUCURUZENII DE SUS	I	291	280	279	60.93	0.72	24.73	2.87	0.72	0.72	5.02	0.00	4.30
	II	288	276	276	Snegur 61.59							Lucinschi 38.41	
CURCHI	I	290	234	231	26.41	5.63	6.06	51.08	7.79	0.00	0.00	0.00	3.03
	II	288	228	228	Snegur 67.54							Lucinschi 32.46	
DIȘCOVA	I	692	408	387	23.26	0.00	32.82	29.97	3.36	1.81	2.58	0.52	5.68
	II	703	437	418	Snegur 58.37							Lucinschi 41.63	
DONICI	I	587	389	359	54.60	1.39	24.51	11.98	1.67	1.39	1.67	0.00	2.79
	II	580	407	393	Snegur 73.54							Lucinschi 26.46	
FURCENI	I	960	657	611	62.03	4.09	18.17	5.73	2.13	0.82	0.98	0.82	5.24
	II	980	725	697	Snegur 63.27							Lucinschi 36.73	
GHETLOVA	I	918	790	764	47.64	3.14	13.74	29.06	2.49	1.05	2.36	0.00	0.52
	II	923	767	740	Snegur 72.84							Lucinschi 27.16	
HÂJDIENI	I	470	424	408	12.99	1.23	70.83	2.45	6.37	0.00	1.47	0.00	4.66
	II	472	424	413	18.40							Lucinschi 81.60	
HULBOACA	I	555	540	528	59.66	1.52	11.93	16.10	4.55	3.03	2.08	0.19	0.95
	II	552	527	494	Snegur 68.22							Lucinschi 31.78	
ISACOVA	I	1561	1127	1077	63.70	1.11	17.55	9.94	1.30	0.46	4.18	0.37	1.39
	II	1550	1049	1015	Snegur 74.09							Lucinschi 25.91	
IVANCEA	I	1388	993	953	15.11	3.78	70.83	2.10	4.51	0.00	1.36	0.31	1.99
	II	1411	1042	1019	Snegur 18.65							Lucinschi 81.35	
IZVOARE	I	269	233	226	43.36	4.87	43.36	3.10	1.33	0.88	1.33	0.44	1.33
	II	269	238	233	Snegur 56.65							Lucinschi 43.35	
JORA DE JOS	I	948	723	705	32.77	0.57	41.84	14.75	3.26	0.57	4.11	0.28	1.84
	II	960	752	731	Snegur 68.67							Lucinschi 31.33	
JORA DE MIJLOC	I	934	696	664	28.01	2.86	46.84	12.50	0.15	0.60	4.67	1.20	3.16
	II	943	796	778	Snegur 67.35							Lucinschi 32.65	
JORA DE SUS	I	639	457	445	49.21	1.80	31.91	10.34	0.45	0.22	2.70	1.80	1.57
	II	648	511	503	Snegur 72.56							Lucinschi 27.44	
LOPATNA	I	308	287	274	54.38	4.74	27.37	6.20	4.01	0.00	2.19	0.36	0.73
	II	318	265	251	Snegur 72.91							Lucinschi 27.09	
LUCAȘEUCA	I	1504	895	846	45.51	1.18	9.46	34.52	4.37	0.71	2.96	0.12	1.18
	II	1526	1117	1095	Snegur 77.99							22.01	

Locality name	Round	Registered voters	Participating registered voters	Valid votes cast	Mircea Snegur	Andrei Sangheli	Petru Lucinschi	Valeriu Matei	Vladimir Voronin	Iulia Gorea-Costin	Anatol Plugaru	Veronica Abramciuc	Marina Livitschi
MANA	I	354	278	270	47.04	1.48	14.44	21.48	1.48	0.74	2.59	0.37	10.37
	II	361	283	277	Snegur 56.68					Lucinschi 43.32			
MĂLĂIEȘTI	I	734	568	546	60.26	3.48	17.40	8.42	3.30	1.10	1.65	0.18	4.21
	II	745	571	562	Snegur 56.58					Lucinschi 43.42			
MĂRZACI	I	432	365	346	59.25	2.02	23.12	4.62	2.02	2.02	4.62	0.29	2.02
	II	434	407	385	Snegur 67.01					Lucinschi 32.99			
MĂRZEȘTI	I	584	410	396	67.17	3.79	10.86	9.34	2.53	0.76	4.29	0.00	1.26
	II	597	449	440	Snegur 66.82					Lucinschi 33.18			
MITOC	I	1677	1200	1137	35.71	0.44	16.53	40.11	1.50	0.62	3.96	0.09	1.06
	II	1686	1181	1161	Snegur 72.18					Lucinschi 27.82			
MOROZENI	I	1020	620	586	24.91	2.39	19.28	43.86	4.61	0.51	1.88	0.00	2.56
	II	1026	633	617	Snegur 55.43					Lucinschi 44.57			
NECULĂIEUCA	I	960	570	539	48.05	1.86	23.38	18.92	3.53	0.56	1.48	0.19	2.04
	II	965	610	592	Snegur 69.43					Lucinschi 30.57			
NOROCENI	I	293	228	217	53.92	0.92	6.45	31.34	0.46	0.46	4.15	0.00	2.30
	II	297	261	253	Snegur 75.10					Lucinschi 24.90			
ORHEI	I	20442	13365	12898	43.27	2.01	28.26	13.54	7.41	1.54	2.12	0.40	1.47
	II	21672	14867	14616	Snegur 58.16					Lucinschi 41.84			
PELIVAN	I	1548	1282	1257	36.12	9.47	31.74	7.64	7.72	2.94	2.23	0.64	1.51
	II	1564	1333	1323	Snegur 37.11					Lucinschi 62.89			
PERESECIINA	I	5263	3283	3197	56.90	0.84	16.08	16.02	2.10	1.28	4.19	0.19	2.41
	II	5271	3965	3842	Snegur 86.62					13.38			
PIATRA	I	1811	1251	1198	51.84	4.26	10.68	17.03	2.00	1.00	3.76	0.00	9.43
	II	1818	1366	1340	Snegur 76.12					23.88			
PODGORENI	I	727	646	616	61.20	3.08	11.53	12.50	6.82	1.30	1.30	0.00	2.27
	II	742	694	668	Snegur 65.12					Lucinschi 34.88			
POHORNICENI	I	597	504	490	50.20	14.49	21.22	6.94	1.63	0.61	2.65	0.00	2.24
	II	609	507	501	Snegur 64.07					Lucinschi 35.93			
POHREBENI	I	1418	1167	1128	29.43	2.75	57.62	5.67	1.86	0.18	0.98	0.35	1.15
	II	1415	1242	1203	Snegur 35.83					Lucinschi 64.17			
PUȚINTEI	I	642	453	430	49.77	1.40	20.47	23.26	2.09	1.63	0.00	0.00	1.40
	II	648	498	483	Snegur 68.12					Lucinschi 31.88			
SĂMĂNANCA	I	472	335	313	17.89	11.50	60.06	0.96	6.39	0.00	1.60	0.00	1.60
	II	494	364	353	13.60					Lucinschi 86.40			
SELIȘTE	I	1552	800	747	77.38	2.14	7.50	9.24	1.61	0.27	0.27	0.00	1.61
	II	1593	1018	990	Snegur 88.18					11.82			
SIROTA	I	379	355	353	62.89	1.98	26.35	3.40	0.57	1.42	2.55	0.28	0.57
	II	387	366	361	Snegur 64.82					Lucinschi 35.18			
STEP-SOCI	I	1292	874	854	35.13	2.34	30.21	8.78	2.58	1.29	10.42	0.59	8.67
	II	1309	880	869	Snegur 50.98					Lucinschi 49.02			
SUSLENI	I	3691	2717	2640	60.98	5.08	21.82	5.57	2.05	0.57	1.82	0.15	1.97
	II	3707	2891	2830	Snegur 60.14					Lucinschi 39.86			
ȘERCANI	I	394	341	332	45.48	5.42	29.82	7.83	5.12	0.90	2.41	0.90	2.11
	II	395	337	330	Snegur 53.64					Lucinschi 46.36			

Locality name	Round	Registered voters	Participating registered voters	Valid votes cast	Mircea Snegur	Andrei Sangheli	Petru Lucinschi	Valeriu Matei	Vladimir Voronin	Iulia Gorea-Costin	Anatol Plugaru	Veronica Abramciuc	Marina Livitchi
TABĂRA	I	593	468	456	60.09	2.41	6.36	21.05	0.66	0.88	3.51	0.00	5.04
	II	593	461	452	Snegur 76.33							23.67	
TÂRZIENI	I	248	217	213	64.32	3.76	23.47	5.16	1.41	0.00	0.94	0.00	0.94
	II	251	214	210	Snegur 54.29					Lucinschi 45.71			
TELEȘEU	I	987	848	812	63.30	1.35	10.22	17.49	1.97	1.97	2.34	0.00	1.35
	II	995	881	863	Snegur 87.25								12.75
TREBUJENI	I	1036	843	815	75.83	2.33	12.88	5.64	1.72	0.00	1.35	0.25	0.00
	II	1038	742	726	Snegur 78.51							21.49	
VATICI	I	549	433	413	62.47	1.94	11.38	16.46	0.48	0.48	1.21	0.24	5.33
	II	558	496	492	Snegur 80.08								19.92
VÂPROVA	I	491	322	313	56.23	2.24	23.64	10.54	4.15	0.96	0.64	0.64	0.96
	II	496	357	346	Snegur 74.86							25.14	
VÂȘCĂUȚI	I	941	690	656	56.25	2.13	18.90	12.96	3.96	0.76	2.13	0.30	2.59
	II	941	677	661	Snegur 60.51					Lucinschi 39.49			
VOROTET	I	809	555	522	31.99	9.96	45.59	4.41	2.49	0.57	2.68	0.77	1.53
	II	817	589	567	Snegur 35.80				Lucinschi 64.20				
ZORILE	I	1047	683	657	64.69	0.76	23.14	3.04	3.81	0.61	1.98	0.46	1.52
	II	1073	704	688	Snegur 62.65						Lucinschi 37.35		



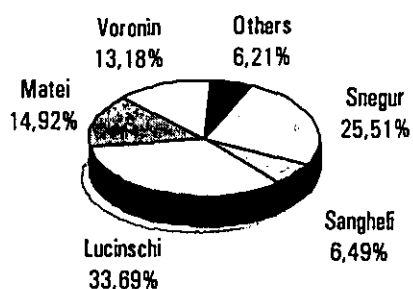
RÂȘCANI DISTRICT

- Surface area, km² 1000
- Distance from capital, km 166

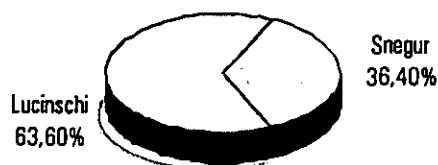
	I round	II round
● Number of registered voters ...	59154	59476
● Number of participating registered voters	45405	47862
● Percent of participating registered voters	76.76	80.47
● Number of valid votes cast	43388	46674

RESULTS OF THE ELECTION

I ROUND

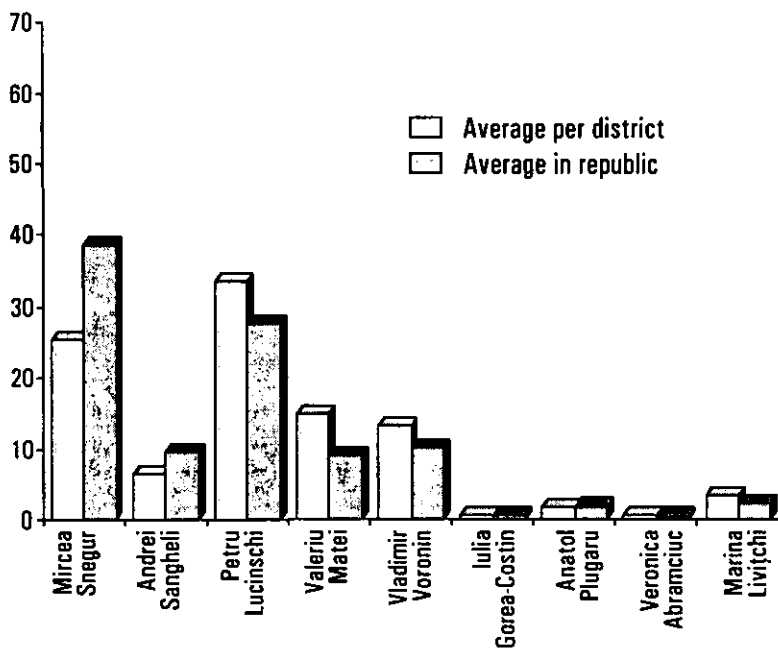


II ROUND




No.	Candidates	I round		II round	
		No. of votes	% of total	No. of votes	% of total
1.	Mircea Snegur	11067	25.51	16987	36.40
2.	Andrei Sangheli	2818	6.49		
3.	Petru Lucinschi	14616	33.69	29687	63.60
4.	Valeriu Matei	6473	14.92		
5.	Vladimir Voronin	5720	13.18		
6.	Iulia Gorea-Costin	261	0.60		
7.	Anatol Plugaru	734	1.69		
8.	Veronica Abramciuc	258	0.59		
9.	Marina Livițchi	1441	3.32		

I ROUND



II ROUND



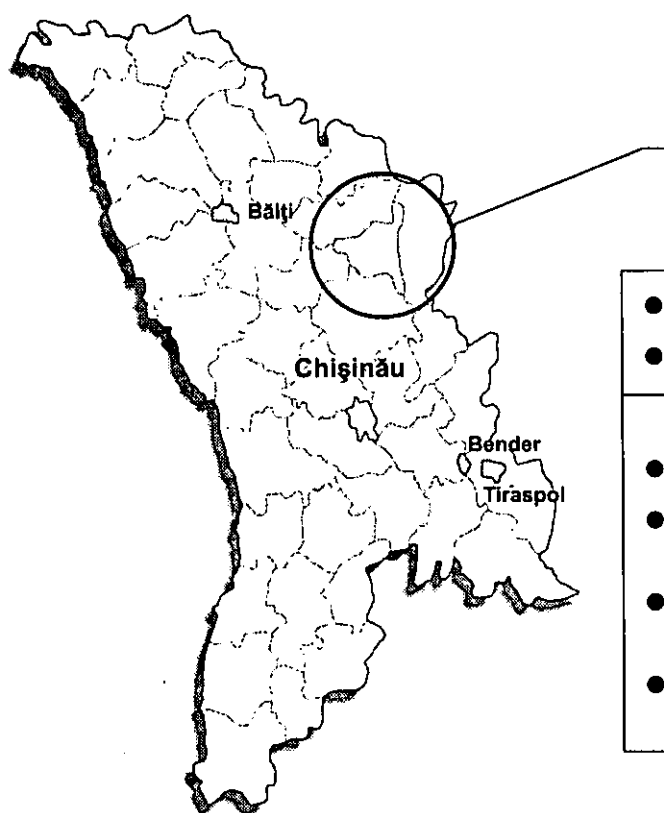
VOTES ACCUMULATED IN LOCALITIES

Locality name	Round	Registered voters	Participating registered voters	Valid votes cast	Mircea Snegur	Andrei Sangheli	Petru Lucinschi	Valeriu Matei	Vladimir Voronin	Iulia Gorea-Costin	Anatol Plugaru	Veronica Abramciuc	Marina Livitchi
ALEXĂNDREȘTI	I	480	440	392	8.67	6.89	58.93	14.03	3.57	0.51	0.51	0.00	6.89
	II	489	437	396	13.64	Lucinschi 86.36							
ALUNIȘ	I	1397	676	664	28.46	5.42	34.04	22.59	6.02	0.15	1.05	1.20	1.05
	II	1402	932	904	Snegur 46.79	Lucinschi 53.21							
AVRĂMENI	I	418	318	298	33.22	8.72	33.22	12.08	4.36	0.67	1.01	3.02	3.69
	II	417	331	321	Snegur 38.01	Lucinschi 61.99							
BALANUL NOU	I	287	250	238	3.78	5.46	65.55	0.84	21.43	1.26	0.00	1.26	0.42
	II	287	253	246	12.60	Lucinschi 87.40							
BOROSENII NOI	I	1394	1183	1147	17.87	1.92	50.04	22.14	2.88	0.70	1.57	0.09	2.79
	II	1396	1197	1161	Snegur 19.04	Lucinschi 80.96							
BRANIȘTE	I	431	349	326	25.46	12.27	16.87	33.13	2.15	1.23	3.07	2.76	3.07
	II	430	374	367	Snegur 57.22	Lucinschi 42.78							
BULHAC	I	210	197	187	1.60	13.37	41.18	1.07	34.76	0.53	2.14	1.60	3.74
	II	215	203	192	5.73	Lucinschi 94.27							
CEPĂRIA	I	203	200	191	1.05	21.99	11.52	0.00	65.45	0.00	0.00	0.00	0.00
	II	204	200	196	3.57	Lucinschi 96.43							
CIUBARA	I	390	389	381	0.00	44.09	42.52	1.31	12.07	0.00	0.00	0.00	0.00
	II	395	386	383	1.57	Lucinschi 98.43							
CORLĂTENI	I	3808	2708	2553	47.20	5.64	17.08	20.49	2.35	1.45	2.23	0.55	3.02
	II	3803	2694	2641	Snegur 72.02	Lucinschi 27.98							
COSTEȘTI	I	1791	1393	1355	13.87	7.90	61.70	5.09	7.75	0.52	0.59	1.11	1.48
	II	1802	1447	1424	19.24	Lucinschi 80.76							

Locality name	Round	Registered voters	Participating registered voters	Valid votes cast	Mircea Snegur	Andrei Sangheli	Petru Lucinschi	Valeriu Matei	Vladimir Voronin	Iulia Gorea-Costin	Anatol Plugaru	Veronica Abramciuc	Marina Livijchi
CUCUIEȚII VECHI	I	359	297	290	11.72	9.66	55.17	4.48	5.52	0.00	2.07	0.69	10.69
	II	352	330	326	Snegur 23.31				Lucinschi 76.69				
DĂMĂȘCANI	I	288	266	255	57.65	6.27	11.37	16.86	2.75	1.18	0.39	1.57	1.96
	II	291	267	265	Snegur 65.66				Lucinschi 34.34				
DRUȚĂ	I	365	340	335	58.21	0.60	23.58	14.63	0.30	0.30	0.90	0.60	0.90
	II	364	335	331	Snegur 75.23				Lucinschi 24.77				
DUMENI	I	173	161	158	80.38	2.53	9.49	3.80	0.63	0.00	1.27	0.63	1.27
	II	174	167	167	Snegur 83.83				16.17				
DURUITOAREA	I	422	377	366	37.16	7.38	41.26	4.37	6.28	0.00	1.64	0.82	1.09
	II	418	368	360	Snegur 25.00				Lucinschi 75.00				
DURUITOAREA NOUĂ	I	689	593	551	39.75	4.17	19.42	5.99	27.59	0.54	0.91	0.36	1.27
	II	685	593	584	Snegur 40.75				Lucinschi 59.25				
GĂLĂȘENI	I	871	678	629	47.85	6.52	19.87	19.24	2.07	0.48	0.95	1.59	1.43
	II	894	730	710	Snegur 68.31				Lucinschi 31.69				
GRINĂUȚI	I	905	752	709	17.07	11.85	27.79	34.84	5.78	0.00	0.56	0.42	1.69
	II	908	754	735	Snegur 35.65				Lucinschi 64.35				
HILIUȚI	I	1959	1614	1545	10.61	3.17	54.50	21.55	2.98	0.71	2.27	0.32	3.88
	II	1954	1739	1684	Snegur 25.77				Lucinschi 74.23				
HORODIȘTE	I	709	637	628	35.03	3.98	18.47	31.05	4.62	0.48	2.23	0.80	3.34
	II	706	646	637	Snegur 51.18				Lucinschi 48.82				
LUPĂRIA	I	229	152	149	1.34	2.01	19.46	0.67	73.15	0.00	0.00	0.67	2.68
	II	227	190	189	2.65				Lucinschi 97.35				
MALINOVSCOE	I	1084	876	842	0.36	11.05	45.01	0.71	39.90	0.00	0.00	1.66	1.31
	II	1121	945	924	3.68				Lucinschi 96.32				
MĂLĂIEȘTI	I	590	557	513	46.39	1.56	21.83	22.22	1.75	0.78	2.34	0.39	2.73
	II	583	550	535	Snegur 57.01				Lucinschi 42.99				
MIHĂILENI	I	3624	2284	2153	30.14	1.90	23.32	20.67	8.27	1.07	2.28	0.23	12.12
	II	3644	2305	2225	Snegur 42.07				Lucinschi 57.93				
MIHĂILENII NOI	I	183	163	156	0.64	0.00	12.82	1.28	85.26	0.00	0.00	0.00	0.00
	II	185	175	172	5.23				Lucinschi 94.77				
MOȘENI	I	555	504	475	38.32	2.53	16.63	35.79	3.58	0.42	1.26	0.42	1.05
	II	555	551	534	Snegur 71.54				Lucinschi 28.46				
NIHORENI	I	2449	1878	1800	1.72	14.56	45.00	1.39	34.11	0.06	0.67	0.28	2.22
	II	2505	2139	2085	3.69				Lucinschi 96.31				
PĂSCĂUȚI	I	762	678	658	1.98	11.25	53.04	0.76	29.94	0.30	0.00	0.91	1.82
	II	761	710	701	2.00				Lucinschi 98.00				
PÂRJOTA	I	1411	1205	1114	14.45	2.15	31.51	25.76	11.22	0.90	2.06	0.18	11.76
	II	1413	1306	1257	Snegur 31.19				Lucinschi 68.81				
PELINIA	I	5989	4479	4244	63.76	5.84	6.81	18.38	1.06	0.71	1.86	0.12	1.46
	II	5994	4497	4393	Snegur 81.40				18.60				
PETRUȘENI	I	960	750	727	36.59	4.68	35.63	9.35	1.93	0.41	1.93	4.68	4.81
	II	968	788	778	Snegur 40.75				Lucinschi 59.25				
POCIUMBĂUȚI	I	635	587	577	16.29	0.69	38.47	30.33	9.71	0.52	0.52	0.35	3.12
	II	632	589	583	Snegur 36.19				Lucinschi 63.81				

Locality name	Round	Registered voters	Participating registered voters	Valid votes cast	Mircea Snegur	Andrei Sangheli	Petru Lucinschi	Valeriu Matei	Vladimir Voronin	Iulia Gorea-Costin	Anatol Plugaru	Veronica Abramciuc	Marina Livitchi
POCIUMBENI	I	718	697	683	21.52	2.34	20.35	52.56	1.32	0.15	0.29	0.00	1.46
	II	716	617	613	Snegur 57.91						Lucinschi 42.09		
RĂCĂRIA	I	1176	901	884	1.92	5.77	83.71	0.90	5.77	0.00	0.57	1.02	0.34
	II	1211	1063	1044	2.20						Lucinschi 97.80		
RĂMĂZAN	I	545	507	490	1.43	9.39	13.47	0.41	74.08	0.00	0.00	0.41	0.82
	II	546	546	536	2.24						Lucinschi 97.76		
RĂȘCANI	I	7917	5651	5413	14.61	2.99	48.31	9.72	20.12	0.55	0.92	0.48	2.29
	II	8095	6014	5884	Snegur 21.97						Lucinschi 78.03		
RECEA	I	2111	1570	1487	36.65	2.69	28.38	25.49	1.68	0.40	1.28	0.34	3.09
	II	2117	1751	1689	Snegur 59.21						Lucinschi 40.79		
REȚENI	I	347	306	284	38.73	4.23	28.17	19.01	0.35	1.41	1.41	1.06	5.63
	II	359	326	316	Snegur 46.84						Lucinschi 53.16		
SINGURENI	I	1090	843	798	25.06	37.97	11.90	17.42	2.01	1.25	1.75	0.13	2.51
	II	1095	850	828	Snegur 37.56						Lucinschi 62.44		
STURZENI	I	1061	708	674	22.40	6.53	29.67	23.89	6.08	0.45	7.42	0.30	3.26
	II	1035	704	682	Snegur 37.39						Lucinschi 62.61		
SVERDIAC	I	513	450	419	5.73	4.06	78.76	2.15	6.92	0.24	0.00	0.48	1.67
	II	517	434	403	10.92						Lucinschi 89.08		
ȘAPTEBANI	I	1421	1116	1056	11.84	4.73	23.20	7.95	34.00	0.95	1.61	0.95	14.77
	II	1415	1281	1242	Snegur 20.85						Lucinschi 79.15		
ȘTIUBEIENI	I	336	292	283	0.71	4.59	15.90	0.35	76.68	0.00	0.71	1.06	0.00
	II	329	310	306	1.63						Lucinschi 98.37		
ȘUMNA	I	118	111	109	4.59	18.35	35.78	0.92	39.45	0.92	0.00	0.00	0.00
	II	117	110	109	1.83						Lucinschi 98.17		
UȘUREI	I	402	385	380	1.58	2.37	84.74	0.53	9.21	0.00	0.53	0.26	0.79
	II	419	402	402	0.50						Lucinschi 99.50		
VASILEUȚI	I	1080	933	914	0.00	20.35	20.24	0.00	58.32	0.22	0.00	0.88	0.00
	II	1077	958	940	1.60						Lucinschi 98.40		
VĂRATIC	I	1694	1250	1225	18.29	3.18	38.61	16.65	7.10	0.49	13.14	0.49	2.04
	II	1674	1423	1396	Snegur 29.80						Lucinschi 70.20		
ZĂICANI	I	2605	1754	1683	40.76	3.45	31.13	12.24	6.00	1.19	1.13	0.18	3.92
	II	2580	1945	1878	Snegur 45.47						Lucinschi 54.53		

REZINA DISTRICT

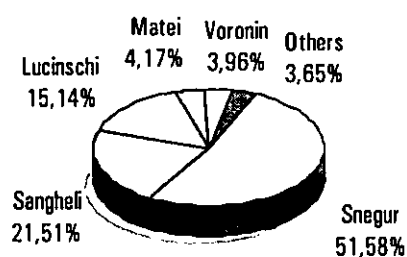


- Surface area, km² 660
- Distance from capital, km 98

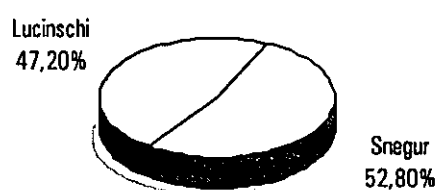
	I round	II round
● Number of registered voters ...	38512	40048
● Number of participating registered voters	29300	31508
● Percent of participating registered voters	76.08	78.68
● Number of valid votes cast	27561	30602

RESULTS OF THE ELECTION

I ROUND

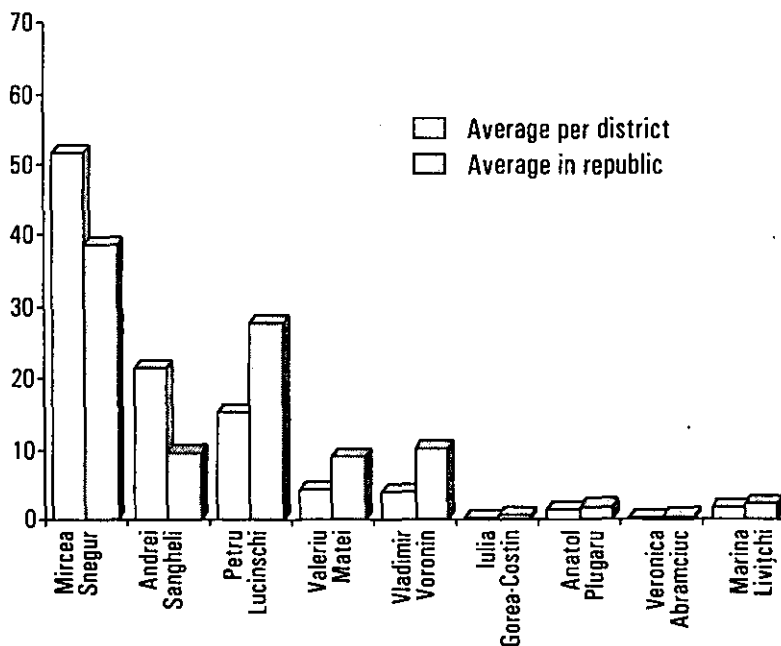


II ROUND

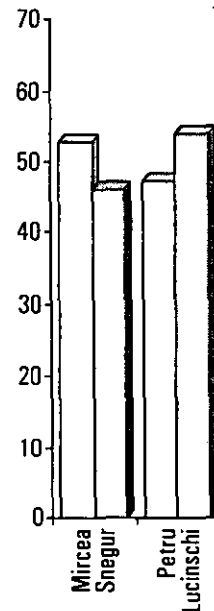


No.	Candidates	I round		II round	
		No. of votes	% of total	No. of votes	% of total
1.	Mircea Snegur	14215	51.58	16158	52.80
2.	Andrei Sangheli	5929	21.51		
3.	Petru Lucinschi	4172	15.14	14444	47.20
4.	Valeriu Matei	1148	4.17		
5.	Vladimir Voronin	1091	3.96		
6.	Iulia Gorea-Costin	94	0.34		
7.	Anatol Plugaru	395	1.43		
8.	Veronica Abramciuc	60	0.22		
9.	Marina Liviţchi	457	1.66		

I ROUND



II ROUND



VOTES ACCUMULATED IN LOCALITIES

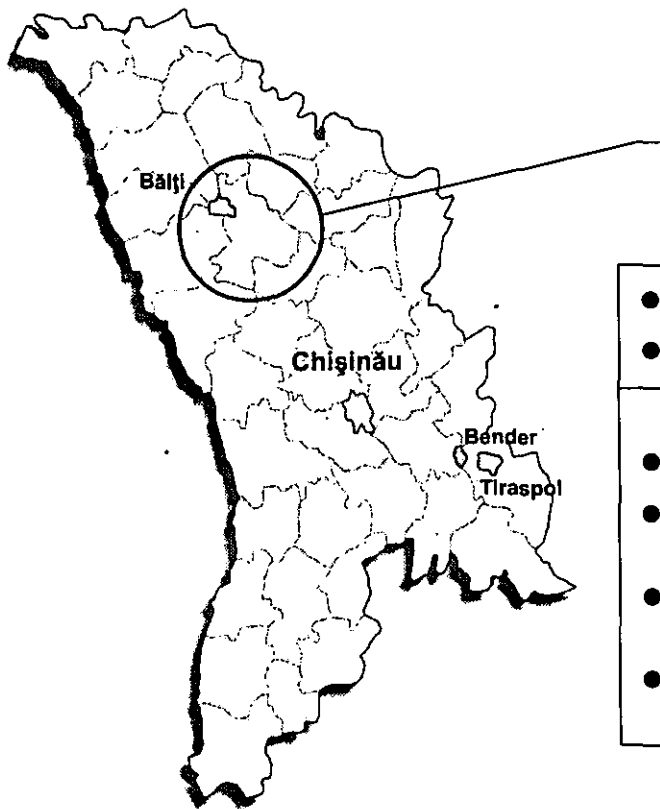
Locality name	Round	Registered voters	Participating registered voters	Valid votes cast	Mircea Snegur	Andrei Sangheli	Petru Lucinschi	Valeriu Matei	Vladimir Voronin	Iulia Gorea-Costin	Anatol Plugaru	Veronica Abramciuc	Marina Livitchi
BOȘERNIȚA	I	334	269	262	74.05	14.89	6.49	1.53	1.91	0.38	0.00	0.00	0.76
	II	338	250	247	Snegur 80.57								19.43
BUCIUȘCA	I	219	217	211	89.10	9.95	0.47	0.00	0.00	0.00	0.00	0.00	0.47
	II	223	220	212	Snegur 83.96								16.04
BUȘĂUCA	I	802	623	580	27.24	30.17	15.34	13.62	2.24	1.21	4.31	0.00	5.86
	II	801	623	596	Snegur 34.90								Lucinschi 65.10
CINEȘEUȚI	I	2252	1371	1263	16.23	28.66	19.79	2.61	30.40	0.16	1.35	0.32	0.48
	II	2269	1533	1448	18.09								Lucinschi 81.91
CIORNA	I	996	638	580	68.45	11.03	10.34	4.14	2.07	0.86	2.24	0.00	0.86
	II	1005	676	640	Snegur 67.66								Lucinschi 32.34
COGĂLNICENI	I	360	331	324	79.94	16.36	1.85	1.23	0.00	0.00	0.31	0.00	0.31
	II	360	323	320	Snegur 66.88								Lucinschi 33.13
CUIZĂUCA	I	1023	884	832	63.82	16.59	3.25	2.40	0.00	0.60	0.24	0.36	12.74
	II	1030	864	845	Snegur 73.96								Lucinschi 26.04
ECHIMĂUȚI	I	1718	983	892	76.46	4.60	7.40	5.72	1.01	0.78	1.68	0.34	2.02
	II	1742	1110	1064	Snegur 71.99								Lucinschi 28.01
GHIDULENI	I	681	587	578	60.03	27.51	5.19	4.15	0.87	0.69	1.21	0.17	0.17
	II	676	628	622	Snegur 55.63								Lucinschi 44.37
GORDINEȘTI	I	829	688	640	61.09	18.28	12.81	4.38	0.47	0.47	1.09	0.16	1.25
	II	829	714	692	Snegur 63.01								Lucinschi 36.99
HORODIȘTE	I	638	579	526	49.62	23.95	17.49	6.65	0.38	0.19	0.19	0.00	1.52
	II	635	566	547	Snegur 55.03								Lucinschi 44.97

Locality name	Round	Registered voters	Participating registered voters	Valid votes cast	Mircea Snegur	Andrei Sangheli	Petru Lucinschi	Valeriu Matei	Vladimir Voronin	Iulia Gorea-Costin	Anatol Plugaru	Veronica Abramciuc	Marina Livitchi
IGNĂȚEI	I	1859	1604	1482	21.86	29.08	40.76	2.36	3.31	0.20	0.74	0.54	1.15
	II	1863	1668	1616	Snegur 27.23				Lucinschi 72.77				
LALOVA	I	864	720	692	32.66	12.86	45.81	3.90	0.58	0.29	2.17	0.14	1.59
	II	869	734	720	Snegur 43.19				Lucinschi 56.81				
LIPCENI	I	440	399	389	83.03	1.54	10.80	2.31	1.29	0.00	0.77	0.00	0.26
	II	451	405	402	Snegur 73.38				Lucinschi 26.62				
MATEUȚI	I	1566	1022	964	77.18	5.81	11.51	2.49	0.73	0.62	0.73	0.10	0.83
	II	1598	1208	1185	Snegur 73.16				Lucinschi 26.84				
MEȘENI	I	614	508	470	24.04	39.36	32.34	1.91	0.64	0.00	0.21	0.64	0.85
	II	633	580	564	Snegur 20.92				Lucinschi 79.08				
MINCENII DE JOS	I	301	272	262	66.79	12.21	14.12	0.38	1.15	0.00	0.38	0.00	4.96
	II	302	261	255	Snegur 61.96				Lucinschi 38.04				
MINCENII DE SUS	I	244	220	208	87.02	5.77	3.85	0.48	0.48	0.00	0.00	0.00	2.40
	II	246	218	211	Snegur 84.83				15.17				
OTAC	I	460	404	373	51.21	14.48	15.82	11.53	1.34	0.27	1.61	0.00	3.75
	II	460	402	385	Snegur 64.68				Lucinschi 35.32				
PĂPĂUȚI	I	1158	719	641	53.51	19.81	19.03	2.96	0.94	1.09	1.09	0.00	1.56
	II	1160	743	711	Snegur 46.69				Lucinschi 53.31				
PECIȘTE	I	1377	1013	943	50.37	34.89	9.33	1.27	0.42	0.42	2.23	0.11	0.95
	II	1377	1027	999	Snegur 52.85				Lucinschi 47.15				
PERENI	I	452	394	386	78.24	2.07	8.03	1.81	0.78	0.26	7.25	0.00	1.55
	II	456	404	388	Snegur 65.21				Lucinschi 34.79				
PISCĂREȘTI	I	333	310	306	27.12	62.75	3.59	4.25	0.33	0.33	0.98	0.00	0.65
	II	335	265	257	Snegur 47.47				Lucinschi 52.53				
PRIPICENI-RĂZEȘI	I	858	818	789	56.40	36.50	3.17	3.04	0.13	0.38	0.13	0.13	0.13
	II	854	798	785	Snegur 56.94				Lucinschi 43.06				
REZINA	I	8573	6319	6022	44.94	24.21	17.70	3.84	6.51	0.30	1.69	0.32	0.50
	II	9922	7804	7636	Snegur 46.90				Lucinschi 53.10				
ROȘCANII DE SUS	I	158	150	146	36.30	38.36	16.44	6.85	0.00	0.00	1.37	0.00	0.68
	II	161	156	153	Snegur 36.60				Lucinschi 63.40				
SAHARNA	I	347	309	291	81.10	10.31	4.47	1.72	0.00	0.34	0.69	0.34	1.03
	II	333	306	300	Snegur 79.00				21.00				
SAHARNA NOUĂ	I	746	652	613	68.35	19.58	5.55	3.75	0.65	0.00	1.14	0.00	0.98
	II	752	661	641	Snegur 73.79				Lucinschi 26.21				
SÂRCOVA	I	1385	1048	982	44.81	26.99	10.69	4.79	9.67	0.20	1.32	0.10	1.43
	II	1417	1038	998	Snegur 37.17				Lucinschi 62.83				
SLOBOZIA-HORODIȘTE	I	446	389	370	46.22	27.30	18.11	2.70	0.54	0.54	1.62	0.00	2.97
	II	454	412	402	Snegur 43.28				Lucinschi 56.72				
SOLONCENI	I	828	637	601	40.60	52.25	3.49	1.83	0.50	0.17	0.67	0.00	0.50
	II	832	625	608	Snegur 42.27				Lucinschi 57.73				
STOCNAIA	I	1157	756	683	67.06	12.15	9.22	3.95	2.64	0.15	3.51	1.17	0.15
	II	1131	809	783	Snegur 68.33				Lucinschi 31.67				
TARASOVA	I	439	325	301	51.16	22.59	22.59	1.00	1.33	0.00	0.66	0.00	0.66
	II	442	332	319	Snegur 47.65				Lucinschi 52.35				

Locality name	Round	Registered voters	Participating registered voters	Valid votes cast	Mircea Snegur	Andrei Sangheli	Petru Lucinschi	Valeriu Matei	Vladimir Voronin	Iulia Gorea-Costin	Anatol Plugaru	Veronica Abramciuc	Marina Livijchi
TRIFEȘTI	I	619	543	511	53.62	20.55	4.11	11.35	1.57	0.00	0.20	0.20	8.41
	II	629	550	537	Snegur 71.88								Lucinschi 28.12
ȚAHNĂUȚI	I	1059	791	738	68.97	5.56	5.96	12.87	1.76	0.41	2.44	0.00	2.03
	II	1069	791	774	Snegur 82.04								17.96
ȚAREUCA	I	1263	967	911	74.42	6.37	7.14	4.72	2.09	0.11	2.20	0.22	2.74
	II	1273	939	902	Snegur 75.61								24.39
ȚIPOVA	I	187	168	165	27.27	43.64	27.27	1.21	0.00	0.00	0.00	0.00	0.61
	II	187	171	162	Snegur 37.65								Lucinschi 62.35
ZAHORENI	I	927	673	634	45.74	8.52	32.97	8.99	1.26	0.32	0.32	0.16	1.74
	II	934	694	676	Snegur 43.05								Lucinschi 56.95

SÂNGEREI

DISTRICT

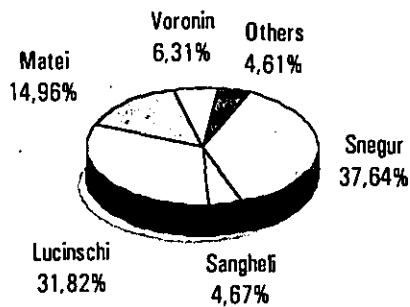


- Surface area, km² 1020
- Distance from capital, km 108

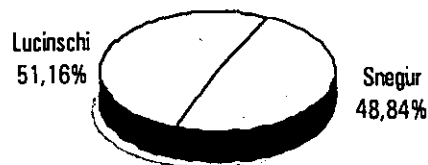
	I round	II round
● Number of registered voters ...	59771	60378
● Number of participating registered voters	42379	43827
● Percent of participating registered voters	70.90	72.59
● Number of valid votes cast	40408	42697

RESULTS OF THE ELECTION

I ROUND

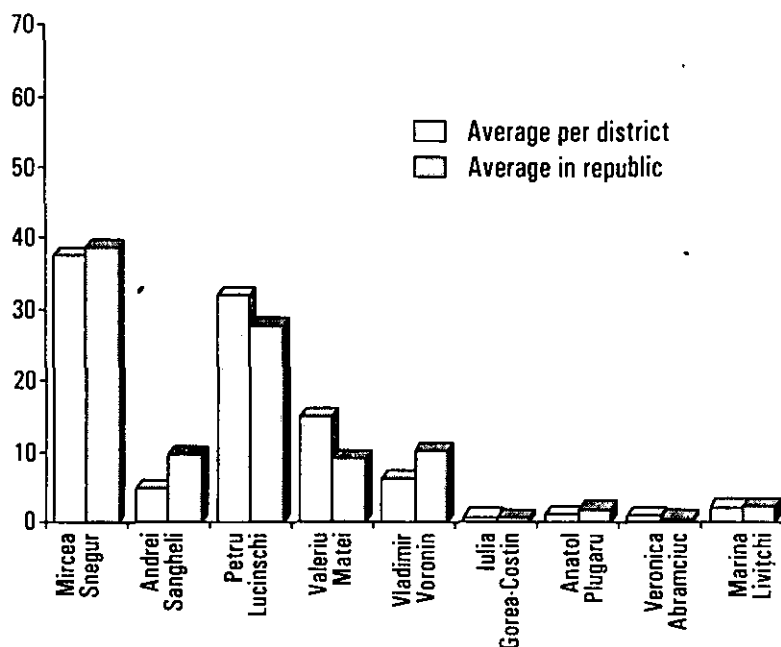


II ROUND

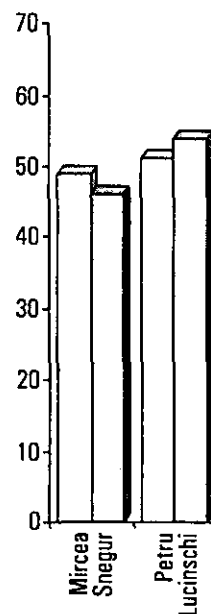


No.	Candidates	I round		II round	
		No. of votes	% of total	No. of votes	% of total
1.	Mircea Snegur	15208	37.64	20853	48.84
2.	Andrei Sangheli	1889	4.67		
3.	Petru Lucinschi	12856	31.82	21844	51.16
4.	Valeriu Matei	6044	14.96		
5.	Vladimir Voronin	2549	6.31		
6.	Iulia Gorea-Costin	279	0.69		
7.	Anatol Plugaru	437	1.08		
8.	Veronica Abramciuc	293	0.73		
9.	Marina Livitchi	853	2.11		

I ROUND



II ROUND

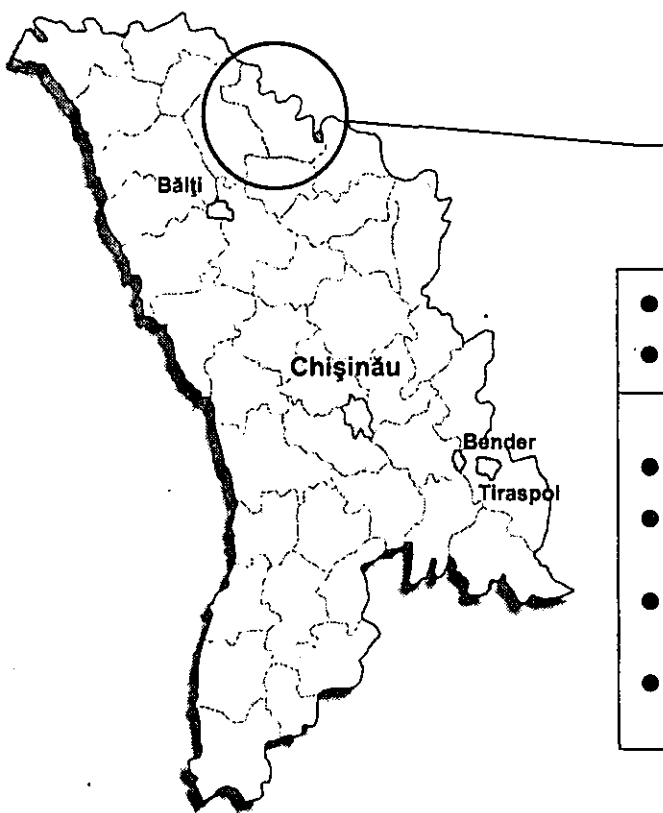


VOTES ACCUMULATED IN LOCALITIES

Locality name	Round	Registered voters	Participating registered voters	Valid votes cast	Mircea Snegur	Andrei Sangheli	Petru Lucinschi	Valeriu Matei	Vladimir Voronin	Iulia Gorea-Costin	Anatol Plugaru	Veronica Abramciuc	Marina Livitchi
ALEXĂNDRENI	I	1080	714	657	32.27	4.57	31.51	8.37	18.72	0.61	0.30	0.61	3.04
	II	1086	677	655	Snegur 36.64				Lucinschi 63.36				
ALEXEUCA	I	376	312	294	23.47	3.06	28.57	24.83	4.08	1.70	3.74	0.68	9.86
	II	360	271	259	Snegur 44.02				Lucinschi 55.98				
BĂLĂȘEȘTI	I	1074	922	896	57.25	3.01	18.42	15.63	1.34	0.33	1.56	0.56	1.90
	II	1079	966	952	Snegur 71.64				Lucinschi 28.36				
BILICENII NOI	I	603	503	474	34.39	27.00	24.89	3.59	5.70	0.00	0.21	4.01	0.21
	II	606	505	496	Snegur 31.25				Lucinschi 68.75				
BILICENII VECHI	I	2057	1127	1061	57.12	5.37	16.97	13.57	1.79	1.79	0.94	0.85	1.60
	II	2063	1164	1129	Snegur 71.57				Lucinschi 28.43				
BIRUINȚA	I	2528	1407	1346	28.45	2.38	38.48	9.66	17.90	0.37	0.74	0.59	1.41
	II	2515	1471	1447	Snegur 32.76				Lucinschi 67.24				
BOBLETICI	I	359	329	323	17.03	4.95	53.56	16.41	4.33	1.24	0.62	0.00	1.86
	II	361	327	321	Snegur 23.99				Lucinschi 76.01				
BOCANCEA-SCHIT	I	196	175	161	65.22	4.35	15.53	4.97	5.59	1.24	0.00	0.62	2.48
	II	197	178	174	Snegur 67.82				Lucinschi 32.18				
BREJENI	I	127	121	118	11.86	5.08	68.64	2.54	2.54	0.00	3.39	4.24	1.69
	II	127	102	102	7.84				Lucinschi 92.16				
BURSUCENI	I	741	589	563	43.87	4.26	35.35	7.46	5.33	0.71	1.24	0.53	1.24
	II	746	591	581	Snegur 48.36				Lucinschi 51.64				
CHIȘCĂRENI	I	3150	2059	1910	33.66	2.04	35.34	16.86	6.02	1.31	1.36	0.73	2.67
	II	3190	2298	2183	Snegur 50.89				Lucinschi 49.11				

Locality name	Round	Registered voters	Participating registered voters	Valid votes cast	Mircea Snegur	Andrei Sangheli	Petru Lucinschi	Valeriu Matei	Vladimir Voronin	Iulia Gorea-Costin	Anatol Plugaru	Veronica Abramciuc	Marina Livijchi
CHIRILENI	I	142	131	122	7.38	5.74	65.57	3.28	13.11	0.00	0.00	0.82	4.10
	II	142	119	116	16.38								Lucinschi 83.62
CIUCUIENI	I	597	511	497	11.67	3.02	72.23	6.04	1.81	1.21	0.40	0.60	3.02
	II	600	512	503	16.30								Lucinschi 83.70
CLIȘCĂUȚI	I	116	112	102	1.96	97.06	0.00	0.00	0.00	0.00	0.00	0.00	0.98
	II	117	110	108	9.26								Lucinschi 90.74
COADA IAZULUI	I	262	223	215	10.23	11.63	55.81	1.86	19.07	0.47	0.93	0.00	0.00
	II	261	222	216	5.09								Lucinschi 94.91
COPĂCENI	I	1693	1418	1381	50.33	0.14	7.75	38.60	0.80	0.94	0.80	0.07	0.58
	II	1730	1261	1247	Snegur 78.11								21.89
COȘCODENI	I	741	533	475	37.26	6.32	24.63	26.53	1.26	1.68	0.84	0.21	1.26
	II	753	543	520	Snegur 69.23								Lucinschi 30.77
COTIUJENII MICI	I	791	648	605	39.17	3.80	40.33	10.25	2.81	0.83	0.99	0.99	0.83
	II	792	692	660	Snegur 57.27								Lucinschi 42.73
CUBOLTA	I	1537	1062	1025	67.90	8.98	7.41	8.49	4.10	0.59	0.98	0.20	1.37
	II	1541	1041	1025	Snegur 64.78								Lucinschi 35.22
DOBROGEA NOUĂ	I	1357	832	783	4.34	6.64	57.73	1.92	26.05	0.51	0.51	0.64	1.66
	II	1364	1058	1017	6.78								Lucinschi 93.22
DRĂGĂNEȘTI	I	1870	1323	1275	44.63	3.29	21.88	26.04	1.80	0.24	0.31	0.31	1.49
	II	1903	1312	1290	Snegur 62.87								Lucinschi 37.13
DUMBRĂVIȚA	I	1233	961	909	57.98	3.52	20.57	11.77	2.20	0.55	1.54	0.22	1.65
	II	1275	993	975	Snegur 66.15								Lucinschi 33.85
FLĂMĂNZENI	I	978	788	758	48.15	3.43	17.02	27.31	1.72	0.66	0.79	0.00	0.92
	II	993	875	859	Snegur 76.25								23.75
GRIGORĂUCA	I	1977	1460	1389	36.57	4.97	32.83	10.87	10.22	0.29	0.36	1.44	2.45
	II	1999	1522	1500	Snegur 43.13								Lucinschi 56.87
GURA-OUTUZ	I	108	99	92	3.26	0.00	83.70	4.35	6.52	0.00	0.00	0.00	2.17
	II	108	102	99	2.02								Lucinschi 97.98
HECIUL VECHI	I	1140	874	822	66.18	1.82	9.37	15.57	3.28	0.61	1.34	0.49	1.34
	II	1151	854	824	Snegur 80.83								19.17
HECIUL NOU	I	1468	945	850	37.18	4.94	24.35	27.76	2.00	0.59	1.53	0.00	1.65
	II	1471	878	839	Snegur 44.58								Lucinschi 55.42
IĂZĂRENII VECHI	I	1164	894	850	24.71	2.59	46.71	11.53	5.88	1.29	1.76	0.82	4.71
	II	1153	811	787	Snegur 38.63								Lucinschi 61.37
IZVOARE	I	319	293	274	14.60	9.12	60.58	5.47	6.57	0.00	1.09	1.46	1.09
	II	318	293	288	12.15								Lucinschi 87.85
LIPOVANCA	I	113	108	107	0.93	42.99	32.71	1.87	7.48	0.00	0.00	13.08	0.93
	II	113	106	101	3.96								Lucinschi 96.04
MĂRINEȘTI	I	708	523	502	30.68	2.19	38.25	22.91	2.59	0.00	0.00	1.39	1.99
	II	732	558	552	Snegur 38.59								Lucinschi 61.41
MÂNDREȘȚII NOI	I	681	597	575	37.74	24.52	13.04	17.04	4.70	0.52	0.35	0.87	1.22
	II	695	606	596	Snegur 47.82								Lucinschi 52.18
MIHAILOVCA	I	608	510	491	5.30	7.13	75.56	0.41	9.37	0.00	0.41	0.81	1.02
	II	609	533	523	5.35								Lucinschi 94.65

Locality name	Round	Registered voters	Participating registered voters	Valid votes cast	Mircea Snegur	Andrei Sangheli	Petru Lucinschi	Valeriu Matei	Vladimir Voronin	Iulia Gorea-Costin	Anatol Plugaru	Veronica Abramciuc	Marina Livitchi
NICOLAEVCA	I	284	250	241	9.13	7.05	43.15	0.83	38.17	0.41	0.83	0.00	0.41
	II	284	252	242	Lucinschi 82.23								
OCTEABRISCOE	I	448	351	319	9.09	9.72	36.68	2.51	37.62	0.94	0.94	0.31	2.19
	II	451	360	352	Lucinschi 92.61								
PĂLĂRIA	I	65	55	54	5.56	14.81	11.11	1.85	61.11	0.00	1.85	0.00	3.70
	II	64	54	54	Lucinschi 94.44								
PEPENI	I	3267	2391	2331	26.68	1.42	34.66	31.23	2.23	0.82	1.59	0.09	1.29
	II	3283	2475	2370	Lucinschi 52.41								
PETROPAVLOVCA	I	242	218	216	2.31	0.93	87.04	0.93	4.17	0.46	0.00	0.93	3.24
	II	242	231	220	Lucinschi 93.64								
PETROVCA	I	599	549	531	50.47	4.52	29.94	7.16	1.51	0.38	0.38	0.00	5.65
	II	605	569	569	Lucinschi 63.27								
PREPELIȚA	I	1705	1100	1057	44.09	0.95	24.60	25.26	1.61	0.76	1.42	0.09	1.23
	II	1715	1286	1275	Lucinschi 29.65								
RĂDOAIA	I	3481	2226	2010	30.35	11.04	25.32	18.56	2.59	0.85	0.95	1.29	9.05
	II	3579	2389	2275	Lucinschi 55.96								
RĂZĂLĂI	I	544	407	379	29.55	1.58	34.30	28.76	0.53	0.53	0.53	1.06	3.17
	II	555	481	467	Lucinschi 35.76								
SACAROVCA	I	229	208	196	10.20	5.10	79.59	1.02	3.06	0.00	0.51	0.51	0.00
	II	229	208	204	Lucinschi 89.71								
SĂNGEREI	I	9911	5921	5780	47.89	1.85	28.48	13.48	4.15	0.81	1.66	0.54	1.14
	II	10064	6406	6307	Lucinschi 40.73								
SĂNGEREII NOI	I	1902	1290	1243	23.01	2.17	54.06	11.18	2.17	0.64	1.61	2.01	3.14
	II	1938	1305	1275	Lucinschi 58.98								
SLOBOZIA-CHIȘCĂRENI	I	851	661	642	4.21	7.01	50.78	2.80	29.13	0.78	0.16	2.80	2.34
	II	861	690	676	Lucinschi 90.98								
SLOBOZIA-MĂGURA	I	365	307	294	22.45	11.22	51.36	6.80	3.74	0.68	1.70	0.00	2.04
	II	361	297	290	Lucinschi 80.00								
SLOVEANCA	I	439	396	380	73.42	2.63	15.00	7.37	0.00	0.00	0.00	0.53	1.05
	II	436	354	347	17.58								
TĂURA VECHE	I	420	376	361	0.00	0.83	77.29	1.11	18.01	0.00	1.66	0.55	0.55
	II	419	369	357	Lucinschi 95.80								
TRIFĂNEȘTI	I	568	457	437	43.71	1.14	41.42	7.55	4.35	0.69	0.69	0.23	0.23
	II	567	493	482	Lucinschi 64.52								
ȚAMBULA	I	470	357	347	1.73	4.90	40.63	0.00	48.13	0.29	0.00	2.88	1.44
	II	471	332	317	Lucinschi 98.74								
ȚIPLEȘTI	I	639	519	505	73.27	2.38	8.51	9.90	1.78	0.79	1.58	0.40	1.39
	II	641	534	506	14.23								
ȚIPLETEȘTI	I	786	658	643	66.41	1.24	12.44	11.98	4.82	0.16	0.62	0.16	2.18
	II	794	619	611	Lucinschi 33.22								
VALEA NOROCULUI	I	244	219	209	5.74	11.96	68.42	6.70	6.22	0.00	0.00	0.48	0.48
	II	247	222	210	Lucinschi 92.38								
VRĂNEȘTI	I	418	360	331	60.12	2.42	21.75	2.72	8.46	0.00	3.32	0.91	0.30
	II	422	350	347	Lucinschi 44.67								



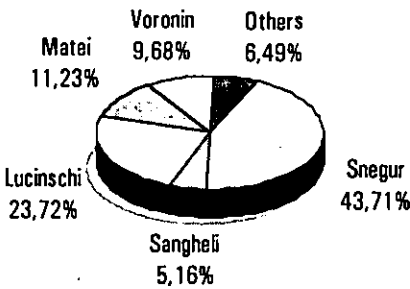
SOROCA

DISTRICT

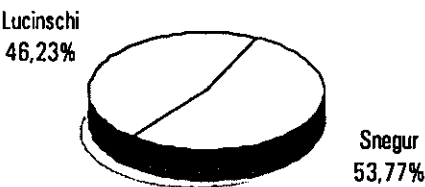
● Surface area, km²	870	
● Distance from capital, km	160	
	I round	II round
● Number of registered voters ...	62324	64019
● Number of participating registered voters	46208	47967
● Percent of participating registered voters	74.14	74.93
● Number of valid votes cast	44118	46835

RESULTS OF THE ELECTION

I ROUND

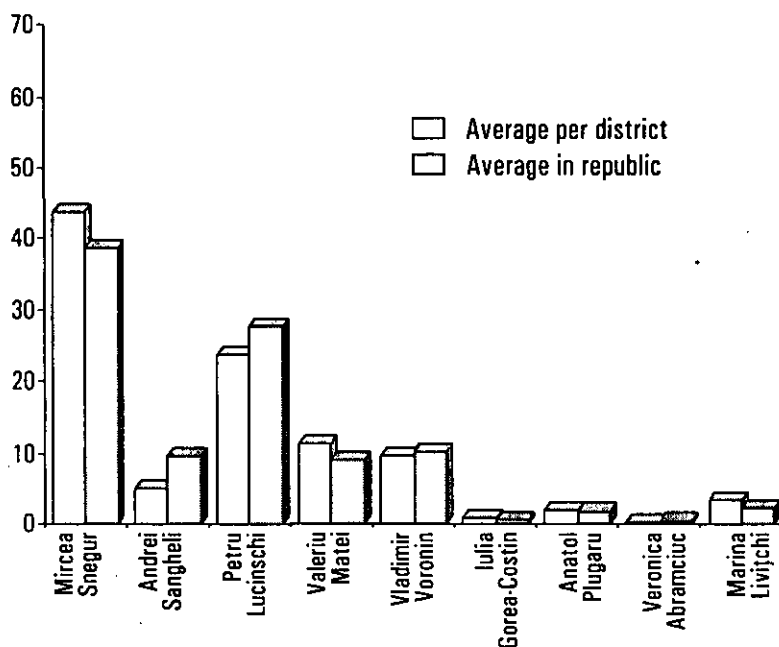


II ROUND

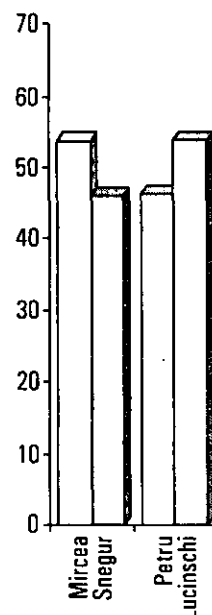


No.	Candidates	I round		II round	
		No. of votes	% of total	No. of votes	% of total
1.	Mircea Snegur	19286	43.71	25181	53.77
2.	Andrei Sangheli	2278	5.16		
3.	Petru Lucinschi	10466	23.72	21654	46.23
4.	Valeriu Matei	4955	11.23		
5.	Vladimir Voronin	4269	9.68		
6.	Iulia Gorea-Costin	374	0.85		
7.	Anatol Plugaru	842	1.91		
8.	Veronica Abramciuc	132	0.30		
9.	Marina Livitchi	1516	3.44		

I ROUND



II ROUND

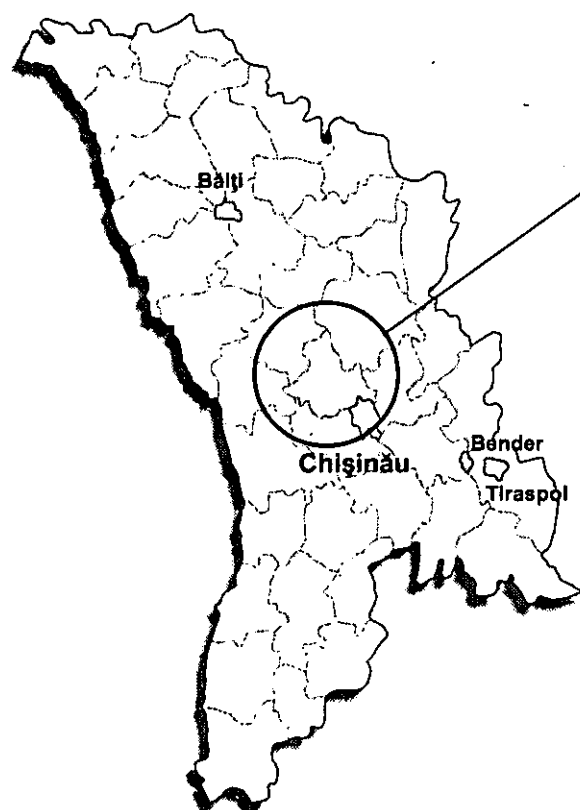


VOTES ACCUMULATED IN LOCALITIES

Locality name	Round	Registered voters	Participating registered voters	Valid votes cast	Mircea Snegur	Andrei Sangheli	Petru Lucinschi	Valeriu Matei	Vladimir Voronin	Iulia Gorea-Costin	Anatol Plugaru	Veronica Abramciuc	Marina Livijchi
ALEXANDRU CEL BUN	I	418	322	314	52.55	1.91	20.06	6.37	1.59	1.59	4.14	0.00	11.78
	II	421	339	334	Snegur 58.68				Lucinschi 41.32				
BALINȚI	I	335	296	266	8.27	56.77	30.08	0.75	3.38	0.00	0.00	0.38	0.38
	II	337	277	266	6.77				Lucinschi 93.23				
BĂDICENI	I	2074	1626	1519	26.40	3.69	34.56	19.16	4.34	1.05	4.48	0.26	6.06
	II	2088	1586	1534	Snegur 47.20				Lucinschi 52.80				
BĂXANI	I	829	772	736	40.63	1.09	18.34	13.32	19.29	0.95	1.77	0.27	4.35
	II	835	807	781	Snegur 38.16				Lucinschi 61.84				
BULBOCI	I	1522	1068	1024	74.71	0.98	4.98	11.04	3.22	0.20	2.05	0.20	2.64
	II	1536	1248	1222	Snegur 83.80				16.20				
BULBOCII NOI	I	247	240	236	67.80	0.42	3.81	22.88	1.69	0.85	1.69	0.85	0.00
	II	250	237	235	Snegur 88.09				11.91				
CĂINARII VECHI	I	2637	1871	1693	21.62	2.60	23.80	6.73	39.99	0.59	1.65	0.47	2.54
	II	2654	1863	1799	Snegur 29.35				Lucinschi 70.65				
COSĂUȚI	I	2084	1211	1135	71.28	7.05	11.37	2.82	2.20	1.15	1.85	0.26	2.03
	II	2126	1534	1488	Snegur 57.80				Lucinschi 42.20				
CREMENCIUG	I	1467	1215	1179	44.78	6.62	24.43	6.70	8.65	1.87	3.22	0.08	3.65
	II	1478	1257	1230	Snegur 46.10				Lucinschi 53.90				
CUREȘNIȚA	I	458	406	383	49.09	7.05	9.40	18.02	3.39	1.04	3.13	0.00	8.88
	II	459	409	399	Snegur 74.94				Lucinschi 25.06				
CUREȘNIȚA NOUĂ	I	252	245	231	29.44	5.19	33.77	5.19	24.68	0.87	0.00	0.00	0.87
	II	253	240	234	Snegur 42.74				Lucinschi 57.26				

Locality name	Round	Registered voters	Participating registered voters	Valid votes cast	Mircea Snegur	Andrei Sangheli	Petru Lucinschi	Valeriu Matei	Vladimir Voronin	Iulia Gorea-Costin	Anatol Plugaru	Veronica Abramciuc	Marina Livitchi
DĂRCĂUȚI	I	1223	957	910	60.11	3.19	15.05	6.15	5.38	1.43	1.76	0.22	6.70
	II	1217	930	906	Snegur 63.58				Lucinschi 36.42				
DUBNA	I	718	630	604	57.45	6.29	22.85	9.93	0.50	0.50	0.33	0.17	1.99
	II	730	685	672	Snegur 56.99				Lucinschi 43.01				
DUMBRĂVENI	I	288	256	241	25.31	2.49	61.00	2.90	4.56	0.00	1.24	1.24	1.24
	II	291	247	243	Snegur 28.81				Lucinschi 71.19				
EGORENI	I	738	537	515	22.14	3.30	29.13	36.50	4.66	0.39	0.78	0.00	3.11
	II	738	537	525	Snegur 60.00				Lucinschi 40.00				
FLORICENI	I	150	141	131	29.77	1.53	18.32	5.34	39.69	1.53	0.00	2.29	1.53
	II	150	133	128	Snegur 31.25				Lucinschi 68.75				
GRIGORĂUCA	I	141	134	130	35.38	2.31	35.38	6.92	2.31	2.31	7.69	0.00	7.69
	II	148	140	136	Snegur 50.74				Lucinschi 49.26				
HOLOȘNIȚA	I	800	579	533	33.96	10.13	26.45	10.88	5.44	0.56	3.00	0.38	9.19
	II	815	596	573	Snegur 44.68				Lucinschi 55.32				
HRISTICI	I	956	887	850	83.41	1.76	4.35	6.12	1.18	0.24	1.88	0.00	1.06
	II	958	904	872	Snegur 89.56				10.44				
IAROVA	I	636	572	540	8.52	27.41	56.67	1.48	4.44	0.00	0.00	0.00	1.48
	II	635	585	574	13.07				Lucinschi 86.93				
INUNDENI	I	353	316	310	11.29	1.29	71.61	5.48	7.42	0.00	1.94	0.65	0.32
	II	355	325	321	17.76				Lucinschi 82.24				
IORJNIȚA	I	535	447	410	40.00	6.59	7.32	19.02	19.51	0.49	1.71	0.24	5.12
	II	544	462	450	Snegur 62.44				Lucinschi 37.56				
LUGOVOE	I	117	117	116	70.69	0.86	15.52	4.31	2.59	0.00	0.86	0.00	5.17
	II	120	120	119	Snegur 53.78				Lucinschi 46.22				
MĂLCĂUȚI	I	198	189	185	74.59	0.54	15.68	5.41	0.00	0.00	0.00	0.00	3.78
	II	196	184	182	Snegur 72.53				Lucinschi 27.47				
OCOLINA	I	1392	1203	1151	30.93	15.12	30.93	14.51	4.43	0.43	0.70	0.43	2.52
	II	1387	1219	1199	Snegur 42.12				Lucinschi 57.88				
PARCANI	I	805	656	625	79.84	2.72	9.12	3.04	0.64	0.32	2.40	0.16	1.76
	II	807	675	649	Snegur 79.20				20.80				
PÂRLIȚA	I	403	369	342	48.25	4.97	27.49	14.33	2.05	0.29	0.00	0.29	2.34
	II	406	379	371	Snegur 53.37				Lucinschi 46.63				
RACOVĂȚ	I	2563	1610	1528	56.22	2.88	22.51	9.03	4.12	0.46	1.83	0.20	2.75
	II	2578	1795	1746	Snegur 55.04				Lucinschi 44.96				
REDI-CEREȘNOVĂȚ	I	837	649	620	59.19	2.26	22.42	6.77	4.35	0.16	3.39	0.00	1.45
	II	838	683	673	Snegur 59.88				Lucinschi 40.12				
REGINA MARIA	I	381	367	360	64.44	3.33	22.50	5.00	1.94	0.56	0.56	0.28	1.39
	II	380	356	355	Snegur 64.79				Lucinschi 35.21				
RUBLENIȚA	I	2311	1690	1589	36.44	3.78	8.18	23.60	20.26	0.88	2.71	0.19	3.96
	II	2311	1624	1577	Snegur 68.29				Lucinschi 31.71				
RUBLENIȚA NOUĂ	I	100	98	97	19.59	5.15	12.37	27.84	29.90	0.00	1.03	1.03	3.09
	II	100	96	92	Snegur 38.04				Lucinschi 61.96				
SCHINENI	I	1028	876	848	18.87	10.85	43.51	10.38	7.55	0.47	2.71	0.24	5.42
	II	1031	946	932	Snegur 19.10				Lucinschi 80.90				

Locality name	Round	Registered voters	Participating registered voters	Valid votes cast	Mircea Snegur	Andrei Sangheli	Petru Lucinschi	Valeriu Matei	Vladimir Voronin	Iulia Gorea-Costin	Anatol Plugaru	Veronica Abramciuc	Marina Livijchi
SOBARI	I	288	259	231	45.89	33.77	9.52	5.19	3.90	0.87	0.43	0.00	0.43
	II	293	268	256	Snegur 41.02							Lucinschi 58.98	
SOLONET	I	490	406	391	66.24	8.44	7.93	11.25	1.28	0.51	0.26	0.26	3.84
	II	494	424	401	Snegur 70.07							Lucinschi 29.93	
SOROCA	I	20236	13274	12860	35.77	2.56	29.19	11.31	14.19	1.10	2.13	0.37	3.39
	II	21659	14239	13981	Snegur 50.05							Lucinschi 49.95	
STOICANI	I	695	638	613	29.69	25.29	24.14	10.28	3.26	1.31	1.47	0.98	3.59
	II	696	633	620	Snegur 29.52							Lucinschi 70.48	
ŞEPTELICI	I	863	736	699	21.75	26.04	11.73	8.87	19.74	0.43	1.29	0.72	9.44
	II	865	702	687	Snegur 23.73							Lucinschi 76.27	
ŞOLCANI	I	819	677	646	50.93	1.08	10.53	17.03	17.65	0.62	0.62	0.15	1.39
	II	827	684	672	Snegur 66.96							Lucinschi 33.04	
TRIFĂUȚI	I	716	577	562	30.78	2.49	37.37	13.52	3.56	0.53	1.07	1.25	9.43
	II	716	573	559	Snegur 53.67							Lucinschi 46.33	
ȚEPILOVA	I	655	562	549	73.04	2.73	9.11	9.11	2.37	0.36	2.00	0.18	1.09
	II	657	571	565	Snegur 80.88							19.12	
VANȚINA	I	260	244	235	53.62	14.89	16.17	3.83	5.53	0.85	0.00	0.00	5.11
	II	262	247	233	Snegur 38.63							Lucinschi 61.37	
VASILCĂU	I	1771	1305	1220	28.52	3.20	57.79	6.31	1.15	0.49	1.15	0.33	1.07
	II	1783	1248	1183	Snegur 41.50							Lucinschi 58.50	
VĂDENI	I	1647	1324	1272	81.84	1.57	9.98	3.93	0.31	0.39	0.55	0.00	1.42
	II	1671	1311	1294	Snegur 85.09							14.91	
VĂRĂNCĂU	I	1866	1571	1490	63.42	2.01	6.78	20.87	1.28	1.34	0.94	0.13	3.22
	II	1848	1567	1529	Snegur 82.67							17.33	
VOLOAVE	I	679	483	447	51.23	6.71	27.74	8.72	0.89	1.12	1.57	0.22	1.79
	II	693	528	511	Snegur 36.59							Lucinschi 63.41	
VOLOVIȚA	I	818	640	627	57.74	5.26	12.76	10.05	3.99	0.96	3.83	0.00	5.42
	II	831	606	593	Snegur 62.73							Lucinschi 37.27	
ZASTÂNCA	I	1525	960	925	55.89	2.70	13.19	18.70	3.03	1.73	2.27	0.32	2.16
	II	1552	948	934	Snegur 76.98							23.02	



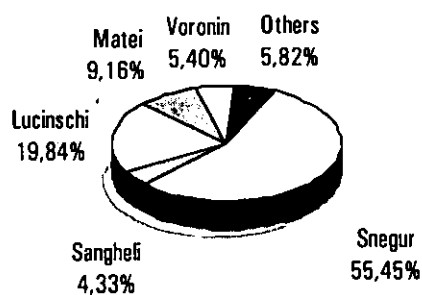
STRĂȘENI DISTRICT

- Surface area, km² 800
- Distance from capital, km 23

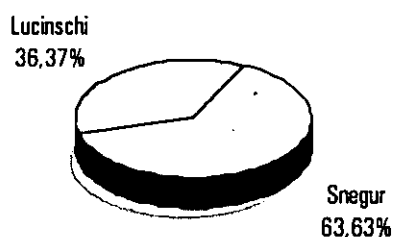
	I round	II round
● Number of registered voters ...	58972	60648
● Number of participating registered voters	39990	41137
● Percent of participating registered voters	67.81	67.83
● Number of valid votes cast	37839	39839

RESULTS OF THE ELECTION

I ROUND

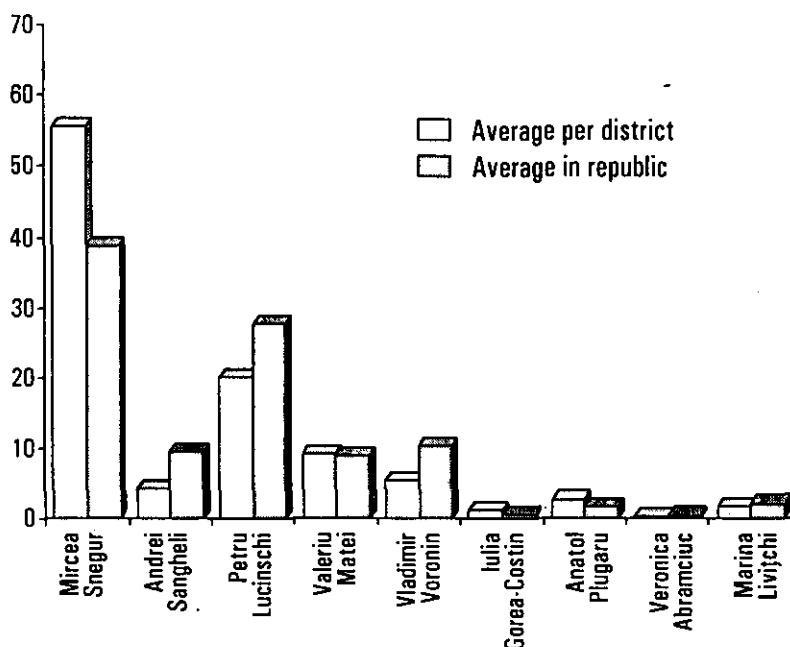


II ROUND

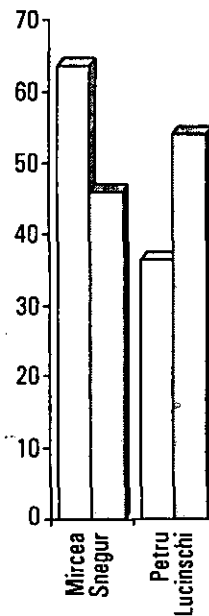


No.	Candidates	I round		II round	
		No. of votes	% of total	No. of votes	% of total
1.	Mircea Snegur	20982	55.45	25350	63.63
2.	Andrei Sangheli	1640	4.33		
3.	Petru Lucinschi	7508	19.84	14489	36.37
4.	Valeriu Matei	3467	9.16		
5.	Vladimir Voronin	2044	5.40		
6.	Iulia Gorea-Costin	392	1.04		
7.	Anatol Plugaru	1012	2.67		
8.	Veronica Abramciuc	113	0.30		
9.	Marina Livitchi	681	1.80		

I ROUND



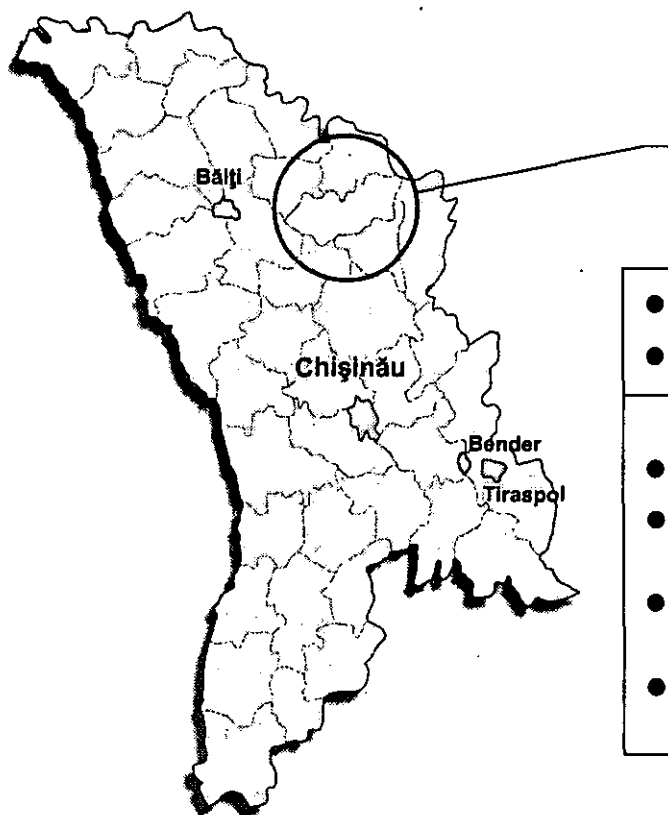
II ROUND



VOTES ACCUMULATED IN LOCALITIES

Locality name	Round	Registered voters	Participating registered voters	Valid votes cast	Mircea Snegur	Andrei Sangheli	Petru Lucinschi	Valeriu Matei	Vladimir Voronin	Iulia Gorea-Costin	Anatol Plugaru	Veronica Abramciuc	Marina Livitchi
BUCOVĂȚ	I	957	672	646	36.07	2.79	23.68	5.88	20.28	0.31	7.28	0.93	2.79
	II	979	701	683	Snegur 43.05					Lucinschi 56.95			
CĂPRIANA	I	1599	1067	964	60.79	4.25	19.29	9.23	2.90	0.41	1.56	0.21	1.35
	II	1584	891	845	Snegur 66.27					Lucinschi 33.73			
CHIRIANCA	I	714	586	557	68.22	1.97	17.77	6.10	0.90	1.08	1.80	0.36	1.80
	II	719	560	546	Snegur 69.78					Lucinschi 30.22			
CIOBANCA	I	358	304	273	68.50	2.56	12.09	9.89	4.76	0.37	1.10	0.37	0.37
	II	362	275	262	Snegur 65.27					Lucinschi 34.73			
CODREANCA	I	1548	1042	994	70.52	10.66	8.25	6.14	0.70	1.11	1.31	0.10	1.21
	II	1560	1053	1018	Snegur 74.95					Lucinschi 25.05			
COJUȘNA	I	4480	3003	2817	46.57	4.54	26.16	10.33	4.69	1.99	3.16	0.32	2.24
	II	4545	3037	2961	Snegur 55.42					Lucinschi 44.58			
DRĂGUȘENI	I	555	456	428	61.21	0.93	18.69	4.67	2.10	0.23	9.11	0.23	2.80
	II	567	471	453	Snegur 77.92					22.08			
FĂGURENI	I	458	321	301	51.83	2.66	34.55	2.66	0.66	1.33	3.99	0.66	1.66
	II	469	295	281	Snegur 49.11					Lucinschi 50.89			
GĂLEȘTI	I	1822	1238	1160	59.91	4.05	23.10	4.48	2.50	0.43	3.97	0.26	1.29
	II	1833	1208	1166	Snegur 57.80					Lucinschi 42.20			
GHELĂUZA	I	469	349	334	58.38	5.69	21.26	8.08	0.30	0.90	1.80	0.00	3.59
	II	483	334	325	Snegur 65.54					Lucinschi 34.46			
GORNOE	I	209	179	169	42.01	1.18	36.09	7.10	7.69	1.18	2.96	0.59	1.18
	II	212	186	181	Snegur 41.44					Lucinschi 58.56			
GREBLEȘTI	I	553	475	453	76.60	6.40	4.64	6.84	2.87	0.44	0.66	0.44	1.10
	II	554	469	458	Snegur 83.41					16.59			

Locality name	Round	Registered voters	Participating registered voters	Valid votes cast	Mircea Snegur	Andrei Sangheli	Petru Lucinschi	Valeriu Matei	Vladimir Voronin	Iulia Gorea-Costin	Anatol Plugaru	Veronica Abramciuc	Marina Livitchi
LOZOVA	I	4188	2796	2640	37.50	3.79	14.89	22.95	13.98	1.36	2.20	0.19	3.14
	II	4243	2910	2834	Snegur 60.97					Lucinschi 39.03			
LUPA-RECEA	I	351	269	240	55.42	21.25	14.58	3.33	2.08	0.00	0.42	0.42	2.50
	II	352	275	257	Snegur 60.31					Lucinschi 39.69			
MICĂUȚI	I	1689	1116	1051	64.51	1.05	16.27	13.32	2.09	0.38	0.19	0.00	2.19
	II	1718	1047	1009	Snegur 72.65					Lucinschi 27.35			
NEGREȘTI	I	975	712	692	61.56	2.17	22.25	6.21	2.46	0.58	2.46	0.43	1.88
	II	947	827	748	Snegur 79.81					20.19			
ONEȘTI	I	663	621	606	79.21	2.31	5.28	7.59	1.49	1.49	1.65	0.17	0.83
	II	677	648	622	Snegur 85.69					14.31			
PĂNĂȘEȘTI	I	1460	1173	1105	57.10	2.99	18.82	14.84	1.36	0.45	1.45	0.36	2.62
	II	1509	1100	1058	Snegur 67.30					Lucinschi 32.70			
RĂDENI	I	676	608	553	73.60	1.63	10.67	7.59	2.71	0.54	1.81	0.54	0.90
	II	676	523	505	Snegur 80.59					19.41			
RECEA	I	1984	1160	1040	55.19	19.23	12.60	6.73	2.12	1.25	1.44	0.19	1.25
	II	1992	1159	1093	Snegur 73.56					Lucinschi 26.44			
ROMĂNEȘTI	I	808	664	638	21.47	7.84	31.66	5.33	29.31	0.31	1.25	0.47	2.35
	II	830	693	680	Snegur 32.06					Lucinschi 67.94			
ROȘCANI	I	1032	797	772	72.67	4.53	14.12	3.50	0.65	1.94	1.55	0.26	0.78
	II	1032	667	645	Snegur 73.33					Lucinschi 26.67			
SACA	I	254	204	203	66.50	2.96	9.85	13.79	1.97	1.97	0.49	0.00	2.46
	II	269	224	217	Snegur 85.25					14.75			
SCORENI	I	2111	1336	1246	49.44	15.01	17.26	7.30	4.41	1.28	3.21	0.32	1.77
	II	2215	1330	1274	Snegur 58.08					Lucinschi 41.92			
SIREȚI	I	3233	1990	1845	52.52	3.25	29.38	7.21	0.81	0.98	2.82	0.16	2.87
	II	3290	2063	1986	Snegur 64.25					Lucinschi 35.75			
STEJĂRENI	I	417	293	272	11.40	4.04	32.35	2.21	27.21	1.84	6.99	0.37	13.60
	II	422	248	241	Snegur 29.05					Lucinschi 70.95			
STRĂȘENI	I	11049	7053	6812	55.86	1.82	25.43	6.06	6.87	1.25	1.32	0.50	0.90
	II	12029	8192	8010	Snegur 59.93					Lucinschi 40.07			
TĂTĂREȘTI	I	1008	798	766	47.52	2.48	28.59	4.44	13.45	0.65	1.44	0.13	1.31
	II	1015	814	793	Snegur 49.31					Lucinschi 50.69			
TRUȘENI	I	5289	2924	2755	61.67	2.32	12.20	15.10	2.47	0.65	4.57	0.11	0.91
	II	5292	3234	3136	Snegur 77.87					22.13			
ȚIGĂNEȘTI	I	916	607	572	70.10	1.40	18.18	4.72	2.27	0.17	1.22	0.17	1.75
	II	914	594	571	Snegur 68.48					Lucinschi 31.52			
VOINOVA	I	1019	739	723	44.54	8.02	18.95	15.77	8.44	0.00	1.38	0.14	2.77
	II	1026	714	692	Snegur 54.48					Lucinschi 45.52			
VORNICENI	I	3201	2268	2153	60.01	3.44	14.49	7.85	2.51	1.81	7.71	0.46	1.72
	II	3384	2382	2324	Snegur 59.25					Lucinschi 40.75			
ZAMCIOGI	I	697	564	554	74.19	1.99	9.75	4.87	5.05	0.72	1.44	0.00	1.99
	II	706	527	520	Snegur 75.38					Lucinschi 24.62			
ZUBREȘTI	I	2230	1606	1505	52.82	5.32	23.92	9.24	3.46	0.60	2.99	0.07	1.59
	II	2243	1486	1445	Snegur 62.56					Lucinschi 37.44			



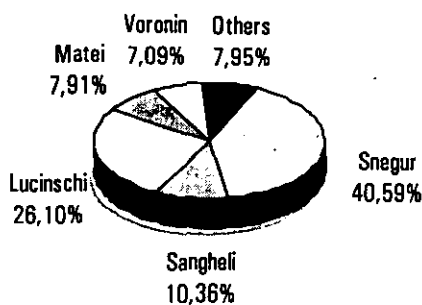
ȘOLDĂNEȘTI DISTRICT

- Surface area, km² 520
- Distance from capital, km 118

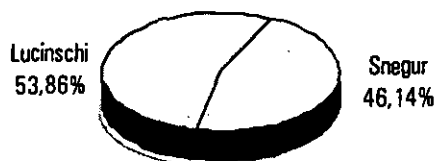
	I round	II round
● Number of registered voters ...	32415	32693
● Number of participating registered voters	23444	23991
● Percent of participating registered voters	72.32	73.38
● Number of valid votes cast	22214	23329

RESULTS OF THE ELECTION

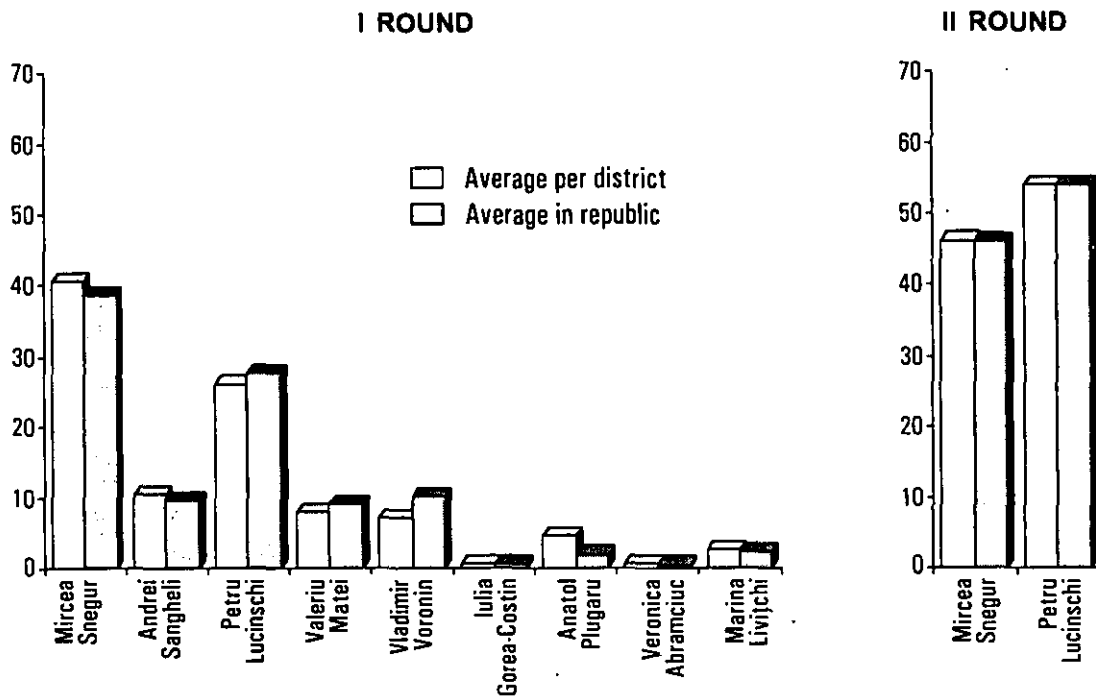
I ROUND



II ROUND



No.	Candidates	I round		II round	
		No. of votes	% of total	No. of votes	% of total
1.	Mircea Snegur	9017	40.59	10763	46.14
2.	Andrei Sangheli	2301	10.36		
3.	Petru Lucinschi	5798	26.10	12566	53.86
4.	Valeriu Matei	1758	7.91		
5.	Vladimir Voronin	1575	7.09		
6.	Iulia Gorea-Costin	126	0.57		
7.	Anatol Plugaru	989	4.45		
8.	Veronica Abramciuc	95	0.43		
9.	Marina Livițchi	555	2.50		

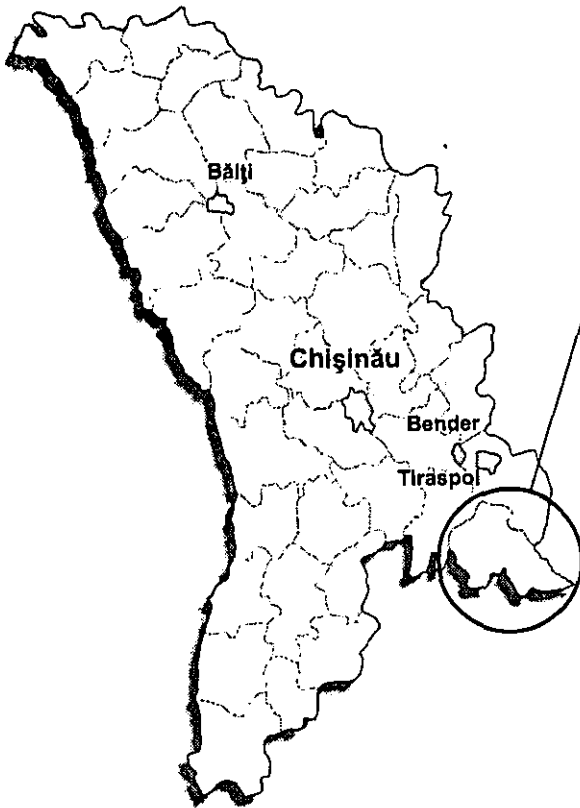


VOTES ACCUMULATED IN LOCALITIES

Locality name	Round	Registered voters	Participating registered voters	Valid votes cast	Mircea Snegur	Andrei Sangheli	Petru Lucinschi	Valeriu Matei	Vladimir Voronin	Iulia Gorea-Costin	Anatol Plugaru	Veronica Abramciuc	Marina Livijchi
ALCEDAR	I	897	726	692	27.75	36.42	8.38	2.89	20.09	0.72	1.45	1.01	1.30
	II	898	797	782	Snegur 40.79				Lucinschi 59.21				
CHIPEȘCA	I	1170	799	763	18.74	1.18	54.65	10.62	6.03	0.66	3.67	0.39	4.06
	II	1171	793	775	Snegur 27.61				Lucinschi 72.39				
CLIMĂUȚII DE JOS	I	928	649	625	58.72	12.64	19.36	2.88	1.28	0.64	2.08	0.80	1.60
	II	935	685	673	Snegur 58.10				Lucinschi 41.90				
COBĂLNEA	I	2497	1815	1677	35.24	11.87	19.98	9.24	16.70	1.01	2.92	0.30	2.74
	II	2508	1782	1710	Snegur 32.81				Lucinschi 67.19				
COT	I	325	290	280	58.21	9.29	30.00	1.43	0.00	0.36	0.00	0.36	0.36
	II	323	313	307	Snegur 66.12				Lucinschi 33.88				
COTIUJENII MARI	I	2672	2018	1808	50.00	15.04	12.72	10.73	1.16	1.00	6.31	0.22	2.82
	II	2713	1988	1915	Snegur 53.73				Lucinschi 46.27				
CURĂȚURA	I	368	347	343	25.36	48.10	6.12	1.46	16.91	0.00	0.29	0.00	1.75
	II	367	339	336	Snegur 28.87				Lucinschi 71.13				
CUȘELĂUCA	I	124	109	100	42.00	48.00	5.00	2.00	0.00	0.00	3.00	0.00	0.00
	II	132	121	117	Snegur 24.79				Lucinschi 75.21				
CUȘMIRCA	I	1774	1206	1124	38.88	21.53	18.42	3.11	9.96	0.53	4.36	0.36	2.85
	II	1774	1185	1136	Snegur 36.09				Lucinschi 63.91				
DOBRUȘA	I	604	464	447	34.45	4.92	37.36	8.28	4.92	1.12	5.59	0.00	3.36
	II	604	446	442	Snegur 37.56				Lucinschi 62.44				
FUZĂUCA	I	651	527	498	10.24	11.65	26.91	0.20	49.00	0.20	0.60	0.60	0.60
	II	662	535	526	10.65				Lucinschi 89.35				

Locality name	Round	Registered voters	Participating registered voters	Valid votes cast	Mircea Snegur	Andrei Sangheli	Petru Lucinschi	Valeriu Matei	Vladimir Voronin	Iulia Gorea-Costin	Anatol Plugaru	Veronica Abramciuc	Marina Livitchi
GĂUZENI	I	912	666	650	30.62	3.23	47.23	5.85	2.00	0.15	2.00	0.77	8.15
	II	916	563	550	Snegur 46.55				Lucinschi 53.45				
HLIGENI	I	761	606	586	58.53	3.75	20.48	8.02	4.27	0.51	2.05	0.00	2.39
	II	764	642	638	Snegur 64.58				Lucinschi 35.42				
MIHULENI	I	434	388	364	40.66	21.15	27.47	3.30	1.10	0.82	4.40	0.27	0.82
	II	439	416	406	Snegur 34.98				Lucinschi 65.02				
OLIȘCANI	I	2210	1428	1331	48.99	1.88	28.55	9.69	1.13	0.53	5.71	0.30	3.23
	II	2240	1570	1508	Snegur 55.77				Lucinschi 44.23				
PARCANI	I	556	481	460	38.91	26.30	13.26	5.65	10.22	0.87	3.48	0.22	1.09
	II	555	470	460	Snegur 45.65				Lucinschi 54.35				
POHOARNA	I	1760	1201	1144	21.24	10.14	27.97	23.16	10.40	0.87	1.22	0.61	4.37
	II	1776	1409	1365	Snegur 35.46				Lucinschi 64.54				
POIANA	I	723	500	471	37.58	6.58	12.53	0.85	3.40	0.64	35.24	1.06	2.12
	II	720	493	479	Snegur 55.11				Lucinschi 44.89				
RĂȘPOPENI	I	1907	1429	1368	24.93	4.46	52.49	6.51	3.44	0.51	2.63	0.80	4.24
	II	1947	1496	1451	Snegur 28.81				Lucinschi 71.19				
RECEȘTI	I	321	256	246	58.54	1.63	20.73	3.66	0.00	0.41	12.60	0.41	2.03
	II	325	257	250	Snegur 60.80				Lucinschi 39.20				
ROGOJENI	I	502	391	367	25.61	17.44	24.52	10.08	10.08	0.54	5.18	0.00	6.54
	II	504	397	389	Snegur 25.45				Lucinschi 74.55				
SALCIA	I	724	692	672	40.03	6.85	49.70	0.60	1.49	0.30	0.30	0.00	0.74
	II	725	669	641	Snegur 47.11				Lucinschi 52.89				
SĂMĂȘCANI	I	1044	799	759	37.42	5.93	36.63	6.06	1.05	0.40	9.49	0.26	2.77
	II	1050	782	751	Snegur 41.41				Lucinschi 58.59				
SOCOLA	I	369	285	279	86.74	5.02	4.30	0.00	0.72	0.00	0.00	2.51	0.72
	II	358	305	302	Snegur 78.15				21.85				
ȘESTACI	I	947	779	722	51.94	3.46	15.93	26.04	0.83	0.00	1.11	0.00	0.69
	II	950	739	720	Snegur 75.00				Lucinschi 25.00				
ȘIPCA	I	542	516	500	50.60	11.00	21.40	2.80	3.40	0.00	9.40	0.00	1.40
	II	540	495	488	Snegur 45.08				Lucinschi 54.92				
ȘOLDĂNEȘTI	I	5171	2885	2781	37.22	6.26	30.38	9.71	8.88	0.58	5.50	0.40	1.08
	II	5280	3034	2956	Snegur 48.71				Lucinschi 51.29				
VADUL-RAȘCOV	I	1223	905	871	85.65	2.07	7.23	1.15	2.07	0.23	0.23	0.80	0.57
	II	1217	978	964	Snegur 82.68				17.32				
ZAHORNA	I	299	287	286	56.64	3.50	20.63	6.29	4.90	0.00	3.85	0.35	3.85
	II	300	292	292	Snegur 56.16				Lucinschi 43.84				

ȘTEFAN-VODĂ DISTRICT

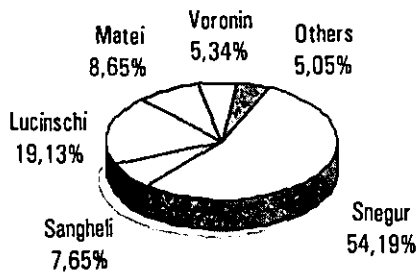


- Surface area, km² 1030
- Distance from capital, km 120

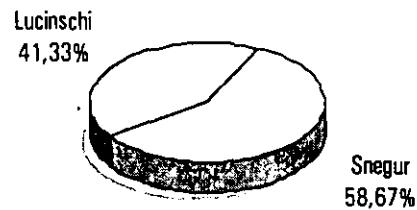
	I round	II round
● Number of registered voters ...	49414	50315
● Number of participating registered voters	35735	36342
● Percent of participating registered voters	72.32	72.23
● Number of valid votes cast	33937	35159

RESULTS OF THE ELECTION

I ROUND

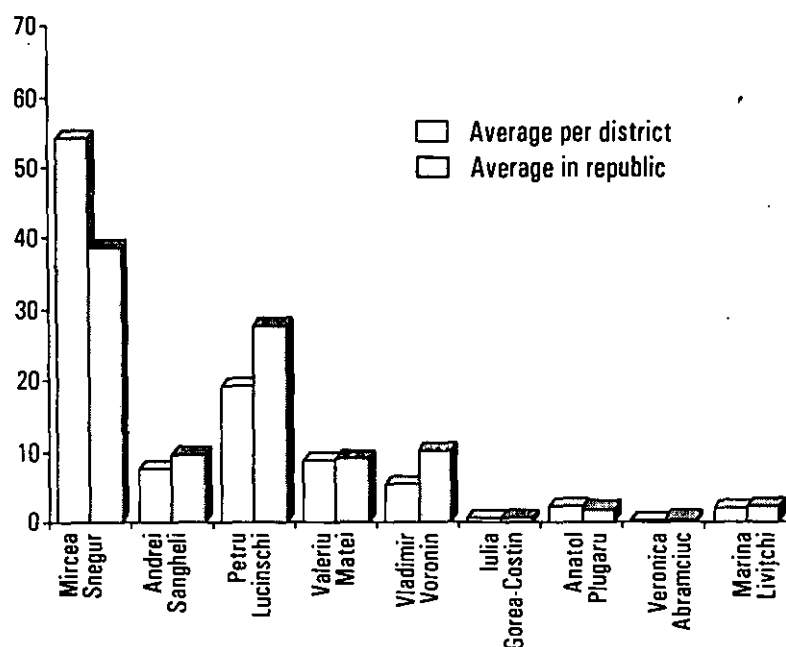


II ROUND

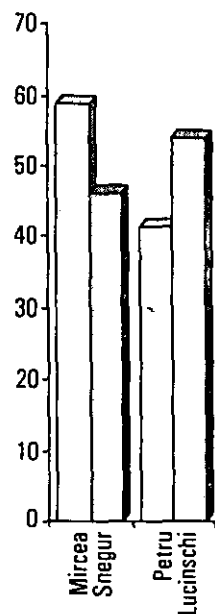


No.	Candidates	I round		II round	
		No. of votes	% of total	No. of votes	% of total
1.	Mircea Snegur	18391	54.19	20628	58.67
2.	Andrei Sangheli	2595	7.65		
3.	Petru Lucinschi	6492	19.13	14531	41.33
4.	Valeriu Matei	2934	8.65		
5.	Vladimir Voronin	1812	5.34		
6.	Iulia Gorea-Costin	229	0.67		
7.	Anatol Plugaru	745	2.20		
8.	Veronica Abramciuc	70	0.21		
9.	Marina Livițchi	669	1.97		

I ROUND



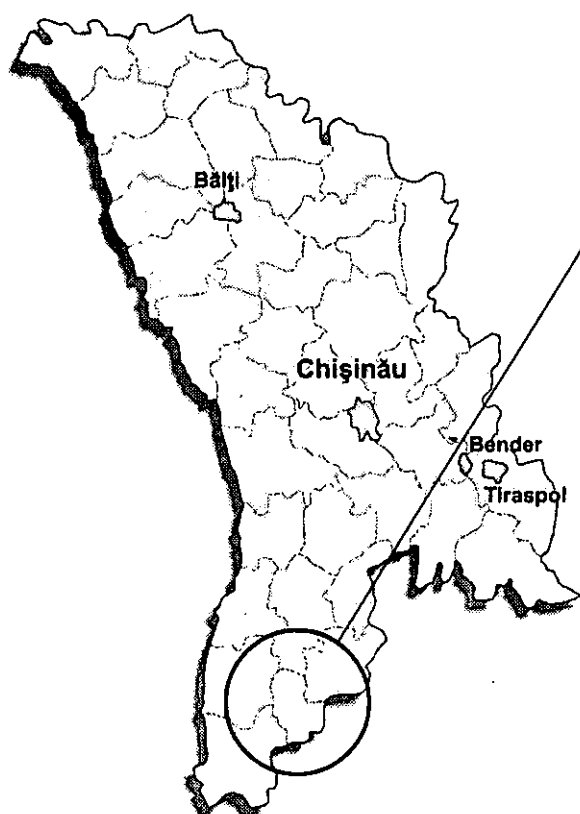
II ROUND



VOTES ACCUMULATED IN LOCALITIES

Locality name	Round	Registered voters	Participating registered voters	Valid votes cast	Mircea Snegur	Andrei Sangheli	Petru Lucinschi	Valeriu Matei	Vladimir Voronin	Iulia Gorea-Costin	Anatol Plugaru	Veronica Abramciuc	Marina Livijchi
ALAVA	I	236	222	212	26.42	32.55	29.25	0.94	8.49	0.00	0.47	0.00	1.89
	II	237	232	227	Snegur 28.19				Lucinschi 71.81				
ANTONEȘTI	I	1852	1677	1640	58.60	4.82	13.05	13.29	0.85	0.43	6.40	0.06	2.50
	II	1851	1671	1611	Snegur 73.00				Lucinschi 27.00				
BREZOAIA	I	794	674	643	1.56	25.19	7.00	2.95	61.90	0.16	0.16	0.31	0.78
	II	797	696	685	0.58				Lucinschi 99.42				
CARAHASANI	I	2266	1786	1731	53.15	4.33	30.27	6.47	1.33	0.52	1.62	0.17	2.14
	II	2300	1533	1497	Snegur 52.97				Lucinschi 47.03				
CĂPLANI	I	2585	1827	1735	50.32	6.22	14.93	15.33	7.38	0.58	2.94	0.17	2.13
	II	2601	1755	1704	Snegur 56.22				Lucinschi 43.78				
CIOBURCIU	I	2034	1311	1263	59.22	4.43	11.88	19.32	0.87	0.63	1.43	0.16	2.06
	II	2048	1384	1351	Snegur 72.02				Lucinschi 27.98				
COPCEAC	I	1654	1222	1106	42.68	23.33	16.82	5.42	2.26	0.09	4.25	0.36	4.79
	II	1648	1113	1035	Snegur 44.35				Lucinschi 55.65				
CROCMAN	I	2180	1378	1327	64.20	7.39	12.66	5.28	2.11	0.53	6.71	0.30	0.83
	II	2191	1269	1234	Snegur 65.40				Lucinschi 34.60				
ERMOCLIA	I	2527	1901	1825	70.90	11.78	6.79	7.23	0.93	0.44	0.82	0.16	0.93
	II	2580	1894	1848	Snegur 72.84				Lucinschi 27.16				
FEȘTELIȚA	I	1913	1265	1209	72.13	3.14	14.31	6.53	1.57	0.17	0.66	0.00	1.49
	II	1944	1429	1399	Snegur 74.34				Lucinschi 25.66				
GRĂDINIȚA	I	463	385	376	5.85	37.50	38.83	2.39	13.56	0.00	0.27	0.80	0.80
	II	466	434	431	9.51				Lucinschi 90.49				

Locality name	Round	Registered voters	Participating registered voters	Valid votes cast	Mircea Snegur	Andrei Sangheli	Patru Lucinschi	Valeriu Matei	Vladimir Voronin	Iulia Gorea-Costin	Anatol Plugaru	Veronica Abramciuc	Marina Livitchi
LAZO	I	92	89	89	14.61	24.72	49.44	3.37	4.49	0.00	1.12	0.00	2.25
	II	91	88	87	14.94	Lucinschi 85.06							
LEUNTEA	I	365	317	298	2.68	69.46	16.44	0.34	9.06	0.00	0.00	0.34	1.68
	II	381	358	355	3.38	Lucinschi 96.62							
MARIANCA DE JOS	I	392	356	332	64.46	6.93	7.53	18.67	1.51	0.00	0.30	0.00	0.60
	II	393	328	318	Snegur 80.82	19.18							
OLĂNEȘTI	I	4117	2680	2563	66.76	6.40	16.74	6.91	1.25	0.20	0.98	0.39	0.39
	II	4227	2856	2763	Snegur 58.99	Lucinschi 41.01							
PALANCA	I	1370	967	919	64.96	4.13	24.05	2.18	1.85	1.09	0.87	0.22	0.65
	II	1371	903	868	Snegur 38.48	Lucinschi 61.52							
POPEASCA	I	1618	1332	1275	61.25	4.78	10.82	12.16	1.18	0.86	2.04	0.24	6.67
	II	1634	1346	1321	Snegur 73.81	Lucinschi 26.19							
PURCARI	I	1680	922	862	76.22	3.25	10.56	5.80	0.81	0.81	1.74	0.00	0.81
	II	1675	1139	1097	Snegur 82.41	17.59							
RĂSCĂIEȚI	I	1911	1437	1346	32.17	15.90	32.24	12.63	2.53	0.30	2.01	0.22	2.01
	II	2215	1493	1440	Snegur 49.38	Lucinschi 50.63							
RĂSCĂIEȚII NOI	I	395	330	324	74.69	3.09	8.64	8.02	1.23	0.00	2.16	0.00	2.16
	II	390	324	321	Snegur 76.64	23.36							
SEMIONOVCA	I	650	582	563	2.13	47.96	31.62	0.89	14.39	0.36	0.00	0.18	2.49
	II	652	597	584	Snegur 2.57	Lucinschi 97.43							
SLOBOZIA	I	2580	1660	1436	41.92	1.04	30.92	12.67	4.32	2.23	2.09	0.28	4.53
	II	2593	1877	1662	Snegur 46.57	Lucinschi 53.43							
ȘTEFAN-VODĂ	I	5147	3680	3565	39.55	3.11	25.44	9.37	16.38	0.73	3.17	0.34	1.91
	II	5393	3909	3860	Snegur 50.98	Lucinschi 49.02							
ȘTEFĂNEȘTI	I	792	661	591	64.30	5.58	12.18	11.00	2.37	1.18	1.02	0.34	2.03
	II	793	713	682	Snegur 77.71	22.29							
TALMAZ	I	5333	4083	3952	83.48	1.09	6.48	4.68	1.21	0.40	1.42	0.08	1.16
	II	5378	3825	3723	Snegur 88.85	11.15							
TUDORA	I	1477	975	900	47.44	2.78	33.00	10.89	2.56	0.33	1.33	0.22	1.44
	II	1479	1083	1033	Snegur 39.98	Lucinschi 60.02							
VIIȘOARA	I	373	285	277	20.22	1.44	50.54	1.08	22.74	0.00	1.81	0.36	1.81
	II	371	327	324	16.67	Lucinschi 83.33							
VOLINTIRI	I	2618	1731	1578	29.72	1.77	43.60	11.85	3.80	3.36	3.11	0.06	2.72
	II	2616	1766	1699	Snegur 48.44	Lucinschi 51.56							



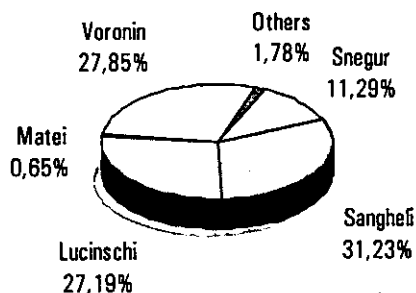
TARACLIA DISTRICT

- Surface area, km² 610
- Distance from capital, km 162

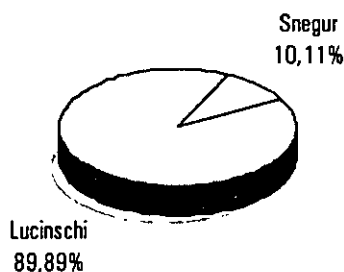
	I round	II round
● Number of registered voters ...	31882	32317
● Number of participating registered voters	24412	28226
● Percent of participating registered voters	76.57	87.34
● Number of valid votes cast	23436	27505

RESULTS OF THE ELECTION

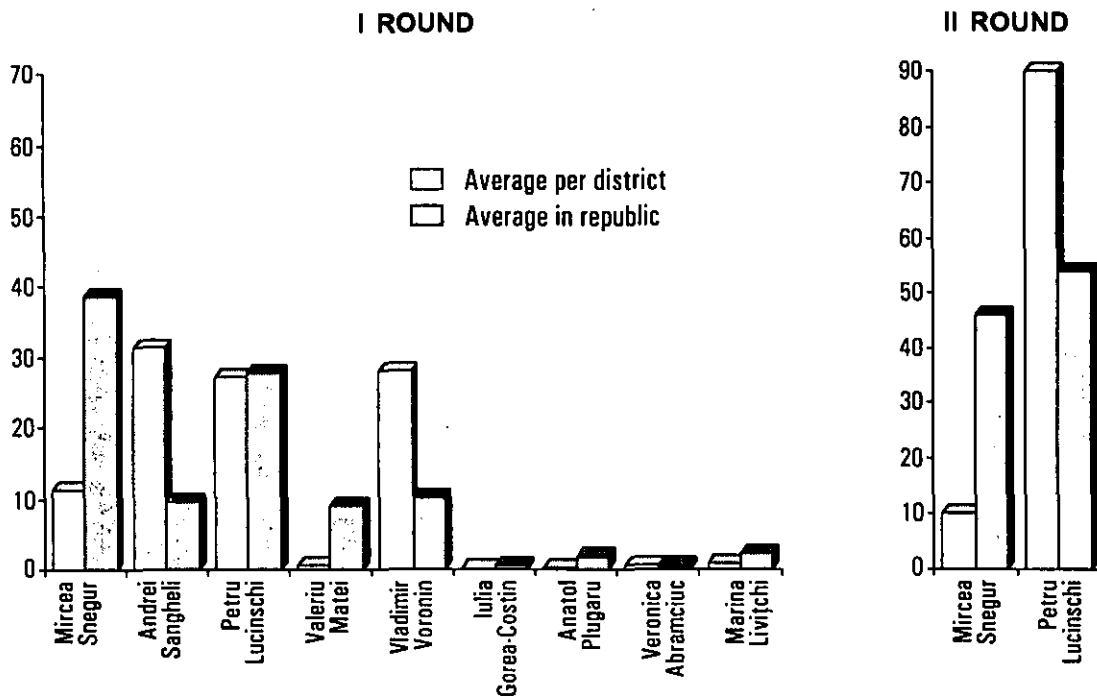
I ROUND



II ROUND



No.	Candidates	I round		II round	
		No. of votes	% of total	No. of votes	% of total
1.	Mircea Snegur	2647	11.29	2780	10.11
2.	Andrei Sangheli	7319	31.23		
3.	Petru Lucinschi	6373	27.19	24725	89.89
4.	Valeriu Matei	153	0.65		
5.	Vladimir Voronin	6527	27.85		
6.	Iulia Gorea-Costin	33	0.14		
7.	Anatol Plugaru	62	0.26		
8.	Veronica Abramciuc	105	0.45		
9.	Marina Livițchi	217	0.93		

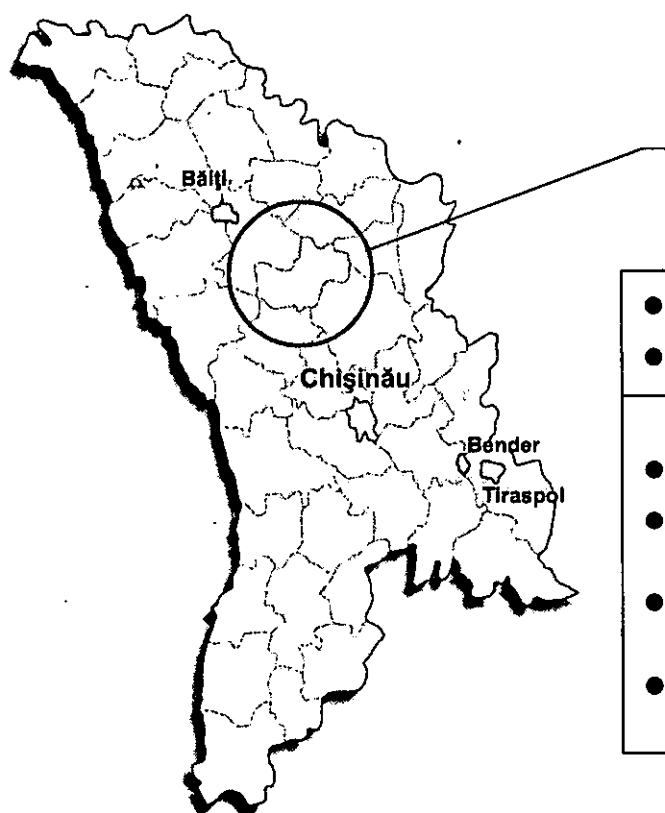


VOTES ACCUMULATED IN LOCALITIES

Locality name	Round	Registered voters	Participating registered voters	Valid votes cast	Mircea Snegur	Andrei Sangheli	Petru Lucinschi	Valeriu Matei	Vladimir Voronin	Iulia Gorea-Costin	Anatol Plugaru	Veronica Abramciuc	Marina Livitchi
ALBOTA DE JOS	I	548	435	428	5.87	17.37	48.12	0.47	25.12	0.70	0.00	0.70	1.64
	II	554	510	492	Lucinschi 95.73								
ALBOTA DE SUS	I	898	798	760	1.84	33.03	56.84	0.13	6.71	0.13	0.13	0.26	0.92
	II	902	821	802	Lucinschi 97.38								
ALUATU	I	808	625	609	59.93	11.66	23.81	0.82	2.13	0.00	0.66	0.16	0.82
	II	810	644	602	Lucinschi 50.50								
BALABANU	I	552	426	409	64.30	14.91	7.33	0.00	9.54	0.24	0.49	0.73	2.44
	II	555	402	380	Lucinschi 32.89								
BUDĂI	I	747	673	650	2.92	60.77	10.31	0.00	24.46	0.15	0.62	0.31	0.46
	II	764	744	736	Lucinschi 97.69								
BORCEAG	I	973	772	761	78.58	1.31	6.83	6.70	1.84	0.26	1.71	0.26	2.50
	II	978	857	843	Lucinschi 23.49								
CAIRACLIA	I	1527	1162	1129	1.33	18.16	38.00	0.09	41.90	0.00	0.09	0.27	0.18
	II	1532	1336	1314	Lucinschi 98.48								
CHIRILOVCA	I	166	147	136	9.56	28.68	25.74	0.00	33.09	0.00	0.00	1.47	1.47
	II	170	161	156	Lucinschi 92.95								
CEALĂC	I	282	256	244	6.15	52.46	30.74	0.41	6.97	0.00	0.00	0.82	2.46
	II	288	243	235	Lucinschi 92.34								
CIUMAI	I	705	531	486	11.32	44.44	8.85	0.21	34.16	0.21	0.21	0.41	0.21
	II	704	571	558	Lucinschi 90.50								
CORTEN	I	2544	1953	1877	5.17	42.99	21.79	0.21	25.68	0.16	0.32	1.70	1.97
	II	2557	2357	2319	Lucinschi 98.15								

Locality name	Round	Registered voters	Participating registered voters	Valid votes cast	Mircea Snegur	Andrei Sangheli	Petru Lucinschi	Valeriu Matei	Vladimir Voronin	Iulia Gorea-Costin	Anatol Plugaru	Veronica Abramciuc	Marina Livijchi
CORTENUL NOU	I	171	143	137	5.11	29.20	37.23	1.46	27.01	0.00	0.00	0.00	0.00
	II	175	145	134	8.21	Lucinschi 91.79							
DERMENGI	I	54	54	50	16.00	2.00	24.00	0.00	56.00	0.00	0.00	0.00	2.00
	II	57	54	54	Snegur 22.22	Lucinschi 77.78							
HAGICHIOI	I	168	135	132	64.39	7.58	7.58	6.06	10.61	0.00	1.52	0.76	1.52
	II	171	158	153	Snegur 64.05	Lucinschi 35.95							
HÂRTOP	I	274	231	222	38.74	3.15	33.33	4.95	15.32	0.00	1.35	0.45	2.70
	II	277	256	248	Snegur 30.65	Lucinschi 69.35							
MIRNOE	I	198	175	162	24.69	48.15	14.20	0.00	12.96	0.00	0.00	0.00	0.00
	II	200	192	185	Snegur 24.32	Lucinschi 75.68							
MUSAITU	I	786	632	606	7.92	39.44	35.64	0.66	13.53	0.17	0.17	0.17	2.31
	II	791	687	672	8.78	Lucinschi 91.22							
NOVOSIOLOVCA	I	836	605	561	3.03	8.91	28.88	0.89	57.93	0.18	0.00	0.18	0.00
	II	831	655	639	4.07	Lucinschi 95.93							
ROȘIȚA	I	95	85	80	8.75	22.50	52.50	5.00	2.50	0.00	0.00	0.00	8.75
	II	99	94	92	13.04	Lucinschi 86.96							
SALCIA	I	281	200	189	12.70	29.10	17.99	0.00	20.63	0.53	0.00	1.59	17.46
	II	282	206	200	11.00	Lucinschi 89.00							
SAMURZA	I	195	160	156	6.41	49.36	25.64	1.28	14.74	0.00	0.64	0.64	1.28
	II	199	175	169	3.55	Lucinschi 96.45							
SOFIEVCA	I	478	383	362	2.49	46.69	38.95	1.66	7.18	0.55	0.83	0.28	1.38
	II	482	420	402	6.22	Lucinschi 93.78							
TARACLIA	I	9877	6747	6417	2.10	26.73	39.29	0.25	30.78	0.09	0.20	0.31	0.25
	II	10199	8774	8505	2.38	Lucinschi 97.62							
TVARDIȚA	I	4626	3767	3661	2.68	29.66	19.64	0.44	46.68	0.14	0.03	0.44	0.30
	II	4628	4184	4120	2.94	Lucinschi 97.06							
VALEA PERJEI	I	3677	2936	2853	16.26	48.09	12.55	0.46	21.42	0.11	0.21	0.18	0.74
	II	3699	3191	3112	17.35	Lucinschi 82.65							
VINOGRADOVCA	I	416	381	361	36.01	40.17	13.30	0.00	9.70	0.55	0.00	0.28	0.00
	II	413	389	383	Snegur 32.11	Lucinschi 67.89							

TELENEȘTI DISTRICT

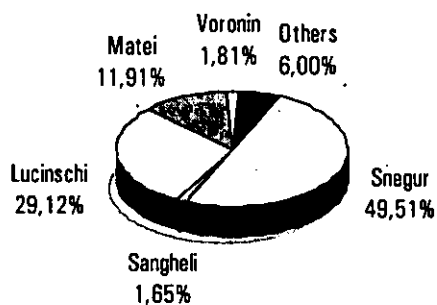


- Surface area, km² 860
- Distance from capital, km 91

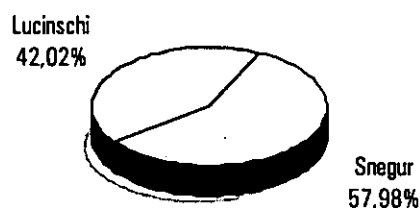
	I round	II round
● Number of registered voters ...	47735	47890
● Number of participating registered voters	36250	37427
● Percent of participating registered voters	75.94	78.15
● Number of valid votes cast	34752	36446

RESULTS OF THE ELECTION

I ROUND

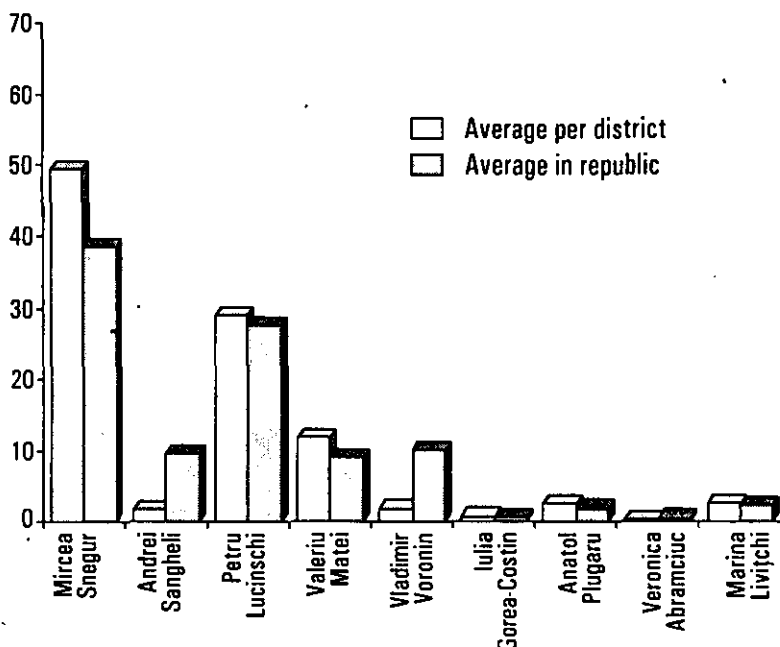


II ROUND

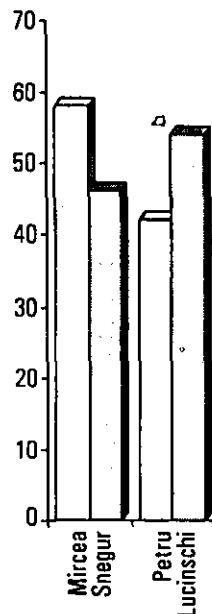


No.	Candidates	I round		II round	
		No. of votes	% of total	No. of votes	% of total
1.	Mircea Snegur	17204	49.51	21130	57.98
2.	Andrei Sangheli	574	1.65		
3.	Petru Lucinschi	10121	29.12	15316	42.02
4.	Valeriu Matei	4138	11.91		
5.	Vladimir Voronin	630	1.81		
6.	Iulia Gorea-Costin	238	0.68		
7.	Anatol Plugaru	898	2.58		
8.	Veronica Abramciuc	64	0.18		
9.	Marina Livițchi	885	2.55		

I ROUND



II ROUND



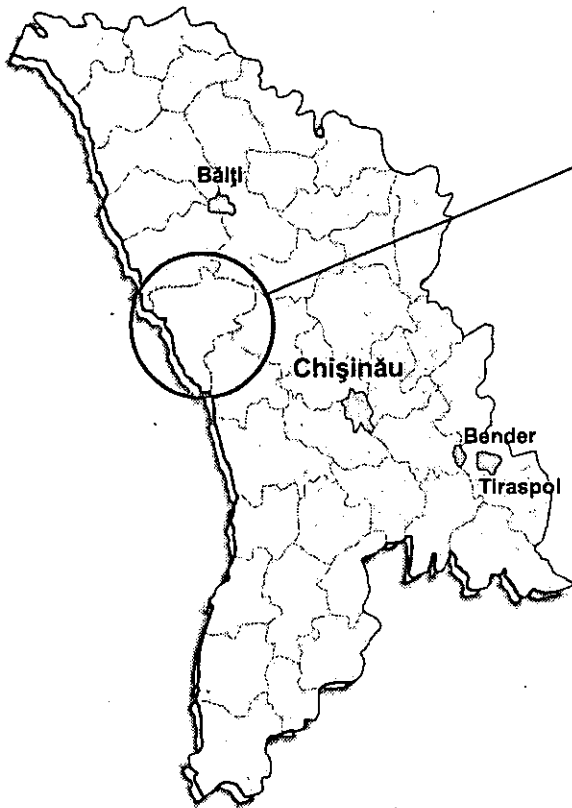
VOTES ACCUMULATED IN LOCALITIES

Locality name	Round	Registered voters	Participating registered voters	Valid votes cast	Mircea Snegur	Andrei Sangheli	Petru Lucinschi	Valeriu Matei	Vladimir Voronin	Iulia Gorea-Costin	Anatol Plugaru	Veronica Abramciuc	Marina Livitchi
BĂNEȘTI	I	1834	1266	1222	46.64	1.72	41.90	4.75	1.06	0.16	2.21	0.16	1.39
	II	1829	1248	1222	Snegur 47.05				Lucinschi 52.95				
BOGZEȘTI	I	476	418	401	46.63	2.74	28.93	13.97	2.00	0.25	0.75	0.25	4.49
	II	484	414	395	Snegur 55.19				Lucinschi 44.81				
BRÂNZENII NOI	I	642	497	478	20.71	3.14	51.88	3.35	6.07	0.00	0.00	0.00	14.85
	II	645	487	478	Snegur 20.71				Lucinschi 79.29				
BRÂNZENII VECHI	I	1280	885	848	78.66	0.59	8.73	4.83	1.53	0.24	1.18	0.00	4.25
	II	1278	881	861	Snegur 78.86				21.14				
BUDĂI	I	1343	1007	979	79.16	1.12	10.73	5.01	1.12	0.41	0.82	0.10	1.53
	II	1353	1142	1121	Snegur 76.45				23.55				
CĂZĂNEȘTI	I	1263	996	971	72.50	1.34	9.06	4.43	1.13	1.03	7.83	0.10	2.57
	II	1264	987	961	Snegur 81.17				18.83				
CÂȘLA	I	623	501	447	28.19	4.25	53.02	10.96	1.34	0.67	0.67	0.22	0.67
	II	620	500	465	Snegur 41.72				Lucinschi 58.28				
CHIȘTELNIȚA	I	2246	1491	1427	27.54	2.10	43.73	15.28	1.47	1.61	4.84	0.14	3.29
	II	2259	1551	1513	Snegur 33.51				Lucinschi 66.49				
CHIȚCANII VECHI	I	1608	1336	1272	54.25	1.34	33.25	7.78	1.10	0.24	1.18	0.31	0.55
	II	1582	1263	1219	Snegur 50.45				Lucinschi 49.55				
CIULUCANI	I	1162	975	934	28.05	1.61	53.10	12.42	1.28	0.43	1.07	0.00	2.03
	II	1151	1067	982	Snegur 37.68				Lucinschi 62.32				
CODRU	I	500	420	404	34.41	2.97	47.52	7.92	1.73	0.50	3.47	0.00	1.49
	II	496	429	417	Snegur 38.85				Lucinschi 61.15				

Locality name	Round	Registered voters	Participating registered voters	Valid votes cast	Mircea Snegur	Andrei Sangheli	Petru Lucinschi	Valeriu Matei	Vladimir Voronin	Iulia Gorea-Costin	Anatol Plugaru	Veronica Abramciuc	Marina Livitchi
CODRUL NOU	I	425	344	338	37.87	1.48	35.21	11.83	4.14	0.30	5.33	0.30	3.55
	II	425	376	366	Snegur 43.44				Lucinschi 56.56				
COROPCENI	I	914	742	714	16.25	1.40	64.15	3.78	3.08	0.14	9.94	0.56	0.70
	II	907	746	733	Snegur 21.01				Lucinschi 78.99				
COZEȘTI	I	459	346	313	72.20	0.96	9.58	10.22	0.96	1.60	0.64	0.32	3.51
	II	456	367	354	Snegur 83.33								16.67
CRĂSNĂȘENI	I	943	652	610	34.75	1.97	31.97	25.90	0.66	0.49	0.66	0.16	3.44
	II	944	695	675	Snegur 62.81				Lucinschi 37.19				
CUCIOAIA	I	573	452	443	40.86	2.03	37.47	12.19	0.45	1.13	0.90	0.23	4.74
	II	567	446	438	Snegur 51.60				Lucinschi 48.40				
FLUTURA	I	234	195	192	32.81	2.60	55.21	2.08	2.60	0.52	0.52	0.00	3.65
	II	236	191	190	Snegur 31.05				Lucinschi 68.95				
GHERMĂNEȘTI	I	354	303	290	35.17	2.07	57.59	1.03	0.69	0.34	1.72	0.34	1.03
	II	350	324	315	Snegur 33.33				Lucinschi 66.67				
GHILICENI	I	1260	967	895	55.08	3.02	32.63	6.15	1.12	0.22	0.45	0.22	1.12
	II	1277	1012	982	Snegur 60.08				Lucinschi 39.92				
HIRIȘENI	I	1338	1142	1102	54.90	2.18	27.59	6.26	3.72	0.36	1.81	0.27	2.90
	II	1342	1180	1151	Snegur 50.22				Lucinschi 49.78				
INEȘTI	I	1583	985	921	37.02	1.30	20.85	33.33	2.28	0.43	3.58	0.43	0.76
	II	1604	1018	985	Snegur 64.47				Lucinschi 35.53				
LEUȘENI	I	1260	1056	1017	62.05	1.77	17.40	13.47	0.88	0.79	1.28	0.20	2.16
	II	1251	1069	1036	Snegur 63.61				Lucinschi 36.39				
MÂNDREȘTI	I	2768	2349	2237	42.33	1.79	31.78	15.56	1.65	0.98	4.56	0.27	1.07
	II	2757	2289	2226	Snegur 61.14				Lucinschi 38.86				
MIHĂLAȘA	I	943	739	688	39.10	0.29	31.98	23.84	0.87	0.15	2.47	0.00	1.31
	II	987	775	754	Snegur 55.84				Lucinschi 44.16				
NEGURENI	I	1864	1213	1144	33.83	1.75	46.68	8.39	2.19	0.70	3.50	0.52	2.45
	II	1870	1342	1311	Snegur 48.36				Lucinschi 51.64				
NUCĂRENI	I	675	449	423	43.03	0.95	17.26	28.37	3.07	2.36	1.89	0.24	2.84
	II	668	539	524	Snegur 69.27				Lucinschi 30.73				
ORDĂȘEI	I	633	523	501	63.07	4.39	14.37	8.78	3.39	1.20	2.00	0.40	2.40
	II	635	524	506	Snegur 67.39				Lucinschi 32.61				
PISTRUENI	I	764	651	627	68.58	3.19	8.45	15.31	0.80	0.64	0.48	0.32	2.23
	II	765	646	630	Snegur 77.94				22.06				
SĂRĂTENII VECHI	I	1894	1432	1404	71.01	0.57	12.04	13.53	0.28	0.43	1.14	0.00	1.00
	II	1892	1582	1562	Snegur 82.39				17.61				
SCORȚENI	I	1530	1138	1102	33.67	1.91	30.04	23.50	5.35	0.91	2.00	0.09	2.54
	II	1534	1332	1285	Snegur 36.42				Lucinschi 63.58				
SUHULUCENI	I	954	840	802	46.51	1.62	25.56	8.60	1.12	0.37	15.46	0.00	0.75
	II	955	882	874	Snegur 56.86				Lucinschi 43.14				
TÂRȘITEI	I	1134	914	877	54.05	0.57	8.78	22.12	0.68	0.11	0.00	0.11	13.57
	II	1129	786	774	Snegur 73.90				Lucinschi 26.10				
TELENEȘTI	I	5379	3527	3401	40.08	1.23	40.40	11.35	2.56	1.21	1.88	0.29	1.00
	II	5491	3872	3807	Snegur 52.74				Lucinschi 47.26				

Locality name	Round	Registered voters	Participating registered voters	Valid votes cast	Mircea Snegur	Andrei Sangheii	Petru Lucinschi	Valeriu Matei	Vladimir Voronin	Iulia Gorea-Costin	Anatol Plugaru	Veronica Abramciuc	Marina Livitchi
ȚĂNȚĂRENI	I	1228	1061	1033	68.05	1.84	20.14	5.81	0.97	0.48	0.97	0.00	1.74
	II	1232	1114	1098	Snegur 74.23							Lucinschi 25.77	
VADUL-LECA	I	897	691	676	72.93	2.07	9.76	6.36	1.18	0.30	3.55	0.00	3.85
	II	898	712	703	Snegur 80.23							19.77	
VĂȘIENI	I	876	690	668	68.41	1.35	13.32	9.43	3.89	0.90	1.35	0.00	1.35
	II	875	623	602	Snegur 71.93							Lucinschi 28.07	
VEREJENI	I	1969	1383	1327	58.33	0.90	23.59	6.86	0.53	1.51	0.98	0.00	7.31
	II	1973	1406	1366	Snegur 67.35							Lucinschi 32.65	
ZĂICANI	I	1013	838	817	49.57	1.71	27.91	15.06	1.96	0.24	1.71	0.24	1.59
	II	1025	819	797	Snegur 55.21							Lucinschi 44.79	
ZĂICANII NOI	I	212	212	207	71.98	1.45	7.25	13.53	2.42	0.00	2.42	0.00	0.97
	II	211	209	206	Snegur 68.93							Lucinschi 31.07	
ZGĂRDEȘTI	I	682	624	600	67.33	1.00	10.33	16.83	2.00	0.33	1.17	0.17	0.83
	II	673	582	562	Snegur 77.05							22.95	

UNGHENI DISTRICT

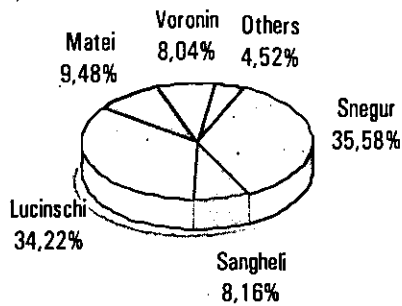


- Surface area, km² 1070
- Distance from capital, km 107

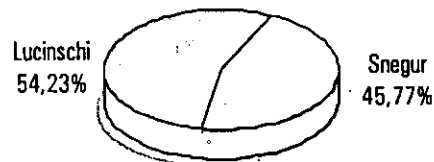
	I round	II round
○ Number of registered voters ...	75221	76601
○ Number of participating registered voters	52336	55191
○ Percent of participating registered voters	69.58	72.05
○ Number of valid votes cast	49046	53524

RESULTS OF THE ELECTION

I ROUND

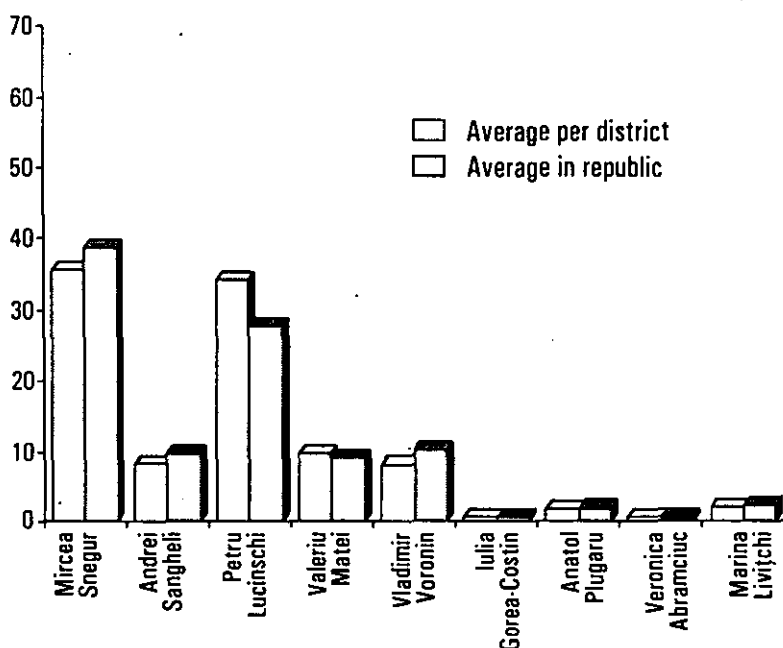


II ROUND

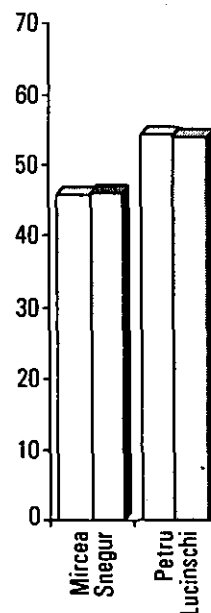


No.	Candidates	I round		II round	
		No. of votes	% of total	No. of votes	% of total
1.	Mircea Snegur	17450	35.58	24500	45.77
2.	Andrei Sangheli	4002	8.16		
3.	Petru Lucinschi	16785	34.22	29024	54.23
4.	Valeriu Matei	4649	9.48		
5.	Vladimir Voronin	3945	8.04		
6.	Iulia Gorea-Costin	260	0.53		
7.	Anatol Plugaru	774	1.58		
8.	Veronica Abramciuc	215	0.44		
9.	Marina Liviţchi	966	1.97		

I ROUND



II ROUND



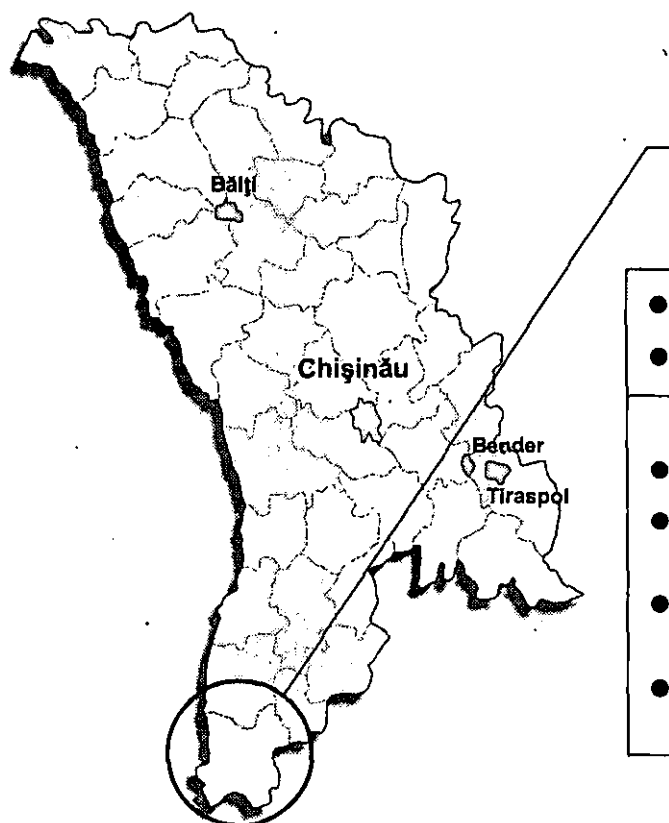
VOTES ACCUMULATED IN LOCALITIES

Locality name	Round	Registered voters	Participating registered voters	Valid votes cast	Mircea Snegur	Andrei Sangheli	Petru Lucinschi	Valeriu Matei	Vladimir Voronin	Iulia Gorea-Costin	Anatol Plugaru	Veronica Abramciuc	Marina Livitchi
AGRONOMOVCA	I	563	396	363	4.96	9.09	72.45	1.93	8.26	0.00	1.10	0.55	1.65
	II	566	459	456	Lucinschi 97.15								
ALEXEEVCA	I	853	664	613	18.60	14.19	55.30	4.24	3.59	0.33	0.82	1.79	1.14
	II	854	595	579	Snegur 28.84 Lucinschi 71.16								
BLINDEȘTI	I	407	349	314	45.54	12.10	33.76	3.50	2.55	0.32	0.32	0.32	1.59
	II	408	389	384	Snegur 32.81 Lucinschi 67.19								
BOGHENII NOI	I	372	320	304	23.68	4.61	49.67	8.55	10.20	1.64	1.32	0.00	0.33
	II	373	322	316	Snegur 29.11 Lucinschi 70.89								
BOGHENII VECHI	I	322	259	246	56.91	3.66	17.48	10.98	8.54	0.81	0.00	0.81	0.81
	II	320	268	258	Snegur 68.60 Lucinschi 31.40								
BUCIUMENI	I	440	348	320	45.63	1.88	23.44	11.88	9.06	0.00	0.63	1.25	6.25
	II	440	367	347	Snegur 54.47 Lucinschi 45.53								
BULHAC	I	170	164	164	1.22	0.61	59.76	1.22	36.59	0.00	0.00	0.61	0.00
	II	178	178	177	1.13 Lucinschi 98.87								
BUMBĂȚA	I	1648	1299	1224	8.82	0.65	85.13	2.94	0.57	0.16	0.98	0.00	0.74
	II	1629	1146	1109	16.68 Lucinschi 83.32								
BUȘILA	I	1164	741	673	26.15	7.73	51.11	5.35	5.94	1.63	0.45	0.74	0.89
	II	1220	850	792	Snegur 39.39 Lucinschi 60.61								
BUZDUGANII DE JOS	I	331	284	274	6.93	17.88	37.59	3.28	20.44	0.36	1.46	0.73	11.31
	II	329	266	262	6.49 Lucinschi 93.51								
BUZDUGANII DE SUS	I	336	299	276	2.90	26.81	42.75	1.09	22.10	0.00	0.72	2.17	1.45
	II	337	282	238	4.20 Lucinschi 95.80								

Locality name	Round	Registered voters	Participating registered voters	Valid votes cast	Mircea Snegur	Andrei Sangheli	Petru Lucinschi	Valeriu Matei	Vladimir Voronin	Iulia Gorea-Costin	Anatol Plugaru	Veronica Abramciuc	Marina Livichi
CETIRENI	I	1454	1049	998	38.68	8.82	39.48	7.62	2.00	0.80	1.30	0.10	1.20
	II	1449	1137	1102	Snegur 54.54					Lucinschi 45.46			
CHIRILENI	I	1309	851	773	24.84	4.79	47.35	19.79	1.03	0.00	0.65	0.13	1.42
	II	1301	933	908	Snegur 56.94					Lucinschi 43.06			
CIOROPCANI	I	1193	776	719	5.56	5.84	44.92	1.67	38.25	0.28	0.14	2.50	0.83
	II	1200	976	950	7.26					Lucinschi 92.74			
CONDRĂTEȘTI	I	791	580	506	45.06	13.64	9.49	17.39	8.10	0.59	2.37	1.19	2.17
	II	792	579	543	Snegur 51.57					Lucinschi 48.43			
CORNEȘTI	I	1748	1169	1113	38.01	1.89	24.35	24.35	7.82	0.81	1.17	0.27	1.35
	II	1772	1236	1204	Snegur 57.06					Lucinschi 42.94			
CORNEȘTI	I	1627	1346	1251	55.24	21.74	11.75	8.15	1.04	0.56	0.40	0.08	1.04
	II	1611	1270	1236	Snegur 79.94								20.06
CORNOVA	I	790	610	550	48.91	7.09	6.91	14.36	18.00	1.82	0.36	0.18	2.36
	II	790	601	584	Snegur 58.73					Lucinschi 41.27			
COSTULENI	I	1904	1200	1160	44.40	4.31	21.47	24.83	1.29	0.43	1.55	0.26	1.47
	II	1926	1230	1208	Snegur 64.65					Lucinschi 35.35			
COȘENI	I	294	263	244	79.51	2.46	4.51	9.84	0.41	0.00	0.82	0.41	2.05
	II	298	277	268	Snegur 84.33								15.67
CURTOAIA	I	215	177	171	81.87	5.26	7.60	2.92	0.00	0.00	0.00	0.00	2.34
	II	211	186	157	Snegur 94.27								5.73
DRUJBA	I	412	345	316	20.89	23.10	31.33	13.29	7.28	1.27	0.95	0.63	1.27
	II	413	367	353	Snegur 28.05					Lucinschi 71.95			
ELIZAVETOVCA	I	153	123	117	50.43	0.00	29.91	10.26	2.56	0.85	2.56	0.85	2.56
	II	150	136	135	Snegur 52.59					Lucinschi 47.41			
FLORENI	I	203	191	181	9.94	1.66	81.22	1.66	1.66	0.00	2.76	0.55	0.55
	II	204	191	182	8.79					Lucinschi 91.21			
FLOREȘTI	I	469	326	313	52.72	4.47	23.00	7.67	7.67	0.96	0.64	0.64	2.24
	II	470	299	291	Snegur 61.17					Lucinschi 38.83			
FLORIȚOIA NOUĂ	I	509	396	364	21.98	1.92	56.87	9.07	3.30	1.10	1.10	0.55	4.12
	II	509	443	424	Snegur 33.02					Lucinschi 66.98			
FLORIȚOIA VECHĂ	I	574	445	427	33.49	0.23	44.03	15.93	2.11	0.23	0.94	0.00	3.04
	II	569	445	433	Snegur 54.73					Lucinschi 45.27			
FRĂSINEȘTI	I	657	536	510	52.94	3.33	22.35	15.88	4.90	0.00	0.20	0.00	0.39
	II	633	536	525	Snegur 68.38					Lucinschi 31.62			
GHERMAN	I	1225	769	697	60.55	9.04	14.06	9.18	4.02	0.00	1.72	0.29	1.15
	II	1233	883	839	Snegur 63.17					Lucinschi 36.83			
GRĂȘENI	I	543	417	400	32.25	5.50	47.75	9.25	1.50	0.25	1.25	0.75	1.50
	II	539	405	394	Snegur 40.10					Lucinschi 59.90			
GROZASCA	I	275	235	213	27.70	0.47	54.93	7.98	1.88	0.94	3.29	1.88	0.94
	II	272	251	240	Snegur 38.75					Lucinschi 61.25			
HÂRCEȘTI	I	644	530	483	55.90	12.01	9.11	11.59	3.31	1.66	1.86	0.41	4.14
	II	654	515	494	Snegur 65.79					Lucinschi 34.21			
HRISTOFOROVCA	I	362	265	254	43.70	1.97	29.53	13.39	3.15	1.97	4.72	0.39	1.18
	II	366	286	280	Snegur 51.43					Lucinschi 48.57			

Locality name	Round	Registered voters	Participating registered voters	Valid votes cast	Mircea Snegur	Andrei Sangheli	Petru Lucinschi	Valeriu Matei	Vladimir Voronin	Iulia Gorea-Costin	Anatol Plugaru	Veronica Abramciuc	Marina Livijchi
IZVORENI	I	106	97	95	24.21	11.58	40.00	10.53	5.26	0.00	7.37	1.05	0.00
	II	105	96	95	Snegur 38.95								Lucinschi 61.05
MĂCĂREȘTI	I	2375	1674	1551	47.52	13.73	26.43	6.13	2.90	0.32	0.77	0.06	2.13
	II	2346	1758	1704	Snegur 57.51								Lucinschi 42.49
MĂGURELE	I	628	562	539	52.69	4.82	20.41	16.51	3.53	0.19	1.11	0.37	0.37
	II	633	585	566	Snegur 66.08								Lucinschi 33.92
MĂNOILEȘTI	I	576	493	444	23.20	12.16	36.94	4.95	14.86	0.90	1.58	1.35	4.05
	II	575	492	479	Snegur 29.02								Lucinschi 70.98
MĂNZĂTEȘTI	I	405	359	330	26.06	26.36	25.15	6.67	13.94	0.61	0.00	0.00	1.21
	II	414	387	374	Snegur 31.82								Lucinschi 68.18
MEDELENI	I	477	390	335	22.69	6.57	40.60	22.99	5.67	0.30	0.00	0.30	0.90
	II	481	417	399	Snegur 38.35								Lucinschi 61.65
MIRCEȘTI	I	319	267	253	54.15	3.56	25.69	11.46	3.16	0.00	0.79	0.00	1.19
	II	317	260	247	Snegur 65.59								Lucinschi 34.41
MORENII NOI	I	753	619	592	5.74	25.68	61.32	0.68	4.05	0.00	0.68	0.68	1.18
	II	770	623	610	9.51								Lucinschi 90.49
MORENII VECHI	I	479	405	383	69.45	6.79	8.36	9.66	2.09	0.00	1.31	0.00	2.35
	II	479	385	371	Snegur 78.98								21.02
NĂPĂDENI	I	814	658	623	68.22	2.41	5.62	9.31	12.36	0.16	0.16	0.48	1.28
	II	814	683	665	Snegur 73.68								Lucinschi 26.32
NEGURENII VECHI	I	503	392	360	44.17	6.11	23.89	16.11	5.83	0.28	1.11	0.28	2.22
	II	506	419	408	Snegur 56.62								Lucinschi 43.38
NOVAIA NICOLAEVCA	I	142	117	107	12.15	5.61	49.53	6.54	19.63	0.00	4.67	1.87	0.00
	II	145	125	123	13.82								Lucinschi 86.18
PĂRLIȚA	I	3223	2107	1936	18.70	9.09	51.76	12.45	5.42	0.41	0.77	0.36	1.03
	II	3222	2101	2030	Snegur 34.19								Lucinschi 65.81
PETREȘTI	I	2390	1600	1512	28.97	6.08	34.39	11.57	13.36	0.53	2.84	0.26	1.98
	II	2390	1551	1496	Snegur 40.98								Lucinschi 59.02
POIANA	I	240	203	193	56.48	0.52	12.44	26.42	3.11	0.00	0.52	0.00	0.52
	II	238	218	216	Snegur 84.26								15.74
RĂDENII VECHI	I	1602	1082	959	56.31	5.63	15.85	13.14	6.57	0.42	0.52	0.10	1.46
	II	1615	1073	1004	Snegur 63.05								Lucinschi 36.95
REZINA	I	588	391	360	65.83	9.72	15.56	5.28	1.94	0.56	0.28	0.28	0.56
	II	594	404	393	Snegur 59.29								Lucinschi 40.71
ROMANOVCA	I	358	283	261	34.48	0.77	49.43	4.21	8.43	0.77	1.15	0.38	0.38
	II	355	289	278	Snegur 35.61								Lucinschi 64.39
SCULENI	I	1932	1385	1297	40.40	4.39	38.55	6.40	4.47	0.46	1.77	0.08	3.47
	II	1952	1501	1451	Snegur 44.93								Lucinschi 55.07
SEMENI	I	1021	708	657	36.68	2.59	26.33	12.18	11.11	1.22	2.74	1.52	5.63
	II	1015	750	730	Snegur 48.08								Lucinschi 51.92
SINEȘTI	I	916	636	583	60.21	10.29	13.38	3.60	5.49	2.92	2.06	1.03	1.03
	II	922	614	589	Snegur 62.31								Lucinschi 37.69
STOLNICENI	I	556	413	393	30.79	3.31	41.73	7.12	14.25	0.25	1.53	0.51	0.51
	II	554	399	394	Snegur 35.53								Lucinschi 64.47

Locality name	Round	Registered voters	Participating registered voters	Valid votes cast	Mircea Snegur	Andrei Sangheli	Patru Lucinschi	Valeriu Matei	Vladimir Voronin	Julia Gorea-Costin	Anatol Plugaru	Veronica Abramciuc	Marina Livijchi
TEȘCURENI	I	744	599	560	37.32	20.18	32.50	4.29	2.50	1.25	0.71	0.54	0.71
	II	746	582	563	Snegur 39.61				Lucinschi 60.39				
TODIREȘTI	I	2079	1077	998	22.44	4.01	44.39	16.23	3.91	0.30	5.61	0.40	2.71
	II	2079	1106	1047	Snegur 36.29				Lucinschi 63.71				
ȚĂGHIRA	I	545	436	402	73.88	2.74	8.71	10.45	0.50	0.25	2.49	0.00	1.00
	II	545	449	437	Snegur 83.98								16.02
UNGHENI	I	22599	14096	13464	31.97	7.57	35.11	8.11	12.06	0.49	2.32	0.34	2.03
	II	23932	15949	15610	Snegur 42.86				Lucinschi 57.14				
UNȚEȘTI	I	1117	795	769	40.96	4.68	40.31	5.33	3.64	0.13	0.65	0.91	3.38
	II	1121	832	814	Snegur 47.05				Lucinschi 52.95				
VALEA MARE	I	962	713	677	43.57	8.12	23.93	10.19	4.14	0.44	2.51	0.30	6.79
	II	971	726	712	Snegur 50.98				Lucinschi 49.02				
VEVERIȚA	I	141	130	96	25.00	38.54	29.17	4.17	1.04	0.00	2.08	0.00	0.00
	II	157	140	131	Snegur 28.24				Lucinschi 71.76				
VULPEȘTI	I	926	608	562	38.26	17.26	21.89	5.16	12.28	0.71	0.18	0.71	3.56
	II	930	624	616	Snegur 39.45				Lucinschi 60.55				
ZAGARANCEA	I	1107	808	745	33.69	13.69	38.79	4.83	4.97	0.54	0.67	0.27	2.55
	II	1031	802	775	Snegur 43.87				Lucinschi 56.13				
ZĂZULENII NOI	I	360	270	250	4.80	26.80	54.00	0.80	8.00	0.80	0.40	1.60	2.80
	II	358	297	286	1.40				Lucinschi 98.60				
ZĂZULENII VECHI	I	281	241	229	57.64	3.06	21.40	6.55	6.55	0.44	2.18	0.00	2.18
	II	273	250	243	Snegur 70.78						Lucinschi 29.22		



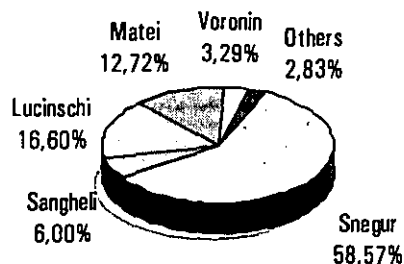
VULCĂNEȘTI DISTRICT

- Surface area, km² 930
- Distance from capital, km 200


	I round	II round
● Number of registered voters ...	23022	22961
● Number of participating registered voters	17601	18709
● Percent of participating registered voters	76.45	81.48
● Number of valid votes cast	16795	18253

RESULTS OF THE ELECTION

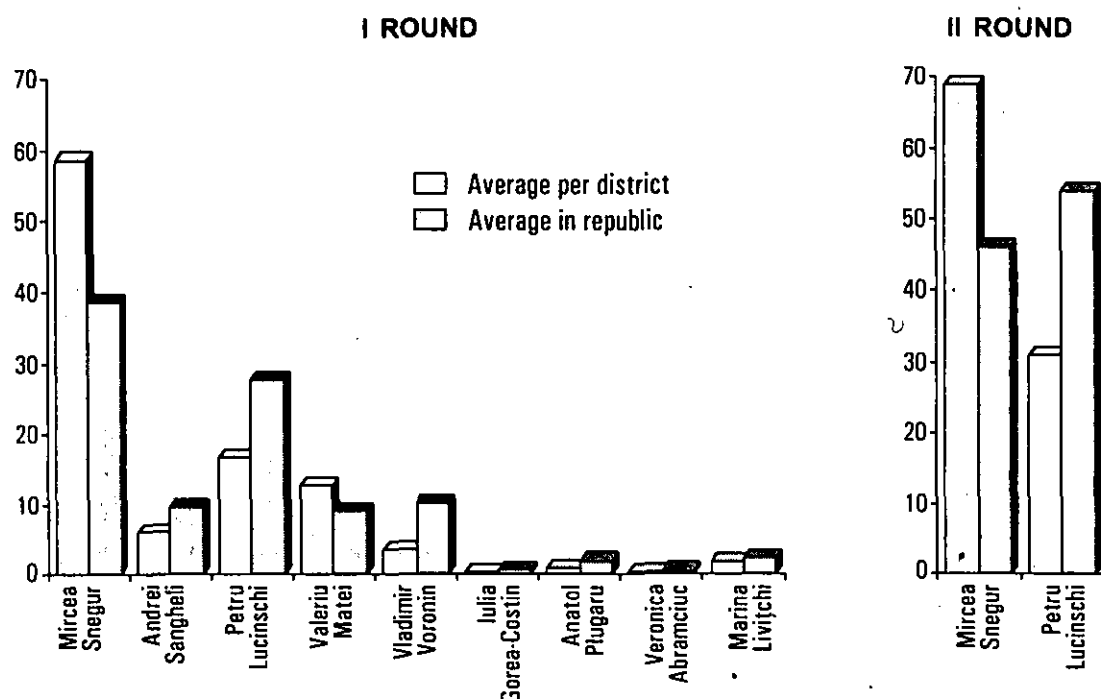
I ROUND



II ROUND



No.	Candidates	I round		II round	
		No. of votes	% of total	No. of votes	% of total
1.	Mircea Snegur	9836	58.57	12570	68.87
2.	Andrei Sangheli	1007	6.00		
3.	Petru Lucinschi	2788	16.60	5683	31.13
4.	Valeriu Matei	2136	12.72		
5.	Vladimir Voronin	553	3.29		
6.	Iulia Gorea-Costin	33	0.20		
7.	Anatol Plugaru	146	0.87		
8.	Veronica Abramciuc	26	0.15		
9.	Marina Livitchi	270	1.61		



VOTES ACCUMULATED IN LOCALITIES

Locality name	Round	Registered voters	Participating registered voters	Valid votes cast	Mircea Snegur	Andrei Sangheli	Petru Lucinschi	Valeriu Matei	Vladimir Voronin	Iulia Gorea-Costin	Anatol Plugaru	Veronica Abramciuc	Marina Livitchi
ALEXANDRU IOAN CUZA	I	1844	1323	1263	77.91	1.98	11.48	5.15	1.03	0.16	1.11	0.24	0.95
	II	1816	1452	1422	Snegur 84.74								15.26
BRÂNZA	I	1580	1331	1309	82.05	2.75	3.67	10.01	0.76	0.08	0.38	0.00	0.31
	II	1591	1515	1495	Snegur 92.84								7.16
BURLĂCENI	I	1501	1061	1007	13.51	45.78	21.45	1.69	12.41	0.00	0.79	0.89	3.48
	II	1500	1088	1047	12.13	Lucinschi 87.87							
CÂMPENI	I	1010	707	671	15.35	10.88	62.44	0.75	1.34	0.00	0.00	1.04	8.20
	II	1009	739	714	12.75	Lucinschi 87.25							
CÂȘLIȚA-PRUT	I	950	775	750	70.27	2.80	17.60	6.40	0.67	0.27	0.40	0.13	1.47
	II	939	854	840	Snegur 78.45								21.55
COLIBAȘI	I	3582	2886	2809	58.13	0.68	6.12	32.11	0.57	0.11	1.53	0.04	0.71
	II	3573	3024	2978	Snegur 89.59								10.41
GĂVĂNOASA	I	1414	861	819	26.86	2.08	59.95	3.42	2.56	0.12	0.98	0.00	4.03
	II	1391	953	917	Snegur 22.57			Lucinschi 77.43					
GIURGIULEȘTI	I	2117	1716	1598	76.91	9.26	7.20	4.01	0.88	0.06	0.69	0.00	1.00
	II	2076	1869	1826	Snegur 79.68								20.32
IUIJNOE	I	497	368	352	30.11	16.19	40.34	2.56	8.24	0.00	1.14	0.57	0.85
	II	497	445	434	Snegur 25.12			Lucinschi 74.88					
SLOBOZIA MARE	I	4164	3126	2940	61.19	3.03	9.15	22.52	1.39	0.37	0.54	0.10	1.70
	II	4208	3137	3037	Snegur 75.93								24.07
VADUL LUI ISAC	I	1994	1381	1288	59.01	2.87	21.27	6.44	7.22	0.31	1.32	0.00	1.55
	II	1993	1488	1446	Snegur 63.69			Lucinschi 36.31					

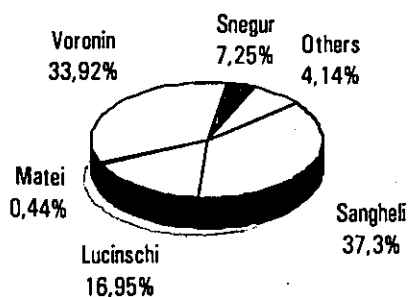
Locality name	Round	Registered voters	Participating registered voters	Valid votes cast	Mircea Snegur	Andrei Sangheli	Petru Lucinschi	Valeriu Matei	Vladimir Voronin	Iulia Gorea-Costin	Anatol Plugaru	Veronica Abramciuc	Marina Livitchi
VĂLENI	I	2145	1898	1822	67.78	0.99	13.17	6.59	9.66	0.33	0.93	0.00	0.55
	II	2144	1987	1944	Snegur 72.79							Lucinschi 27.21	
VLADIMIROVCA	I	224	168	167	17.96	3.59	74.85	1.20	0.60	1.20	0.00	0.00	0.60
	II	224	158	153	12.42								Lucinschi 87.58

TERRITORIAL AUTONOMOUS UNIT GAGAUZ-YERI


	I round	II round
● Number of registered voters ...	103178	104457
● Number of participating registered voters	60789	73591
● Percent of participating registered voters	58.92	70.45
● Number of valid votes cast	58060	71785

RESULTS OF THE ELECTION

I ROUND

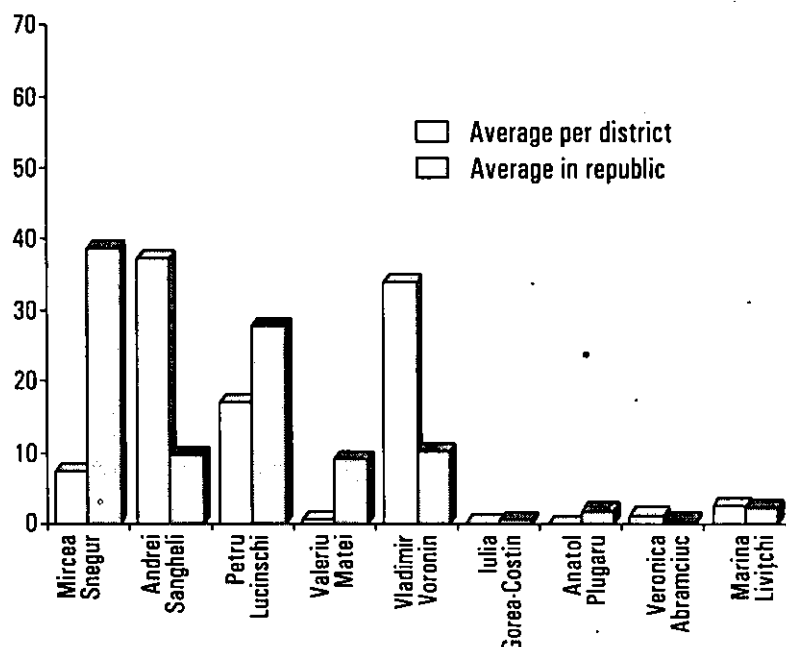


II ROUND

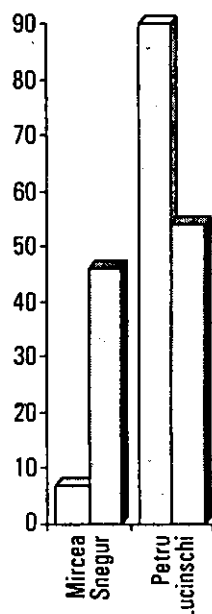


No.	Candidates	I round		II round	
		No. of votes	% of total	No. of votes	% of total
1.	Mircea Snegur	4207	7.25	4998	6.96
2.	Andrei Sangheli	21656	37.30		
3.	Petru Lucinschi	9842	16.95	66787	93.04
4.	Valeriu Matei	257	0.44		
5.	Vladimir Voronin	19696	33.92		
6.	Iulia Gorea-Costin	68	0.12		
7.	Anatol Plugaru	66	0.11		
8.	Veronica Abramciuc	730	1.26		
9.	Marina Livițchi	1538	2.65		

I ROUND



II ROUND



VOTES ACCUMULATED IN LOCALITIES

Locality name	Round	Registered voters	Participating registered voters	Valid votes cast	Mircea Snegur	Andrei Sangheli	Petru Lucinschi	Valeriu Matei	Vladimir Voronin	Iulia Gorea-Costin	Anatol Plugaru	Veronica Abramciuc	Marina Livitchi
ALEXEEVCA	I	239	154	147	6.12	23.81	21.77	3.40	41.50	0.00	0.00	1.36	2.04
	II	239	170	165	6.06	Lucinschi 93.94							
AVDARMA	I	2602	1662	1546	13.20	49.09	14.55	0.52	21.28	0.00	0.13	0.32	0.91
	II	2639	1929	1877	15.98	Lucinschi 84.02							
BAURCI	I	4962	3211	3062	1.99	46.08	3.23	0.36	47.75	0.03	0.00	0.23	0.33
	II	4895	3965	3901	2.49	Lucinschi 97.51							
BEŞALMA	I	2572	1541	1491	20.12	62.11	9.26	0.34	6.51	0.20	0.00	0.94	0.54
	II	2593	1594	1548	21.51	Lucinschi 78.49							
BEŞGHIOZ	I	2027	1165	1116	2.15	28.76	15.86	0.54	49.55	0.00	0.18	0.90	2.06
	II	2029	1907	1877	1.17	Lucinschi 98.83							
BUGEAC	I	968	713	675	10.37	27.11	5.93	0.30	48.59	0.15	0.15	6.67	0.74
	II	1015	742	725	13.79	Lucinschi 86.21							
CARBALIA	I	408	341	327	2.75	57.80	19.27	0.92	18.35	0.00	0.61	0.31	0.00
	II	408	400	385	0.78	Lucinschi 99.22							
CAZACLIA	I	4726	2558	2471	0.93	8.78	18.17	0.53	69.57	0.08	0.08	1.30	0.57
	II	4724	4118	4060	0.62	Lucinschi 99.38							
CHIOSELIA RUSĂ	I	487	382	359	13.93	44.01	31.48	4.46	1.95	1.39	0.56	0.00	2.23
	II	489	404	396	11.36	Lucinschi 88.64							
CHIRIET-LUNGA	I	1657	1205	1162	3.36	61.96	6.37	0.17	27.37	0.00	0.00	0.17	0.60
	II	1656	1478	1474	2.58	Lucinschi 97.42							
CHIRSOVA	I	4460	2770	2647	4.23	47.30	4.08	0.34	42.09	0.19	0.15	1.10	0.53
	II	4533	3376	3290	6.78	Lucinschi 93.22							

Locality name	Round	Registered voters	Participating registered voters	Valid votes cast	Mircea Snegur	Andrei Sangheli	Petru Lucinschi	Valeriu Matei	Vladimir Voronin	Iulia Gorea-Costin	Anatol Plugaru	Veronica Abramciuc	Marina Livitchi
CEADĂR-LUNGA	I	14465	8282	7925	6.15	29.29	15.63	0.29	46.52	0.15	0.06	0.57	1.34
	II	14945	9925	9706	5.04	Lucinschi 94.96							
CIOC-MAIDAN	I	2650	1917	1833	3.06	16.97	26.51	0.55	51.55	0.05	0.11	0.55	0.65
	II	2669	2092	2007	3.69	Lucinschi 96.31							
CIȘMICHIOI	I	3730	2187	2085	6.47	18.90	26.67	1.01	43.41	0.00	0.05	0.82	2.69
	II	3731	3012	2955	4.64	Lucinschi 95.36							
COMRAT	I	16132	6891	6582	19.96	36.51	8.07	0.38	29.35	0.02	0.12	4.82	0.77
	II	16531	8024	7802	Snegur 22.24	Lucinschi 77.76							
CONGAZ	I	7515	3920	3711	3.77	43.44	18.19	0.30	23.55	0.13	0.03	0.92	9.67
	II	7561	4273	4121	5.02	Lucinschi 94.98							
CONGAZCIC	I	1089	641	615	24.07	33.98	15.12	0.49	23.25	0.16	0.00	2.28	0.65
	II	1092	746	728	14.15	Lucinschi 85.85							
COPCEAC	I	5650	4167	4068	1.06	71.07	5.43	0.20	7.08	0.05	0.02	0.47	14.63
	II	5654	5011	4871	1.52	Lucinschi 98.48							
COTOVSCOIE	I	497	352	327	4.59	84.40	5.50	0.61	2.75	0.61	0.92	0.00	0.61
	II	496	357	340	10.00	Lucinschi 90.00							
DEZGHINGEA	I	3466	2290	2148	8.43	54.05	18.11	0.09	14.85	0.09	0.05	2.47	1.86
	II	3493	2523	2460	7.24	Lucinschi 92.76							
ETULIA	I	2628	1444	1382	3.18	21.78	26.27	0.29	45.59	0.22	0.29	0.80	1.59
	II	2635	1917	1863	4.62	Lucinschi 95.38							
FERAPONTIEVCA	I	786	565	548	3.10	69.16	11.13	0.18	13.69	0.18	0.00	2.01	0.55
	II	785	634	623	2.73	Lucinschi 97.27							
GAIDAR	I	2479	1612	1525	3.67	35.87	15.48	0.33	43.80	0.13	0.07	0.33	0.33
	II	2488	2019	1965	1.37	Lucinschi 98.63							
JOLTAI	I	1362	930	903	3.77	17.17	1.44	0.33	76.41	0.22	0.33	0.11	0.22
	II	1365	1177	1135	1.94	Lucinschi 98.06							
SVETLĂI	I	1215	784	738	8.81	33.20	20.60	0.41	33.06	0.27	0.68	1.22	1.76
	II	1197	924	904	8.41	Lucinschi 91.59							
TOMAI	I	3135	2151	2055	3.94	13.19	37.42	0.54	43.36	0.10	0.15	0.92	0.39
	II	3132	2733	2647	2.46	Lucinschi 97.54							
VULCĂNEȘTI	I	11271	6954	6612	7.41	30.38	38.14	0.68	20.39	0.20	0.20	0.27	2.33
	II	11463	8141	7960	6.01	Lucinschi 93.99							

VOTE RETURNS FROM SPECIAL PRECINCTS OPENED FOR VOTERS FROM TRANSNISTRIA

Locality name	Round	Registered voters	Participating registered voters	Valid votes cast	Mircea Snegur	Andrei Sangheli	Petru Lucinschi	Valeriu Matei	Vladimir Voronin	Iulia Gorea-Costin	Anatol Plugaru	Veronica Abramciuc	Marina Livitchi
GURA BÂCULUI, ANENII NOI dist.	I	15	13	12	83.33	8.33	0.00	0.00	8.33	0.00	0.00	0.00	0.00
	II	31	31	30	Snegur 60.00				Lucinschi 40.00				
VARNIȚA, ANENII NOI dist.	I	0	0	0	—	—	—	—	—	—	—	—	—
	II	4050	4050	3982	Snegur 61.75				Lucinschi 38.25				
NIMEREUCA, CAMENCA dist.	I	14	14	14	50.00	42.86	7.14	0.00	0.00	0.00	0.00	0.00	0.00
	II	28	28	21	Snegur 52.38				Lucinschi 47.62				
SĂNĂȚAUA, CAMENCA dist.	I	1116	1102	1060	15.09	74.34	8.58	0.85	0.57	0.28	0.19	0.00	0.09
	II	929	929	894	Snegur 23.27				Lucinschi 76.73				
FĂRLĂDENI, CĂUȘENI dist.	I	75	75	72	41.67	4.17	31.94	16.67	1.39	0.00	1.39	0.00	2.78
	II	69	69	63	Snegur 66.67				Lucinschi 33.33				
COPANCA, CĂUȘENI dist.	I	102	102	99	50.51	20.20	10.10	4.04	11.11	1.01	3.03	0.00	0.00
	II	0	0	0									
DOROTCAIA, DUBĂSARI dist.	I	0	0	0	—	—	—	—	—	—	—	—	—
	II	352	352	349	Snegur 62.75				Lucinschi 37.25				
MOLOVATA NOUĂ, DUBĂSARI dist.	I	9	9	9	22.22	0.00	55.56	0.00	0.00	0.00	22.22	0.00	0.00
	II	45	45	43	Snegur 32.56				Lucinschi 67.44				
POHREBEA, DUBĂSARI dist.	I	5	5	5	60.00	0.00	40.00	0.00	0.00	0.00	0.00	0.00	0.00
	II	3	3	3	Snegur 100.0				0.00				
COCIERI, DUBĂSARI dist.	I	625	625	610	68.85	7.54	16.23	3.44	0.98	0.66	0.98	0.16	1.15
	II	1123	1123	1099	Snegur 67.15				Lucinschi 32.85				
REZINA-1	I	177	177	171	5.85	83.04	6.43	4.09	0.00	0.00	0.58	0.00	0.00
	II	156	156	143	15.38				Lucinschi 84.62				
REZINA-2	I	1132	1132	1067	15.37	60.17	18.37	1.59	1.59	0.37	2.06	0.00	0.47
	II	1993	1993	1955	Snegur 20.51				Lucinschi 79.49				
RĂSCĂIEȚI, ȘTEFAN-VODĂ dist.	I	0	296	289	29.76	56.40	11.76	1.04	0.35	0.00	0.35	0.00	0.35
	II	266	266	261	Snegur 43.30				Lucinschi 56.70				

CONTENTS

CHAPTER 1

**ELECTION-RELATED LEGISLATION AND
DOCUMENTATION**

1

CHAPTER 2

**DOCUMENTS OF THE CENTRAL ELECTORAL
COMMISSION**

2

CHAPTER 3

**RESULTS OF THE ELECTION IN THE REPUBLIC,
DISTRICTS AND LOCALITIES**

3

CHAPTER 4

**THE CONSTITUTIONAL COURT'S RESOLUTION
ON THE RESULTS**

4

RESOLUTION

REGARDING THE CONFIRMATION AND VALIDATION OF THE RESULTS OF THE ELECTION OF THE PRESIDENT OF THE REPUBLIC OF MOLDOVA

In the name of the Republic of Moldova, the Constitutional Court with the following nominal membership:

<i>Pavel BARBALAT</i>	Chairman
<i>Nicolae CHISEEV</i>	Judge
<i>Mihai COTOROBAI</i>	Judge
<i>Nicolae OSMOCHESCU</i>	Judge
<i>Gheorghe SUSARENCO</i>	Judge Reporter
<i>Ion VASILATI</i>	Judge

with the participation of Ms. Ludmila Zadorojni, Secretary, Mr. Petru Railean, Chairman of the Central Electoral Commission, and in the presence of Mr. Petru Lucinschi, based on Articles 79 (1) and 135 (1), letter e) of the Constitution of the Republic of Moldova, has examined the results of the election of the President of the Republic of Moldova in public session.

The report of the Central Electoral Commission on the holding of the election of the President of the Republic of Moldova of November 17, 1996 (first round) and December 1, 1996 (second round), presented to the Constitutional Court on December 12, 1996, was examined.

Having examined the report of the Central Electoral Commission and other election related materials, the Constitutional Court stated:

According to Article 79 (1), Article 135 (1), letter e) of the Constitution of the Republic of Moldova, Article 4 (1), letter e) of Law No.317-XIII of December 13, 1994, the Constitutional Court is the only organ entitled to confirm and validate the results of the election of the President of the Republic of Moldova.

The analysis of the report presented by the Central Electoral Commission according to Article 33 (1) of Law No.833-XIII of May 16, 1996 (including the amendments passed by Law No.968-XIII of October 15, 1996), the materials attached to the report, and the personal file of Mr. Petru Lucinschi, show that in the results of the first round of the election of November 17, 1996, none of the candidates for president received at least half of the valid votes cast.

Based on the Resolution of the Central Electoral Commission of December 1, 1996, the second round of the election was held where the two candidates who polled the most votes in the first round participated, that is Messrs. Mircea Snegur and Petru Lucinschi.

The second round of the election had the following results:

- 2.441.074 voters were on voter lists;
- 1.748.139 voters came to vote;
- 45.375 votes were invalid;
- 1.702.764 valid votes were cast:
 - a) 782.933 votes were cast for Mircea Snegur;
 - b) 919.831 votes were cast for Petru Lucinschi.

Mr. Petru Lucinschi received more of the valid votes cast and shall be declared the elected President of the Republic of Moldova.

Considering that the Constitutional Court has not been petitioned in connection with the election results and no serious violations were recorded during the election and based on Articles 79 (1) and 135 (1), letter e) of the Constitution of the Republic of Moldova, the Constitutional Court hereby decrees:

1. The results of the election of the President of the Republic of Moldova in the second round are confirmed as follows:

- 2.441.074 voters were on voter lists;
- 1.748.139 voters came to vote;
- 45.375 votes were invalid;
- 1.702.764 valid votes were cast:
 - a) 782.933 votes were cast for Mircea Snegur;
 - b) 919.831 votes were cast for Petru Lucinschi.

2. Mr. Petru Lucinschi received more of the valid votes cast and is elected President of the Republic of Moldova.

3. The election of Mr. Petru Lucinschi to the position of the President of the Republic of Moldova is validated.

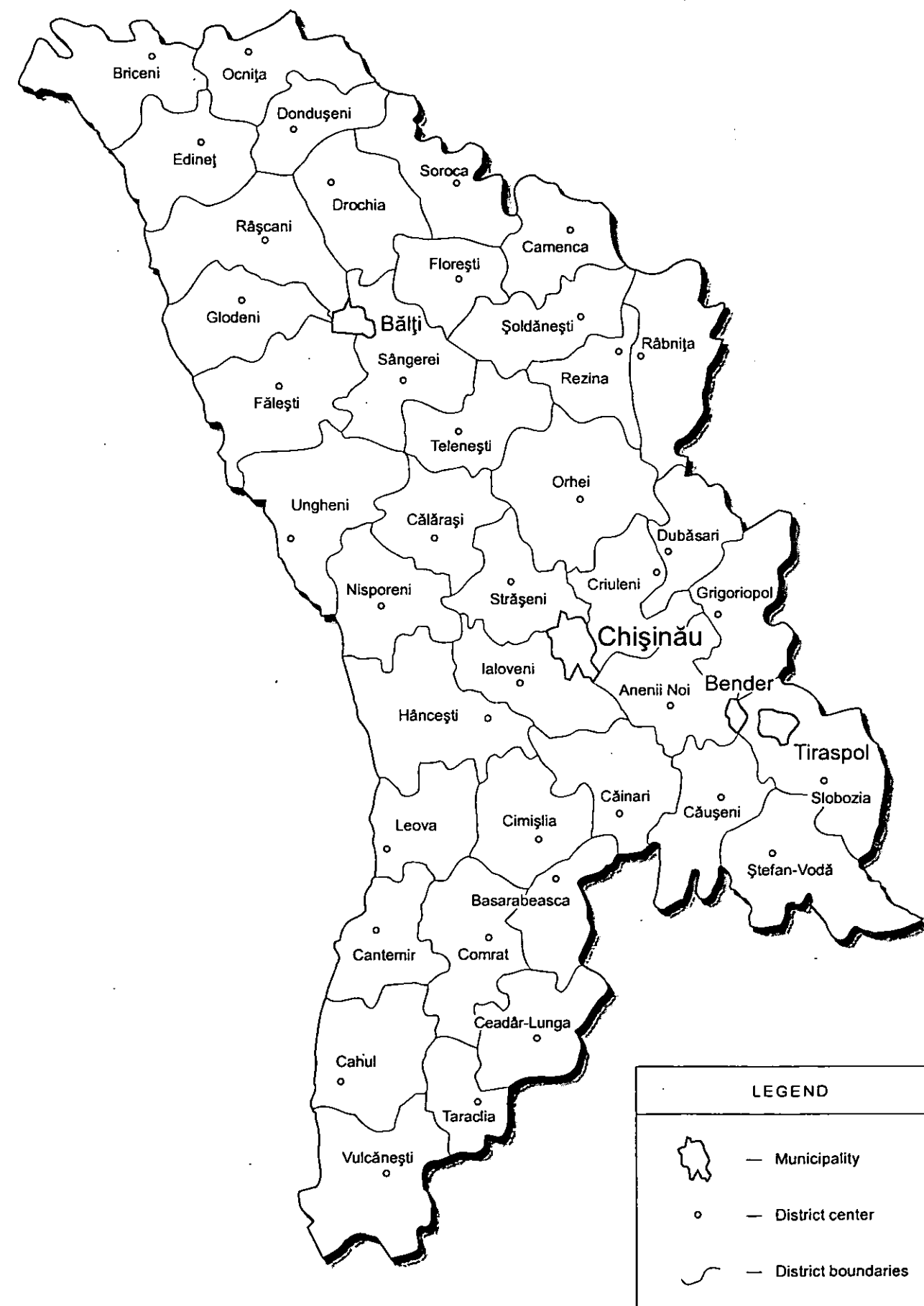
4. This resolution shall be handed to the elected president Mr. Petru Lucinschi and shall be presented to the Parliament of the Republic of Moldova to take the oath as stipulated in Article 79 (2) of the Constitution of the Republic of Moldova.

5. This resolution is final. It shall be published in the Official Monitor of the Republic of Moldova within 10 days and shall be made public by a special communique within 3 days.

Pavel BARBALAT,
Chairman of the Constitutional Court

Chişinău, December 21, 1996, No. 24e.

REPUBLIC OF MOLDOVA



Republic of Moldova
Presidential Elections
November 17 & December 1, 1996

Republic of Moldova. Election-related legislation and documentation; documents of the Central Electoral Commission on November 17 and December 1, 1996, Presidential Elections; results of election.

1997 – 216 pp. – 20.5 x 29.0 cm

Comanda nr. 214
Tirajul 1000
Editura TISH Ltd, Chişinău, 1997

F.E.P. "Tipografia Centrală",
str. Florilor nr. 1, MD-2068 Chişinău

Departamentul Edituri, Poligrafie
şi Comerţul cu Cărţi

**International Foundation
for Election Systems
1101 15th STREET, N.W.
3rd FLOOR**

WASHINGTON, D.C. 20005 USA

PHONE: (202) 828-8507

FAX: (202) 452-0804

**The IFES Program in Moldova
is funded by the United States
Agency for International
Development**

**FUNDAȚIA INTERNAȚIONALĂ
PENTRU SISTEME ELECTORALE
PROGRAM MOLDOVA**

**Str. George Meniuc, nr. 3,
MD-2009, Chișinău, Moldova**

Tel: (373-2) 733-255

Fax: (373-2) 733-621

E-mail: ifes-office@cni.md

IFES-MOLDOVA

**PROJECT DIRECTOR
Dorin Tudoran**

**SENIOR PROGRAM
COORDINATOR
Igor Boțan**

**OFFICE MANAGER
Boris Daniță**

**PROGRAM
COORDINATOR
Victor Băieșu**

**RESOURCE CENTER
COORDINATOR
Tamara Chitoroagă**

**PROGRAM ASSISTANTS
Margareta Mămăligă
Gabriel Mumjiev**

**LOGISTICS
Andrei Bardari**

IFES Edition

TISH Ltd.

Chișinău, 1997