

Election Day Experiences & Satisfaction with Polling Procedures

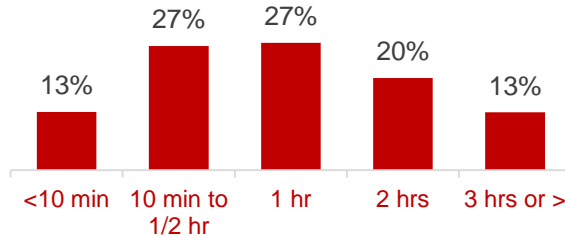
Nigeria 2015 Post-Election Survey

Voting in the Nigerian elections was quite **time-consuming**: Voters had to **queue for several hours** first to **get accredited** and then to **vote**

Accreditation Process:



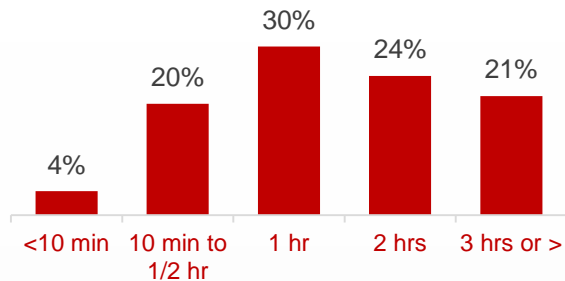
Just under half of voters waited in line for 1 to 2 hours while 13% waited for 3 hours or more



Voting Process:



A 54% majority of voters waited in line for 1 to 2 hours while 21% waited for 3 hours or more



Opinions of Accreditation Process

54% favor combining accreditation and voting into one process



43% favor keeping accreditation separate from voting

Opinions of Scheduling of Elections

39% favor holding all elections in one day

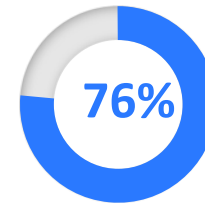


57% favor staggering elections into several days as is done now

The introduction of **Permanent Voter Cards (PVCs)** for the first time in the 2015 elections created a **tradeoff between reducing fraud and disenfranchising certain voters**

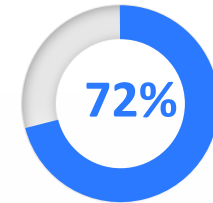
Although...

Over **three quarters** of Nigerians believe the **PVC helped improve electoral integrity**



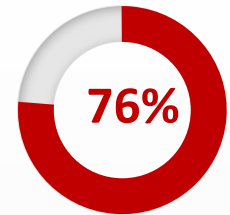
and...

Nearly **three quarters** believe the **PVC helped protect against fraud**



Still...

Over **three quarters** believe the **PVC prevented certain registered voters from being able to vote on Election Day**



Voters in the 2015 elections assess their **voting experience very positively**

Overall

83% of voters assess their overall voting experience to be **good or very good**; 14% judge it as fair; the share of those assessing it as poor is negligible

